



US00D440633S

(12) **United States Design Patent**
Fleischmann

(10) **Patent No.:** **US D440,633 S**

(45) **Date of Patent:** **** Apr. 17, 2001**

(54) **SANITARY FAUCET**

(75) Inventor: **Klaus Fleischmann**, Krefeld (DE)

(73) Assignee: **Hansa Metallwerke AG** (DE)

(**) Term: **14 Years**

(21) Appl. No.: **29/128,698**

(22) Filed: **Aug. 29, 2000**

(30) **Foreign Application Priority Data**

Mar. 2, 2000 (DE) 4 00 02 468

(51) **LOC (7) Cl.** **23-01**

(52) **U.S. Cl.** **D23/238; D23/255; D23/257**

(58) **Field of Search** **D23/238-243,**
D23/250-257; 4/675-679; 137/801

(56) **References Cited**

U.S. PATENT DOCUMENTS

D. 267,110	*	11/1982	Arnolds	D23/242
D. 281,095	*	10/1985	Arnold et al.	D23/238
D. 311,438	*	10/1990	Strignano	D23/242
D. 314,040	*	1/1991	Heieck	D23/238
D. 314,813	*	2/1991	Jans	D23/257

D. 323,700	*	2/1992	Wilde	D23/241
D. 331,275	*	11/1992	Knapp	D23/238
D. 351,218	*	10/1994	Sieger	D23/241
D. 379,213	*	5/1997	Gottwald	D23/238
D. 426,873	*	6/2000	Milrud et al.	D23/255
D. 428,965	*	8/2000	Slothower	D23/238
D. 430,650	*	9/2000	Graves	D23/242

* cited by examiner

Primary Examiner—Louis S. Zarfaz

Assistant Examiner—Gregory Andoll

(74) *Attorney, Agent, or Firm*—Factor & Partners, LLC

(57) **CLAIM**

The ornamental design for a sanitary faucet, as shown.

DESCRIPTION

FIG. 1 is a perspective view of the sanitary faucet, showing a new ornamental design thereof;

FIG. 2 is a side elevational view thereof;


FIG. 3 is a front elevational view thereof;

FIG. 4 is a back elevational view thereof;

FIG. 5 is a top plan view thereof; and,

FIG. 6 is a bottom plan view thereof.

1 Claim, 6 Drawing Sheets








FIG. 2




FIG. 3




FIG. 4




FIG. 5




FIG. 6