



US00D440605S

(12) **United States Design Patent**
Izushima

(10) **Patent No.:** **US D440,605 S**

(45) **Date of Patent:** **** Apr. 17, 2001**

(54) **FINGER GRIPPING DEVICE FOR A WRITING INSTRUMENT**

(75) Inventor: **Hiromichi Izushima**, Kawagoe (JP)

(73) Assignee: **Kotobuki & Co., Ltd.**, Kyoto (JP)

(**) Term: **14 Years**

(21) Appl. No.: **29/125,869**

(22) Filed: **Jul. 3, 2000**

(30) **Foreign Application Priority Data**

Jun. 12, 2000 (JP) 12-015785

(51) **LOC (7) Cl.** **19-06**

(52) **U.S. Cl.** **D19/55; D19/54; D19/49**

(58) **Field of Search** D19/35, 36, 41-51,
D19/53, 54, 55-58, 81-85; 401/6, 7, 88,
227

(56) **References Cited**

U.S. PATENT DOCUMENTS

- D. 394,455 5/1998 Izushima .
- D. 414,807 * 10/1999 Baudino et al. D19/55

- D. 421,052 * 2/2000 Yazawa D19/48
- D. 423,577 * 4/2000 Baudino et al. D19/48
- D. 427,241 * 6/2000 Izushima D19/55
- D. 430,207 * 8/2000 Izushima D19/48
- 3,411,854 * 11/1968 Rossler et al. 401/227

* cited by examiner

Primary Examiner—Martie K. Holtje

(74) *Attorney, Agent, or Firm*—McGinn & Gibb, PLLC

(57) **CLAIM**

The ornamental design for a finger gripping device for a writing instrument, as shown and described.

DESCRIPTION

FIG. 1 is a front elevational view of a finger gripping device for a writing instrument according to the present invention; FIG. 2 is a right side elevational view of FIG. 1, the left side being a mirror image of the right side; FIG. 3 is a rear elevational view of FIG. 1; FIG. 4 is a top plan view of FIG. 1; FIG. 5 is a bottom plan view of FIG. 1; and, FIG. 6 is a perspective view of FIG. 1.

1 Claim, 2 Drawing Sheets

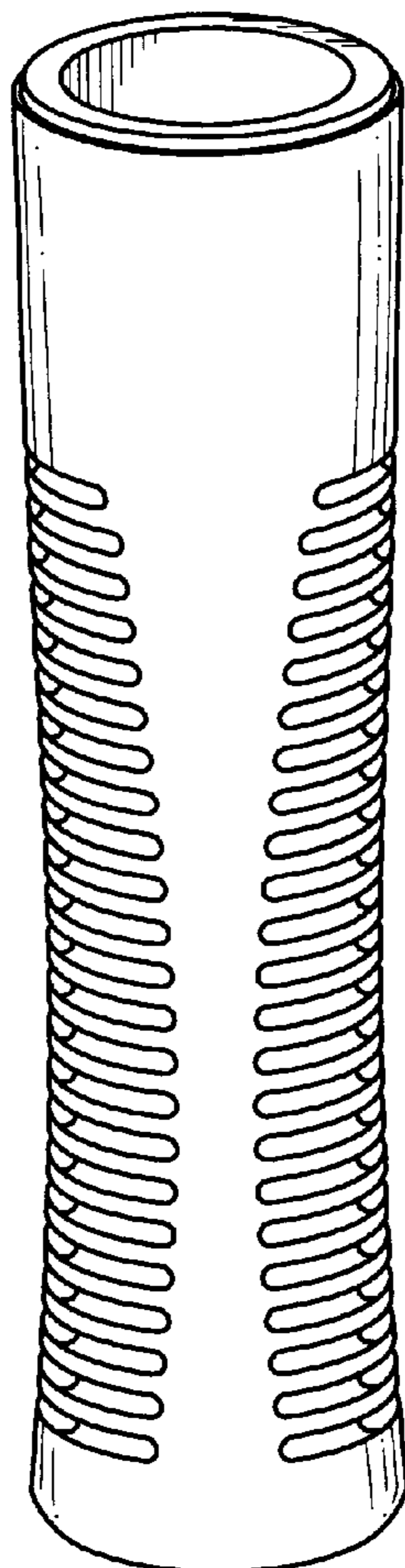


FIG. 2




FIG. 1

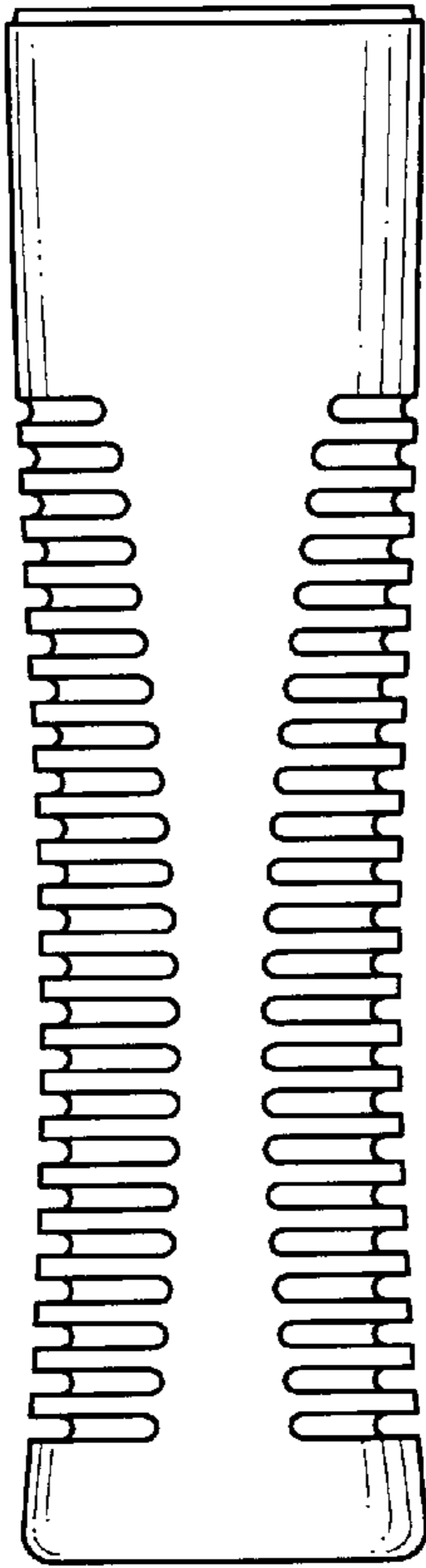


FIG. 3

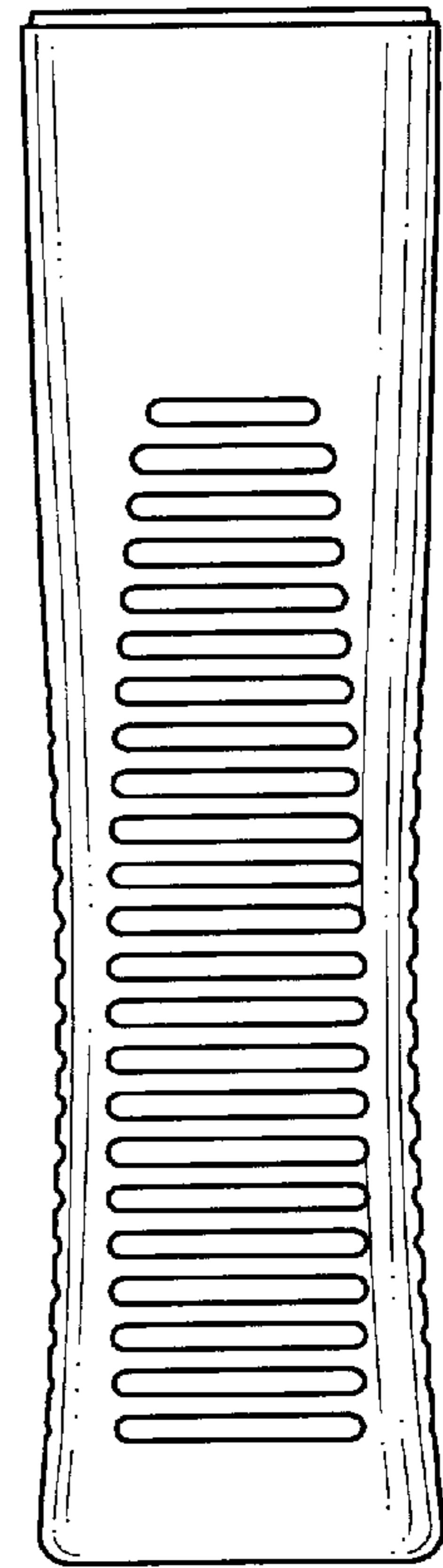


FIG. 6

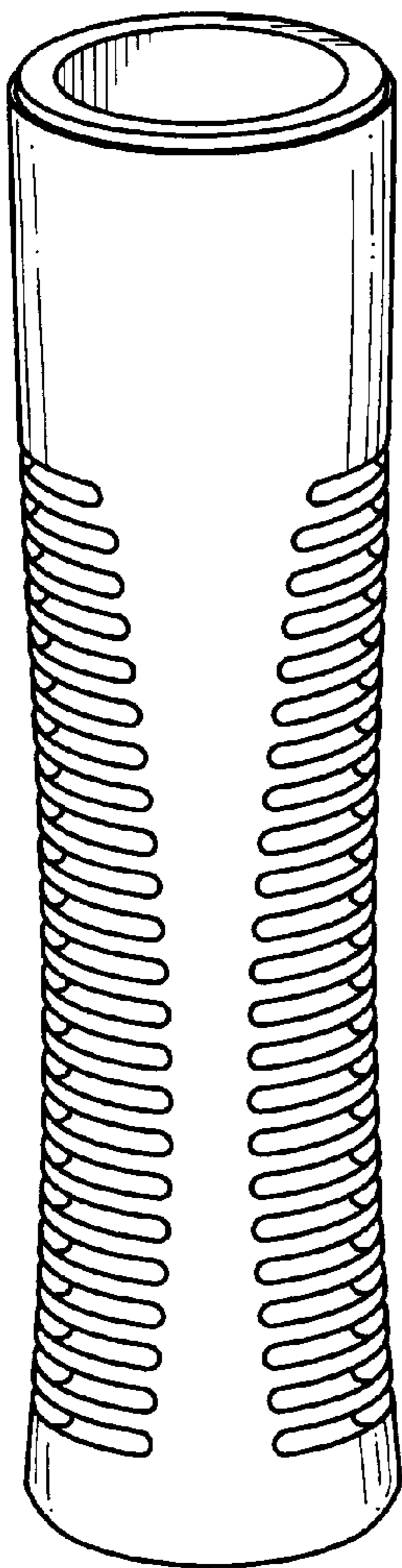


FIG. 4

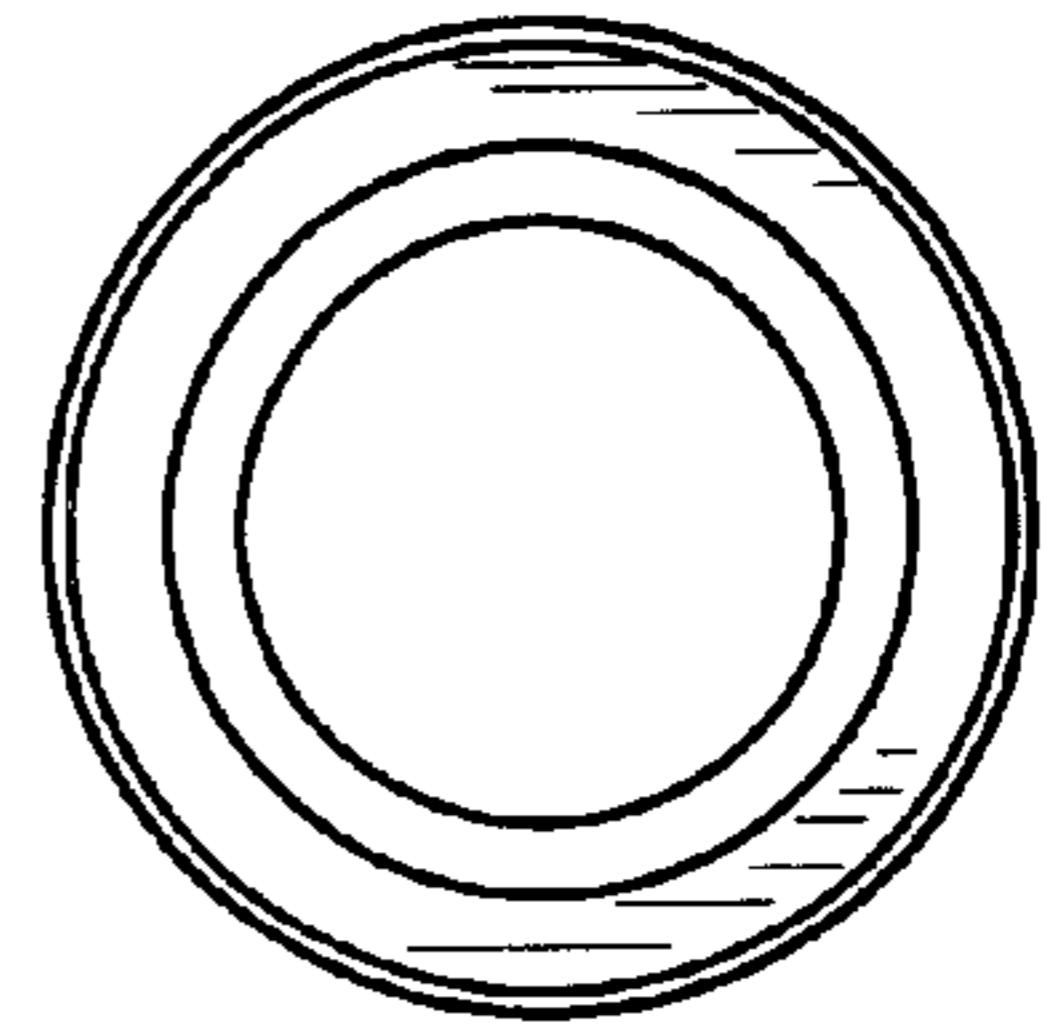


FIG. 5

