



US00D440601S

(12) **United States Design Patent**
Sasaki

(10) **Patent No.:** **US D440,601 S**

(45) **Date of Patent:** **** Apr. 17, 2001**

(54) **BALL-POINT PEN**

(75) Inventor: **Kazuhiko Sasaki**, Gumma (JP)

(73) Assignee: **Kabushiki Kaisha Pilot**, Tokyo (JP)

(**) Term: **14 Years**

(21) Appl. No.: **29/125,622**

(22) Filed: **Jun. 28, 2000**

(30) **Foreign Application Priority Data**

Dec. 29, 1999 (JP) 11-36739

(51) **LOC (7) Cl.** **19-06**

(52) **U.S. Cl.** **D19/43; D19/48; D19/57;**
D19/56

(58) **Field of Search** D19/35, 36, 41-51,
D19/53-58, 81-85; 401/98, 202, 209, 243-247,
262, 6, 7; 24/10 R, 11 R, 11 C, 11 P, 11 M

(56) **References Cited**

U.S. PATENT DOCUMENTS

- D. 83,671 * 3/1931 Esterow D19/56
- D. 256,136 * 7/1980 Muller D19/51
- D. 258,217 * 2/1981 Sakaoka D19/49
- D. 284,773 * 7/1986 Schwartz et al. D19/48
- D. 294,599 * 3/1988 Funahashi et al. D19/48
- D. 303,990 * 10/1989 Petterson D19/48
- D. 339,822 * 9/1993 Mock et al. D19/48
- 1,490,231 * 4/1924 Poole 24/11 M
- 1,717,001 * 6/1929 Benson 24/11 P

OTHER PUBLICATIONS

“The Pen Catalogue 1998” issued Jan. 1, 1998 “Vector SS”, 5 pages.

* cited by examiner

Primary Examiner—Martie K. Holtje

(74) *Attorney, Agent, or Firm*—Sughrue, Mion, Zinn, Macpeak & Seas, PLLC

(57) **CLAIM**

The ornamental design for a ball-point pen, as shown and described.

DESCRIPTION

FIG. 1 is a front perspective view of a ball-point pen showing my new design;
 FIG. 2 is a front view thereof;
 FIG. 3 is a rear view thereof;
 FIG. 4 is a right side view thereof;
 FIG. 5 is a top plan view thereof;
 FIG. 6 is a bottom view thereof;
 FIG. 7 is a front view of the body thereof;
 FIG. 8 is a top plan view of the body thereof;
 FIG. 9 is a bottom view of the body thereof;
 FIG. 10 is a front view of the cap thereof;
 FIG. 11 is a rear view of the cap thereof;
 FIG. 12 is a right side view of the cap thereof;
 FIG. 13 is a top plan view of the cap thereof; and,
 FIG. 14 is a bottom view of the cap thereof.

1 Claim, 4 Drawing Sheets

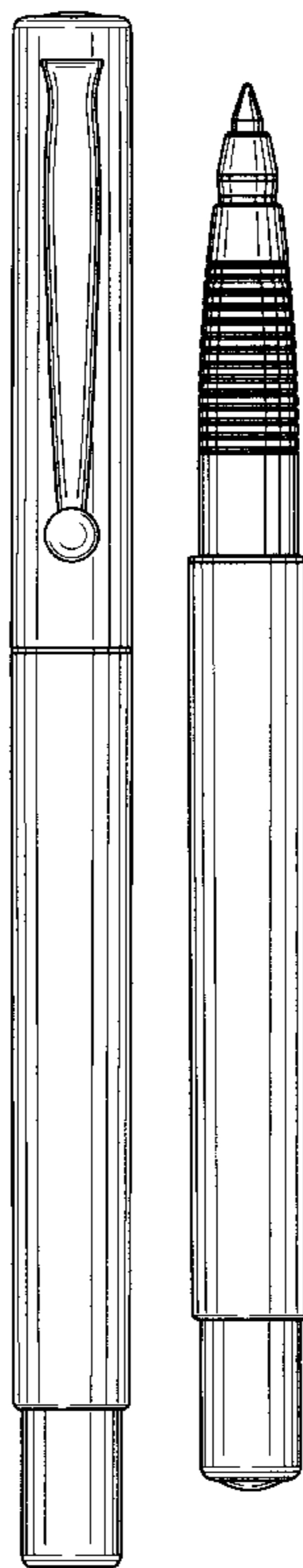


FIG. 1

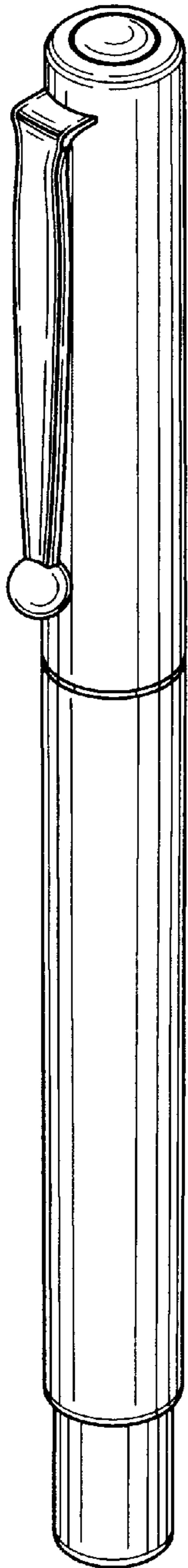


FIG. 2




FIG. 3




FIG. 4




FIG. 5

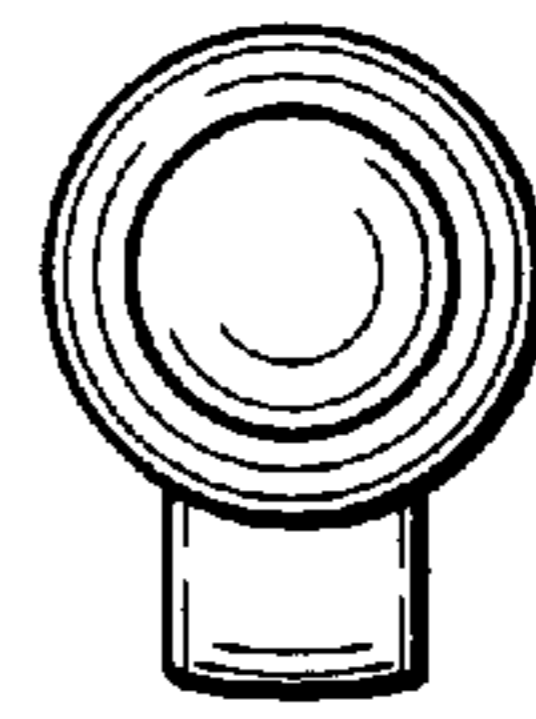


FIG. 6

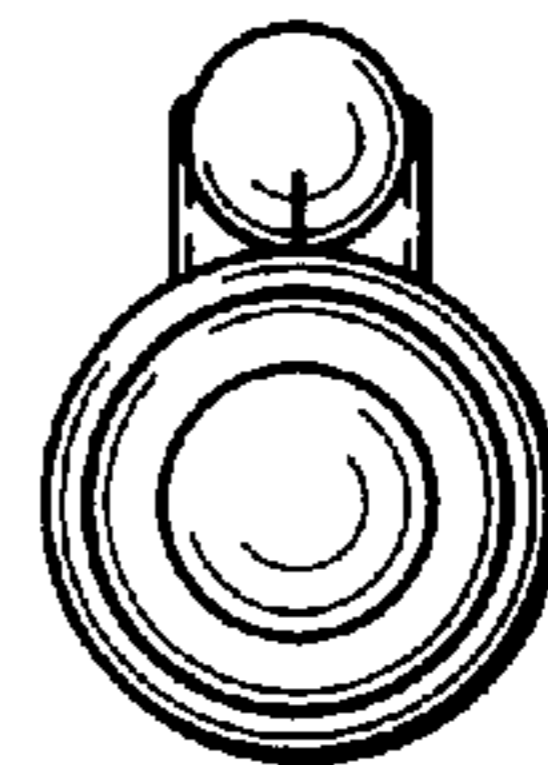


FIG. 7




FIG. 8




FIG. 9

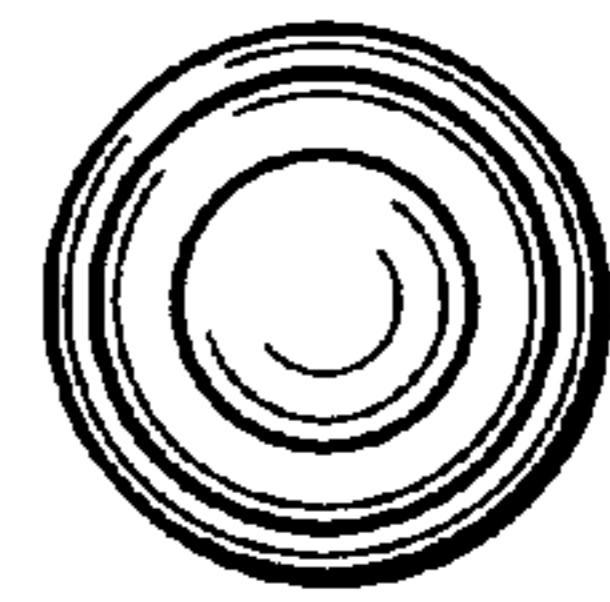


FIG. 10




FIG. 11




FIG. 12

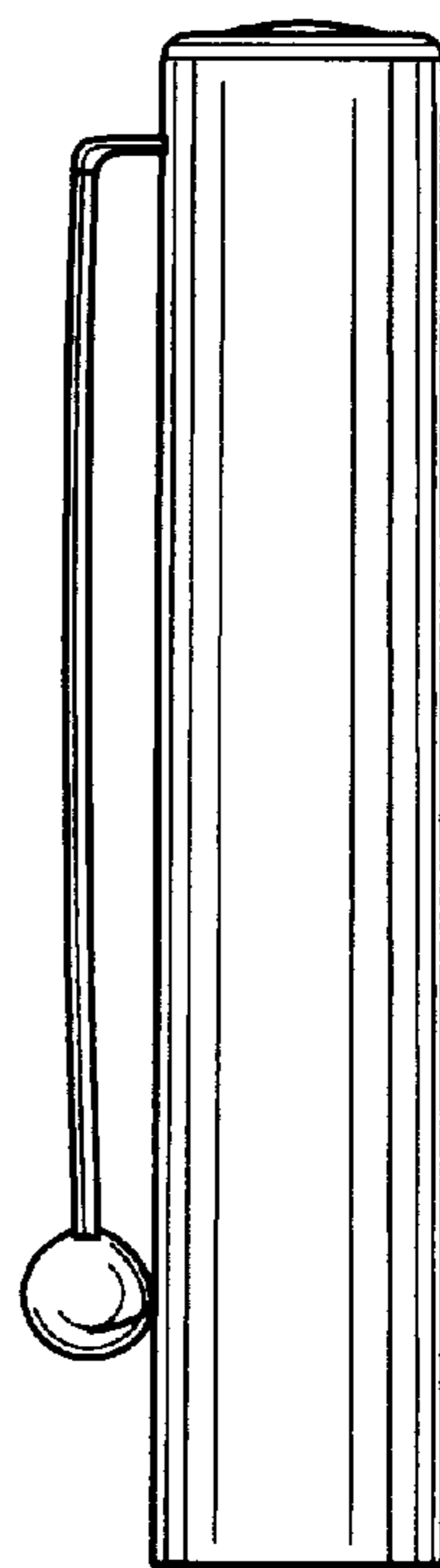


FIG. 13

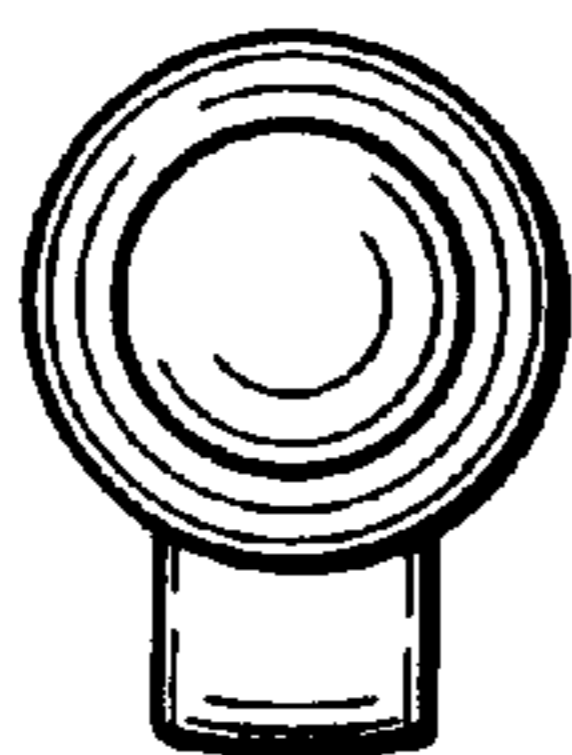


FIG. 14

