



US00D440596S

(12) **United States Design Patent**  
**Klettke**

(10) **Patent No.:** **US D440,596 S**

(45) **Date of Patent:** **\*\* Apr. 17, 2001**

(54) **SUN GLASSES**

(76) **Inventor:** **Michael D. Klettke**, 6730 SE.  
Clackamas Rd., Milwaukie, OR (US)  
97267

(\*\*) **Term:** **14 Years**

(21) **Appl. No.:** **29/105,631**

(22) **Filed:** **May 27, 1999**

(51) **LOC (7) Cl.** ..... **16-06**

(52) **U.S. Cl.** ..... **D16/326**

(58) **Field of Search** ..... D16/101, 300-330;  
351/41, 44, 51, 52, 158; 2/447, 448

(56) **References Cited**

**U.S. PATENT DOCUMENTS**

D. 330,561	*	10/1992	Wilson	.....	D16/315
D. 362,010	*	9/1995	Simioni	.....	D16/314
D. 362,671	*	9/1995	Simioni	.....	D16/325
D. 404,054	*	1/1999	Arnette et al.	.....	D16/325

**OTHER PUBLICATIONS**

Frames Catalog, cover, 1996.\*

\* cited by examiner

*Primary Examiner*—Raphael Barkai

(74) *Attorney, Agent, or Firm*—Olson & Olson

(57) **CLAIM**

The ornamental design of sun glasses, as shown and described.

**DESCRIPTION**

FIG. 1 is a perspective view of sun glasses showing my new design.

FIG. 2 is a top plan view of the sun glasses of FIG. 1.

FIG. 3 is a side view as viewed from the left in FIG. 2.


FIG. 4 is a side view as viewed from the right in FIG. 2.

FIG. 5 is a front view as viewed from the bottom in FIG. 2.

FIG. 6 is a rear view as viewed from the top in FIG. 2; and,

FIG. 7 is a bottom plan view of the sun glasses of FIG. 1.

**1 Claim, 2 Drawing Sheets**




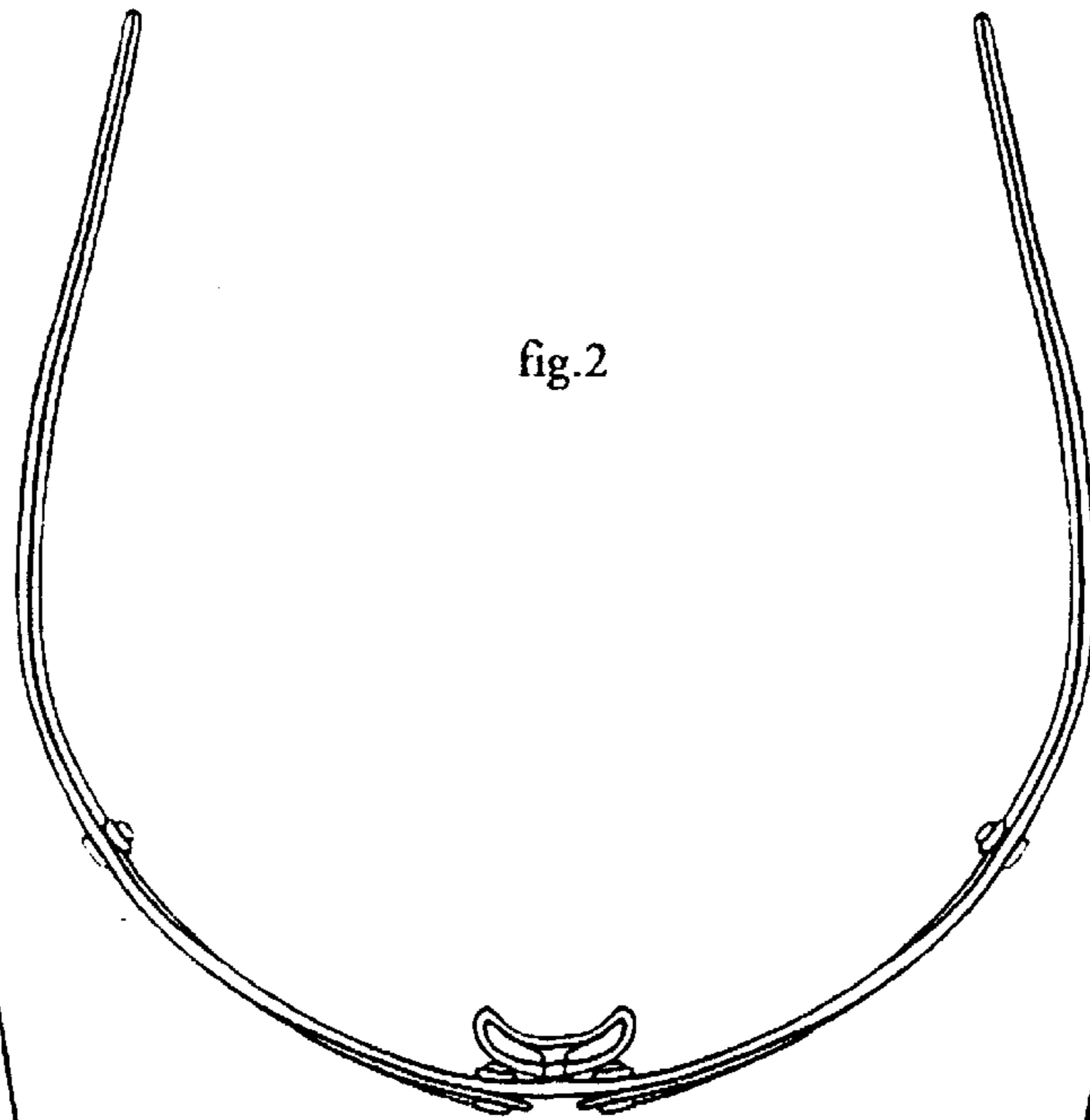
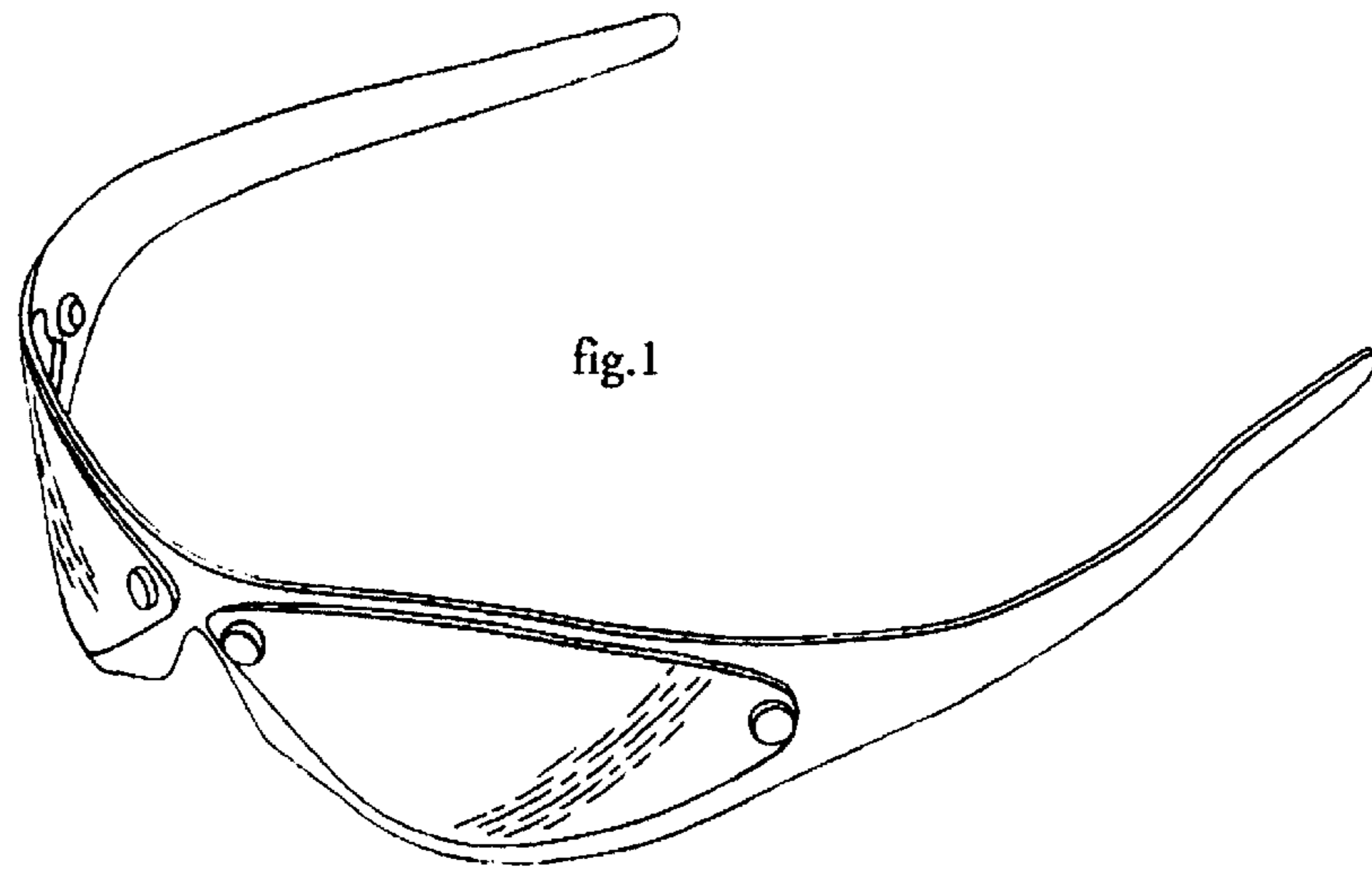


fig.5

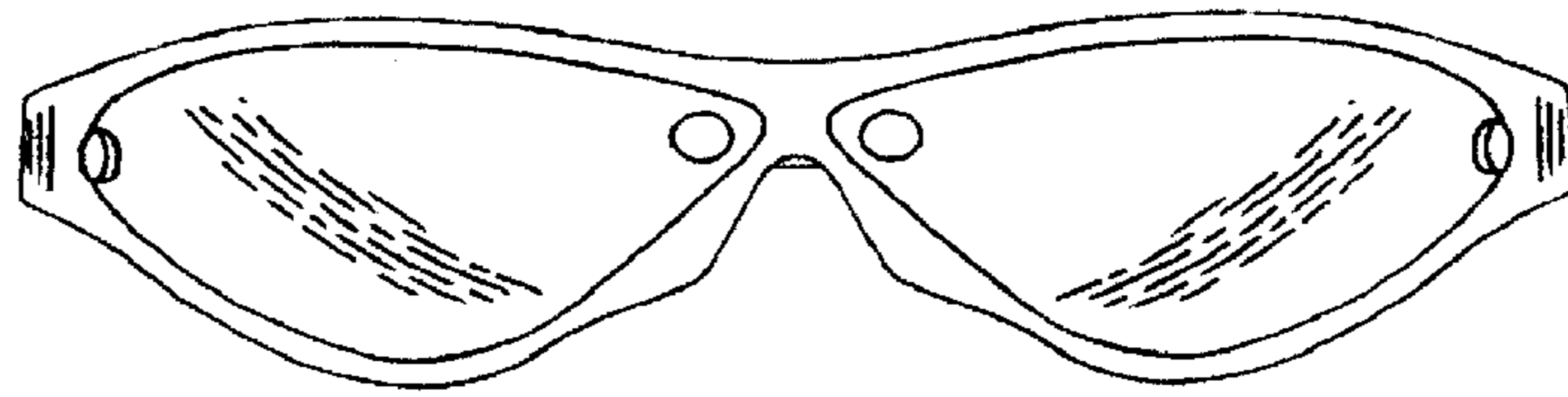


fig.6

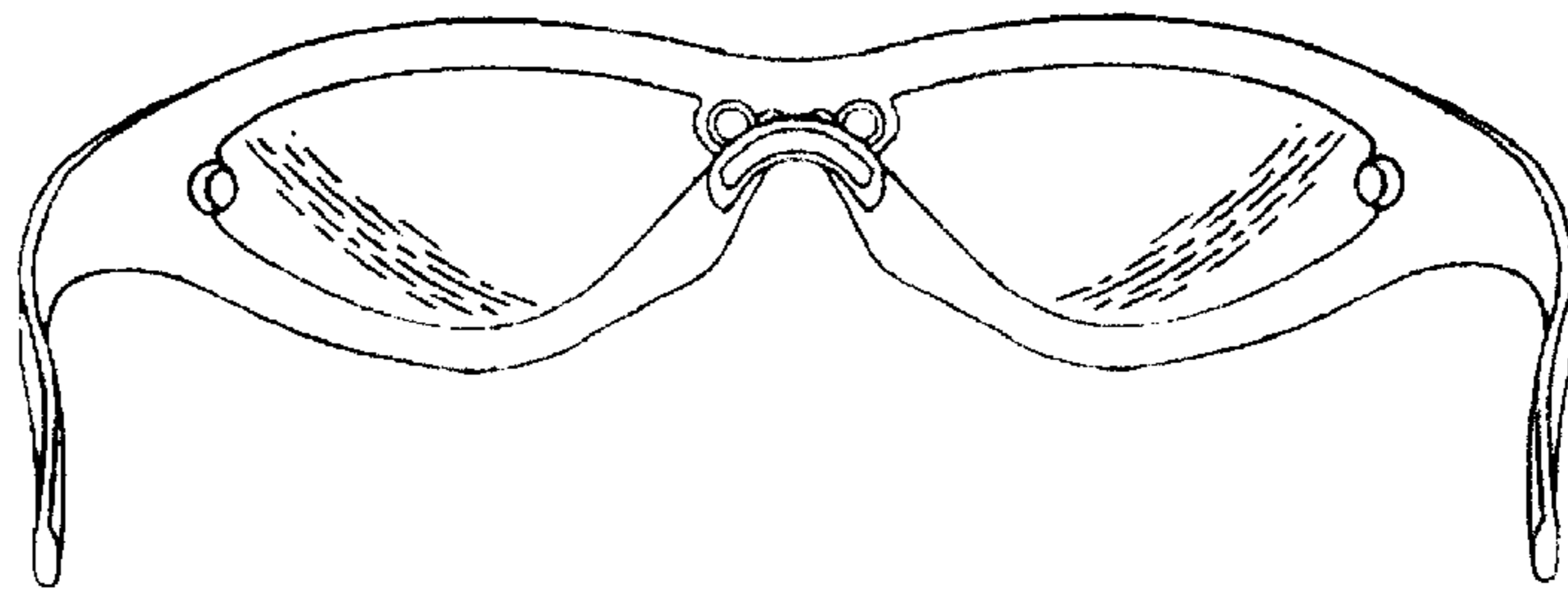


fig.7

