



US00D440586S

(12) **United States Design Patent**  
**Hall et al.**

(10) **Patent No.:** **US D440,586 S**

(45) **Date of Patent:** **\*\* Apr. 17, 2001**

(54) **VIDEOPHONE HOUSING**

(75) Inventors: **Tracy R. Hall**, Santa Clara; **Keith Barraclough**, Menlo Park; **Bryan R. Martin**, Campbell, all of CA (US)

(73) Assignee: **8x8, Inc.**, Santa Clara, CA (US)

(\*\*) Term: **14 Years**

(21) Appl. No.: **29/092,505**

(22) Filed: **Aug. 20, 1998**

**Related U.S. Application Data**

(63) Continuation of application No. 29/072,368, filed on May 27, 1997, now Pat. No. Des. 408,041.

(51) **LOC (7) Cl.** ..... **16-01**

(52) **U.S. Cl.** ..... **D16/202; D14/130**

(58) **Field of Search** ..... D14/130; D16/200-205, D16/208; 348/14-20, 143, 373, 374-376; 358/906, 909.1; 396/535, 543

(56) **References Cited**

**U.S. PATENT DOCUMENTS**

D. 339,149 \* 9/1993 Nakamura et al. .... D16/202

D. 355,921 \* 2/1995 Crouch et al. .... D16/202

D. 386,195 \* 11/1997 Oates ..... D16/202

D. 390,858 \* 2/1998 Wen ..... D16/202

\* cited by examiner

*Primary Examiner*—Adir Aronovich

(57) **CLAIM**

The ornamental design for a videophone housing, as shown and described.

**DESCRIPTION**

FIG. 1 is a perspective view of a videophone housing;

FIG. 2 is a front side elevational view of FIG. 1;

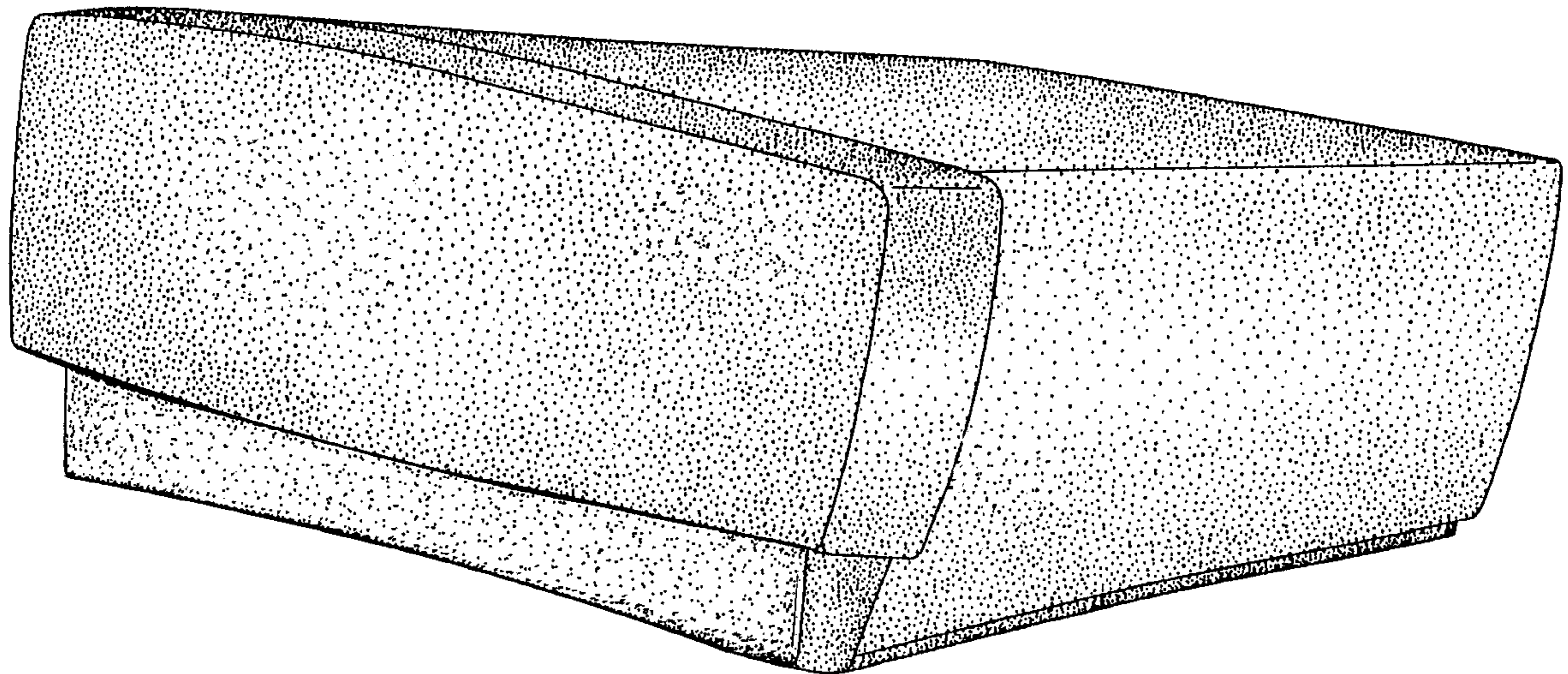
FIG. 3 is a back side elevational view of FIG. 1;

FIG. 4 is a top plan view of FIG. 1;

FIG. 5 is a bottom plan view of FIG. 1; and,

FIG. 6 is a right side elevational view of FIG. 1, the undisclosed left side elevational view being a mirror image thereof.

**1 Claim, 6 Drawing Sheets**



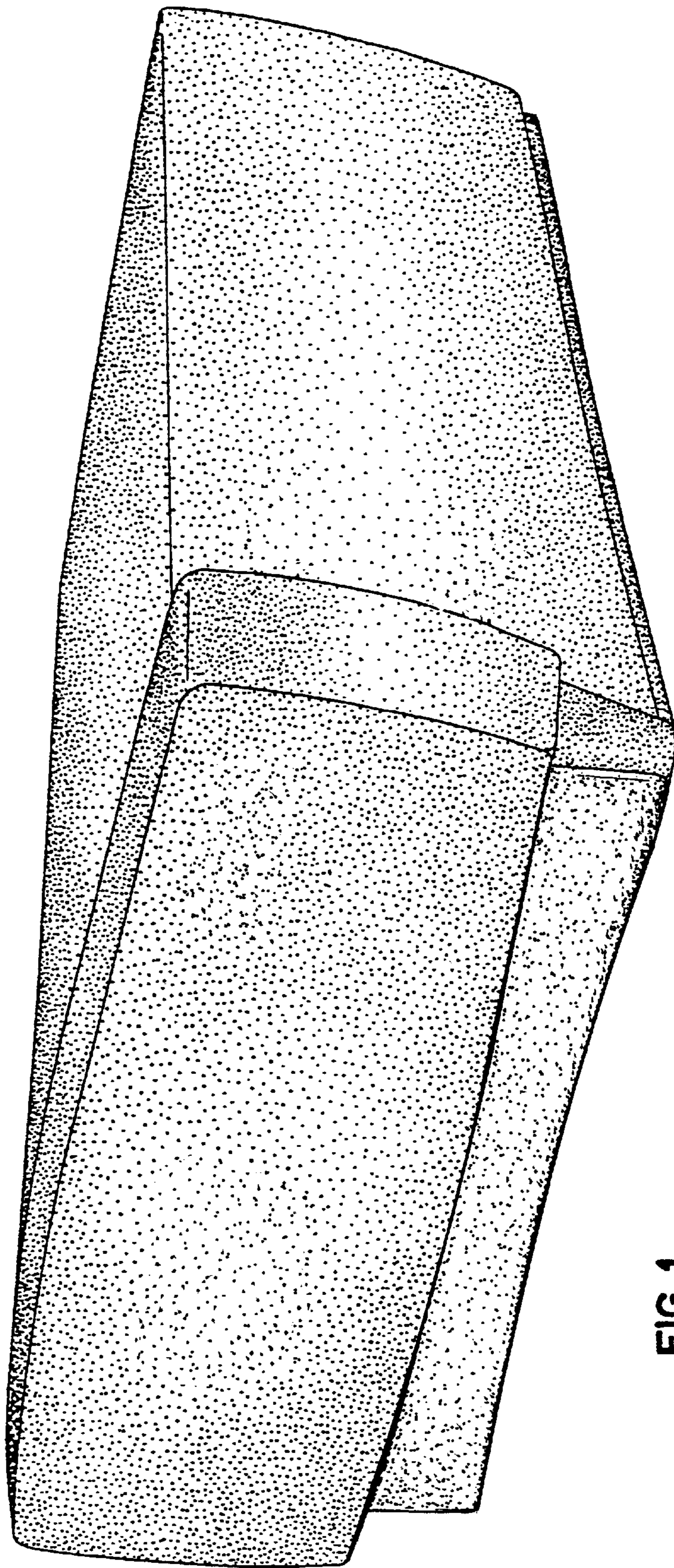


FIG. 1

FIG. 2




FIG. 3

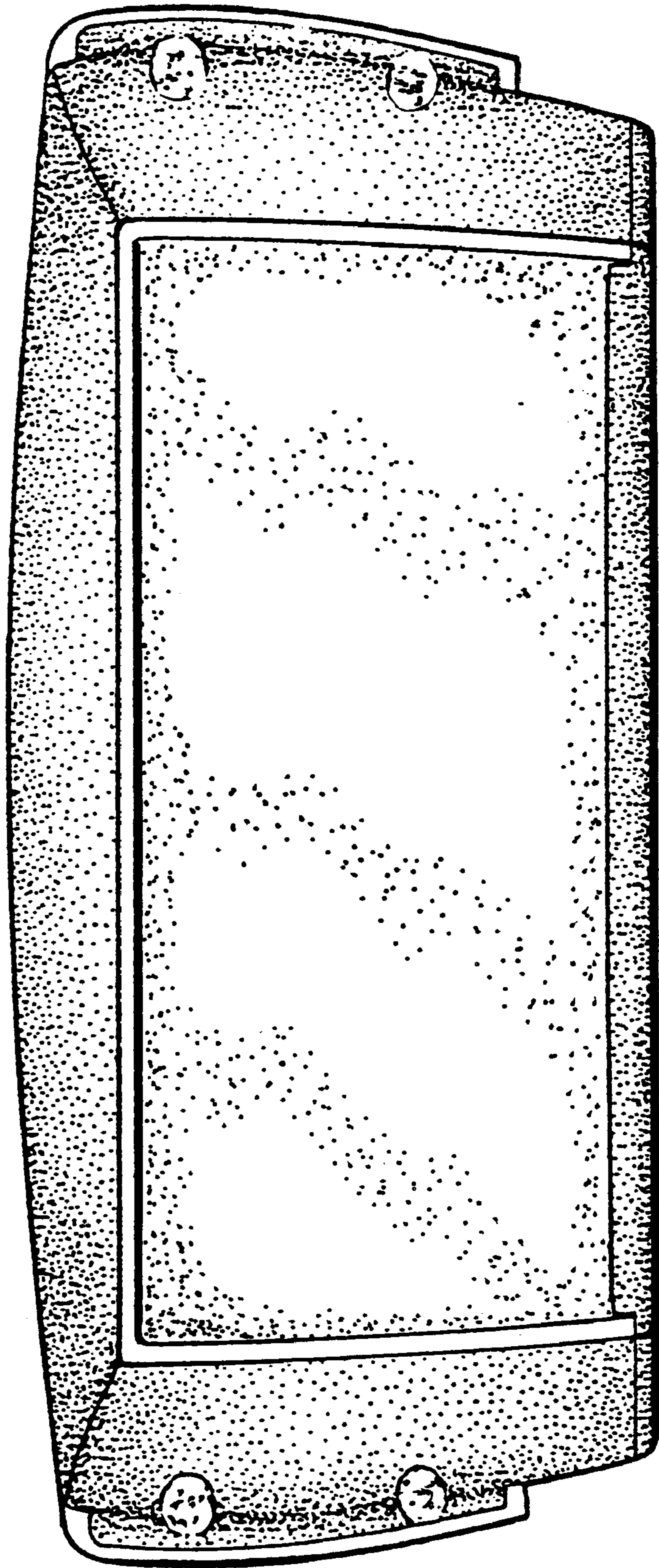


FIG. 4

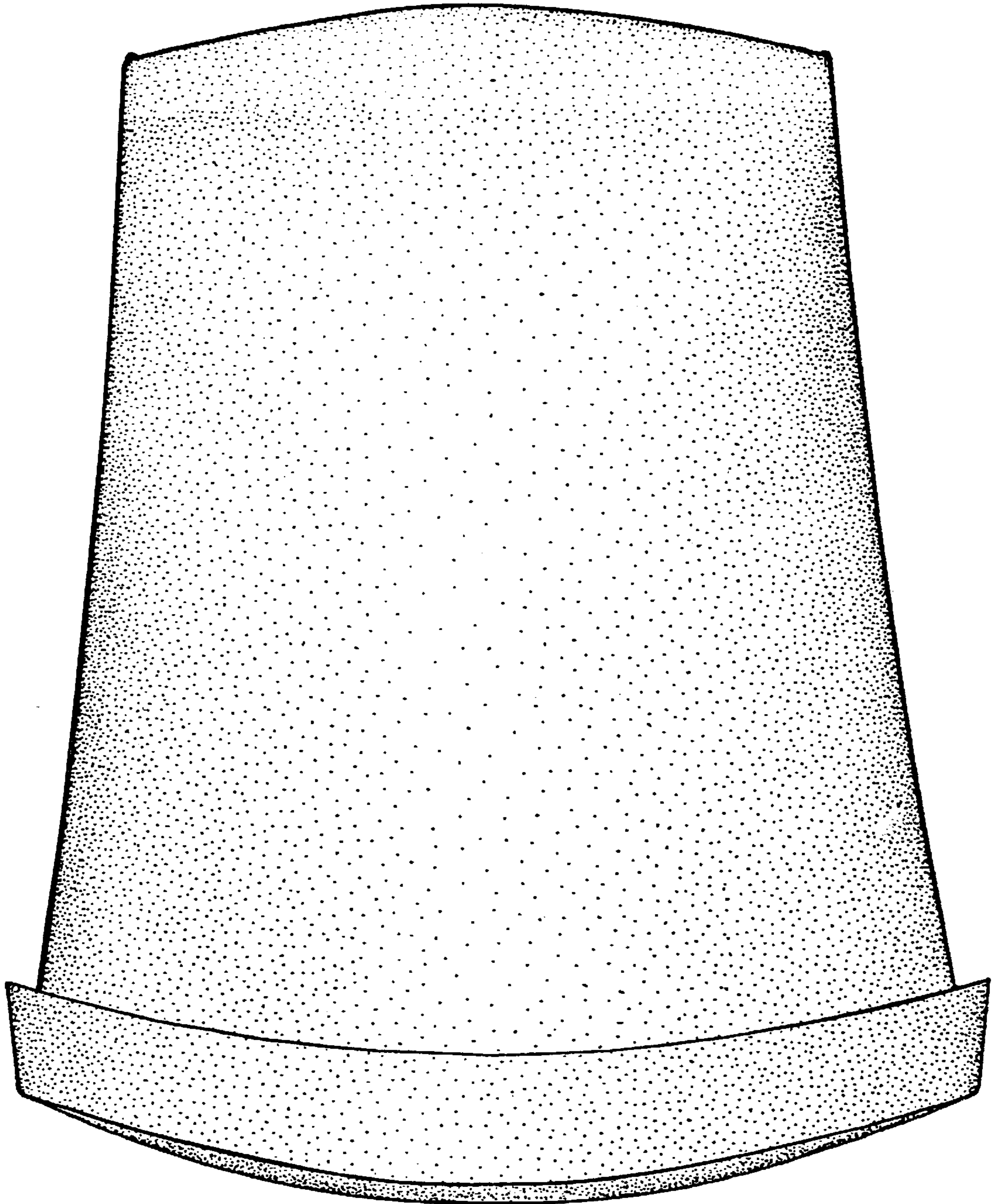


FIG. 5




FIG. 6

