



US00D440579S

(12) **United States Design Patent** (10) **Patent No.:** **US D440,579 S**
Wilson et al. (45) **Date of Patent:** **** Apr. 17, 2001**

(54) **FUEL DISPENSER HOUSING**

(75) Inventors: **Amy H. Wilson**, Greensboro; **Paul D. Miller**, Winston Salem, both of NC (US); **Cheryl Felix**, Bedford, MA (US)

(73) Assignee: **Gilbarco Inc.**, Greensboro, NC (US)

(*) Notice: This patent is subject to a terminal disclaimer.

(**) Term: **14 Years**

(21) Appl. No.: **29/090,995**

(22) Filed: **Jul. 21, 1998**

(51) **LOC (7) Cl.** **15-02**

(52) **U.S. Cl.** **D15/9.2**

(58) **Field of Search** D15/9.1, 9.2; 222/25, 222/71, 74, 75, 383.1, 27; 137/234.6; 364/528.17; D25/56; D14/105; D99/43

(56) **References Cited**

U.S. PATENT DOCUMENTS

D. 244,563	5/1977	Taylor et al.	D52/2
D. 262,971	2/1982	Robinson, Jr. et al.	D15/9.2
D. 265,092	6/1982	Robinson, Jr. et al.	D15/9.2
D. 273,791	* 5/1984	Monigle et al.	D15/9.1
D. 287,498	* 12/1986	Monigle et al.	D15/9.2
D. 303,803	* 10/1989	Phillips	D25/56
D. 306,719	3/1990	Austin et al.	D14/105
D. 309,144	7/1990	Austin et al.	D15/9.2
D. 316,471	4/1991	Austin et al.	D99/43
D. 395,052	* 6/1998	Krone et al.	D15/9.1
D. 396,047	* 7/1998	Krone et al.	D15/9.1
4,576,312	* 3/1986	Swick, Jr.	D15/9.2

OTHER PUBLICATIONS

- “BP Apollo—NZ Trial Site Review” (Aug. 14, 1998).
- “Loyalty Builders”. No Date.
- “V390” (1994).
- “V390U” (1994).

- “Customer Interface Terminal”. No Date.
- “Horizon 2000 Series Dispenser”. No Date.
- “The Premier Series H422B: with Insight” (Aug. 1997).
- “Dispensers”. No. Date.
- “The Advantage Series Model Guide” by Gilbarco Inc. (1996).
- “Multidispenser Advantage”. No Date.
- “Universal Univision” by Universal Epsco, Inc. (1995).
- “Centurion—A Sophisticated and Reliable Dispenser” by Schlumberger Electronics Transaction (1997).

* cited by examiner

Primary Examiner—Ralf Seifert

(74) *Attorney, Agent, or Firm*—Jenkins & Wilson, P.A.

(57) **CLAIM**

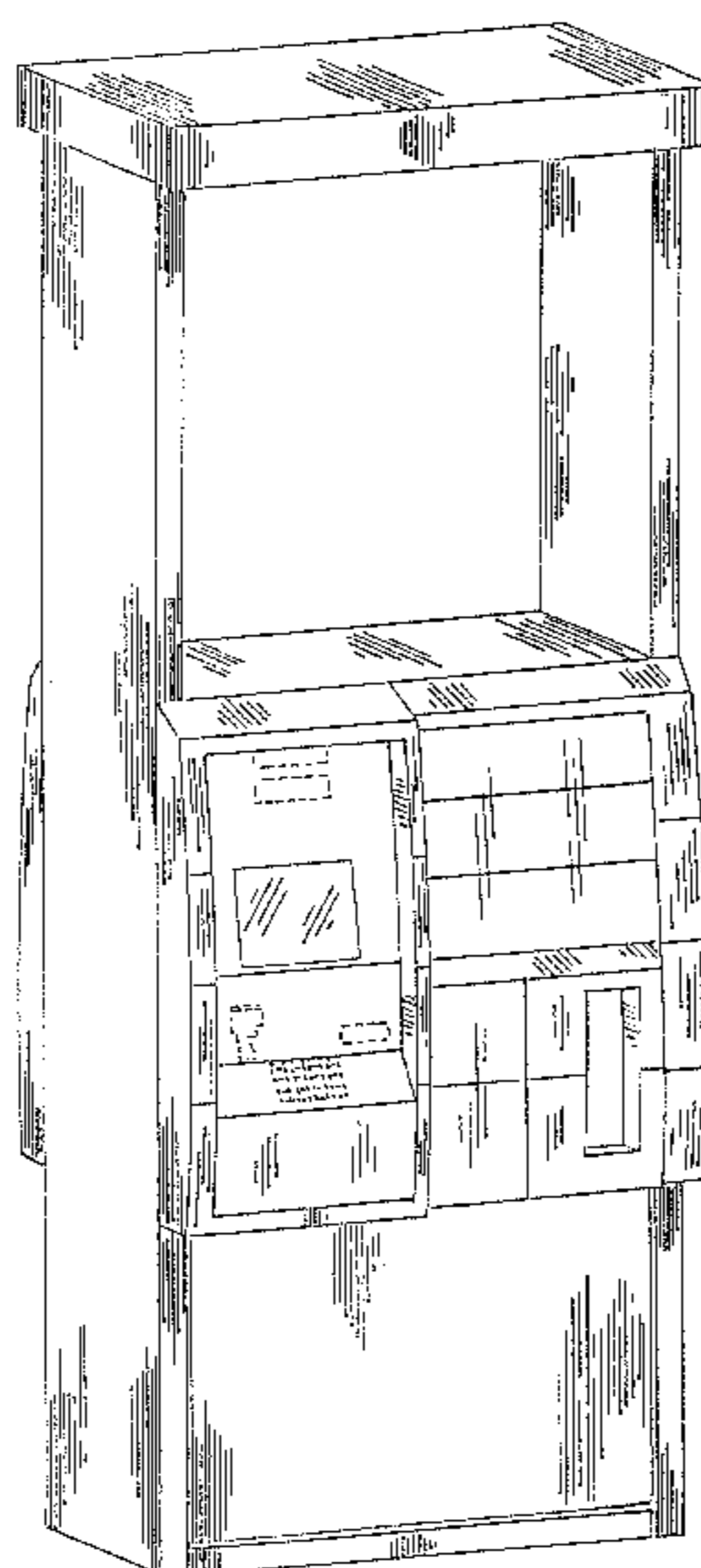
The ornamental design for a fuel dispenser housing, as shown and described.

DESCRIPTION

FIG. 1 is a perspective view of the fuel dispenser housing; FIG. 2 is a front elevational view thereof, the opposite side view being the same; FIG. 3 is a side elevational view thereof, the opposite side view being the same; FIG. 4 is a top plan view thereof; and, FIG. 5 is a bottom plan view thereof.

It being understood that the broken lines in FIGS. 1 and 2 are for illustrative purposes only and form no part of the claimed design.

1 Claim, 4 Drawing Sheets






Fig.1

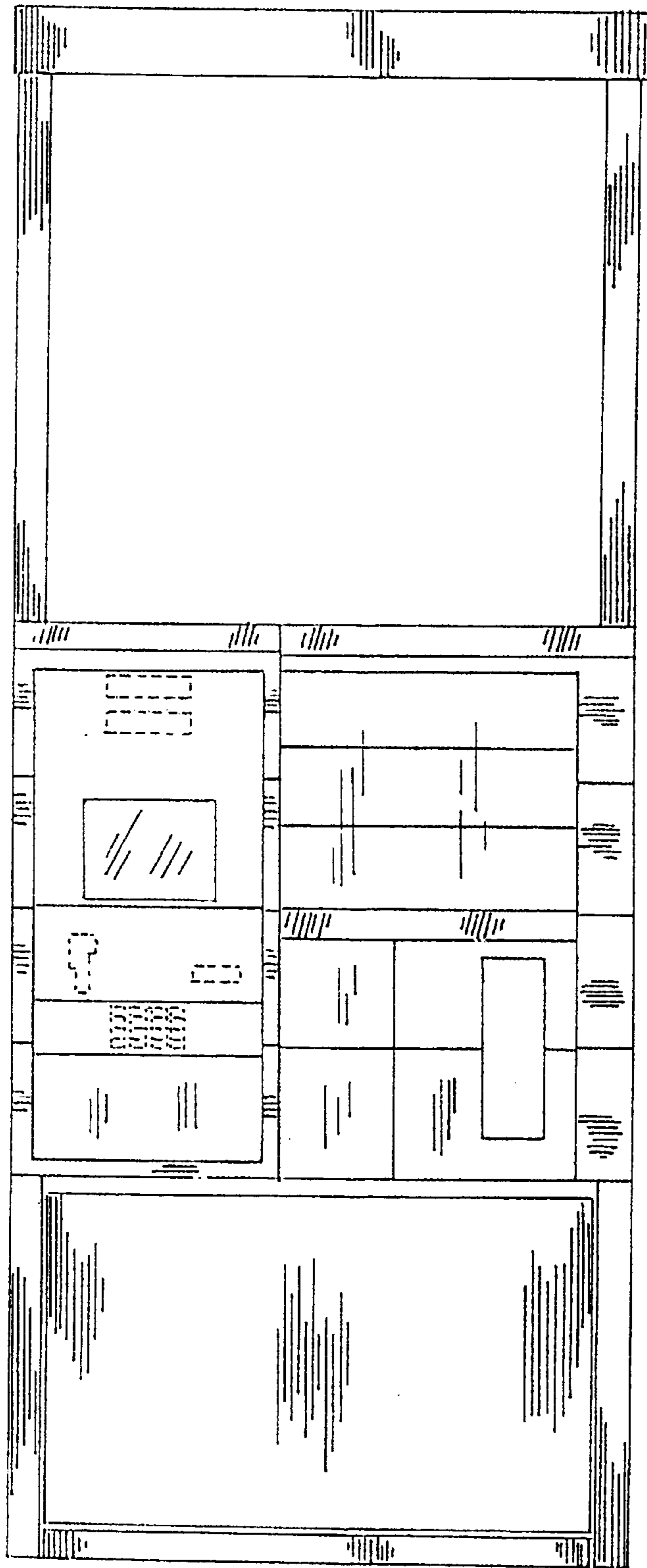


Fig.2

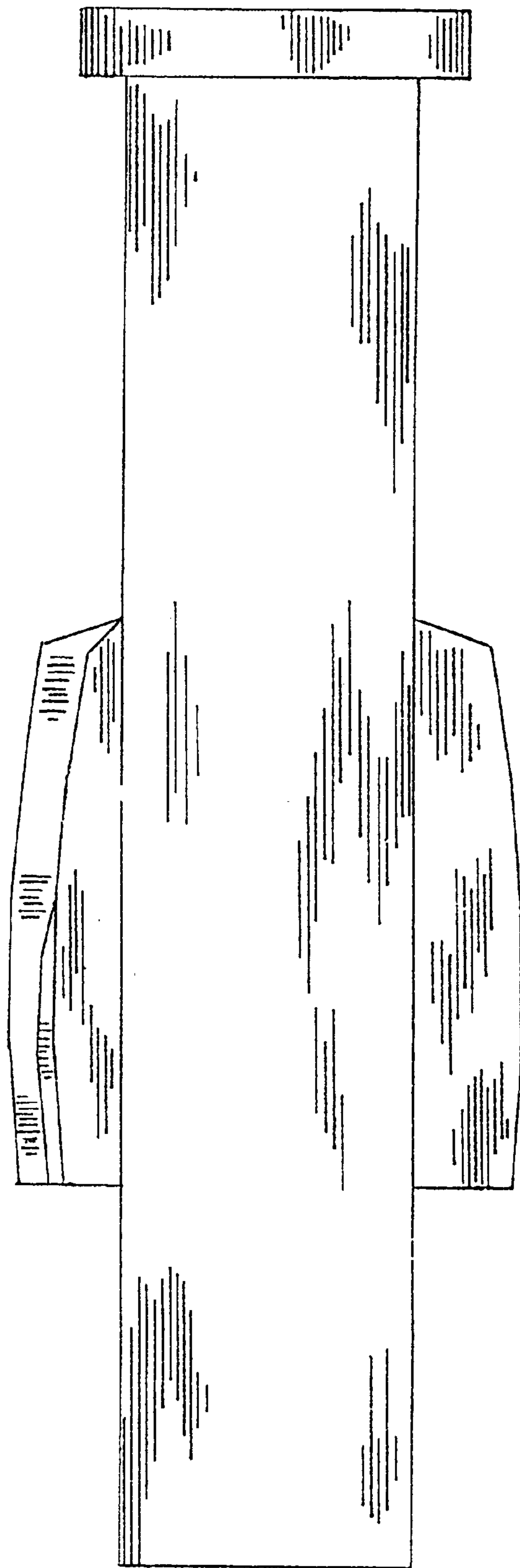


Fig. 3

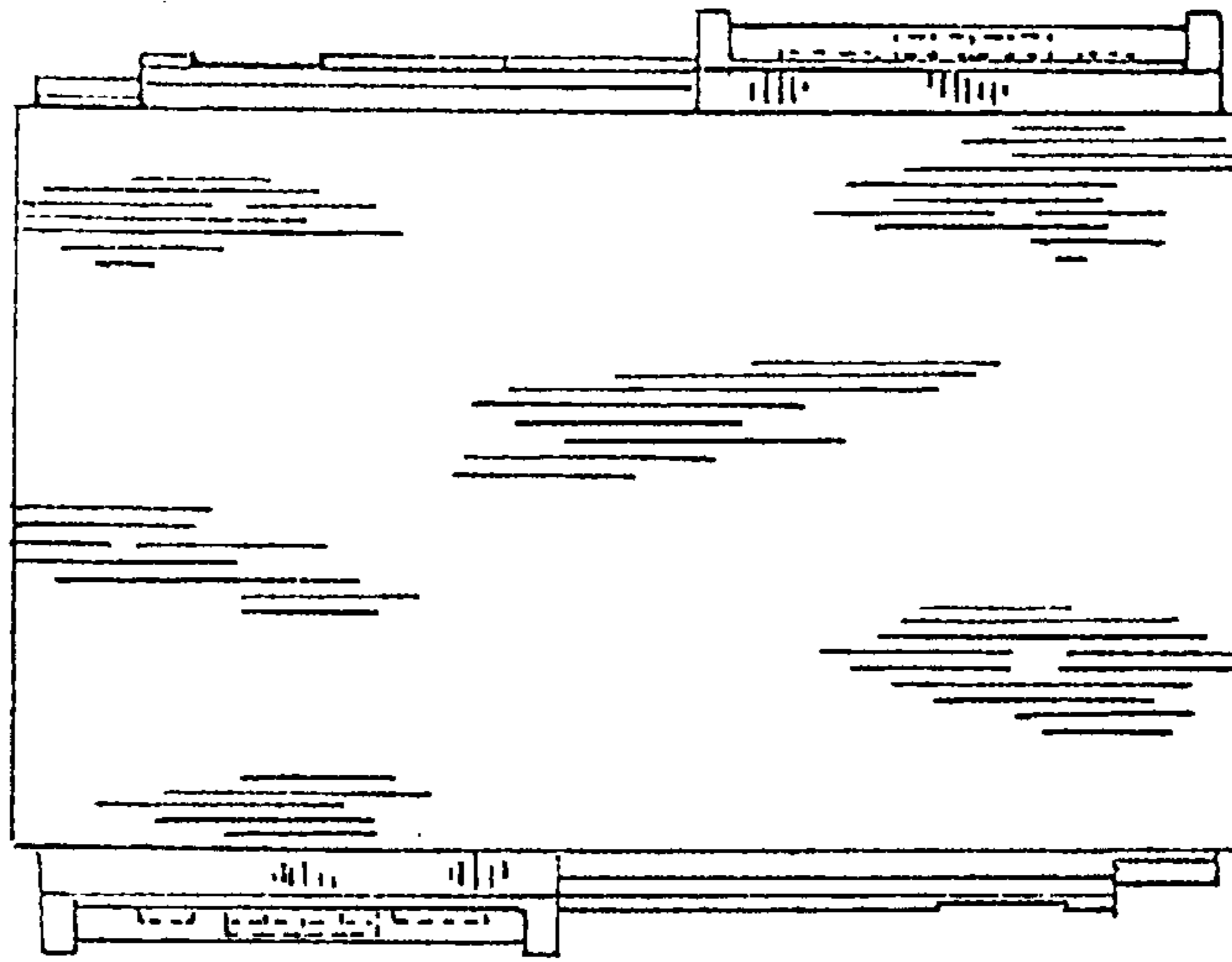


Fig. 4

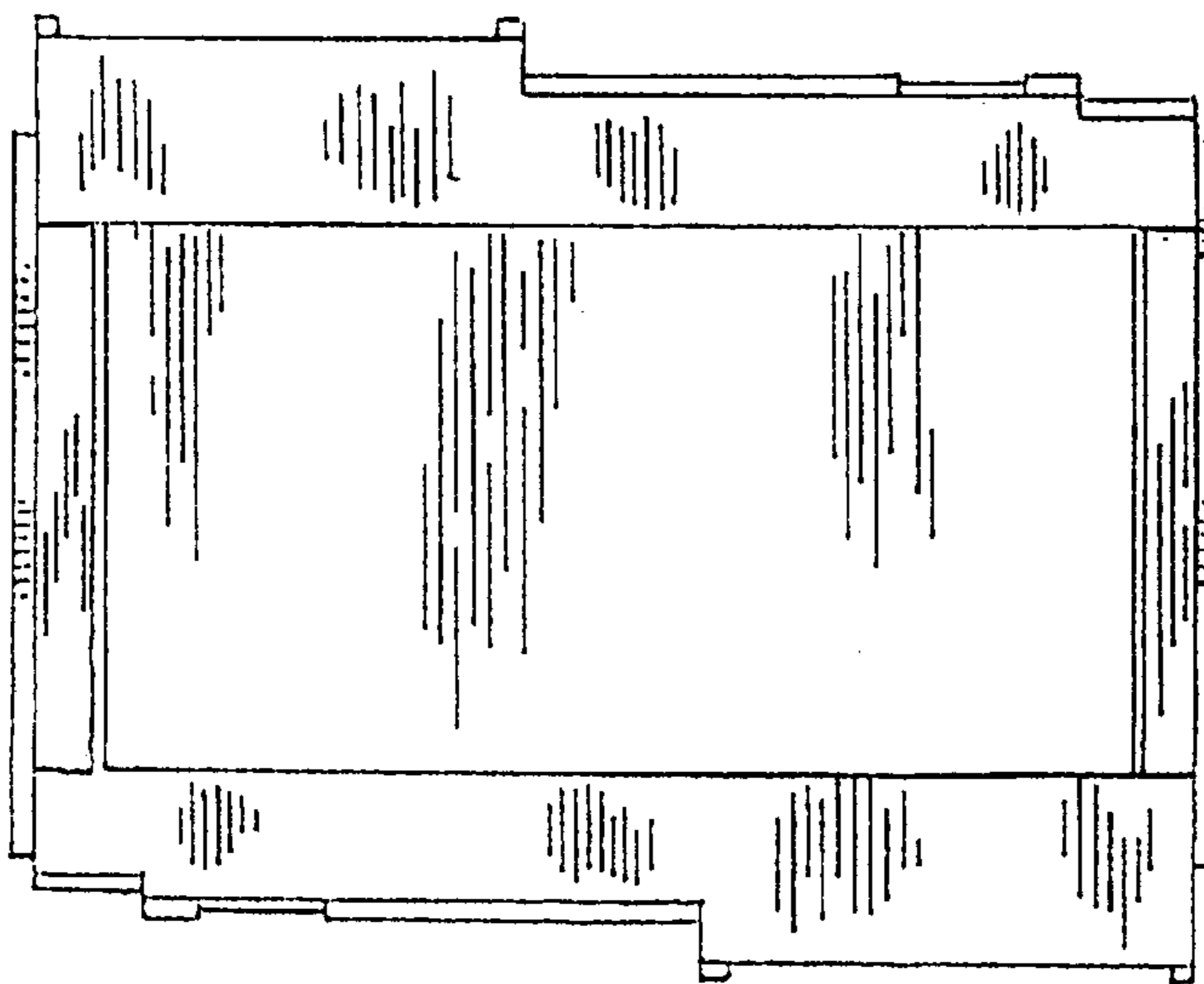


Fig. 5