



US00D440551S

(12) **United States Design Patent**
Bolas et al.

(10) **Patent No.:** **US D440,551 S**

(45) **Date of Patent:** **** Apr. 17, 2001**

(54) **REMOTE TUNER FOR INTERNET-BASED RADIO**

D. 348,883 * 7/1994 Peersmann D14/188
D. 373,357 * 9/1996 Wong D14/170
D. 384,957 * 10/1997 Lee D14/195 X

(75) Inventors: **Mark T. Bolas**, Mountain View; **Sara K. Fisher**, Stanford; **William R. Jones, III**, San Francisco; **Sung H. Kim**, Palo Alto, all of CA (US)

* cited by examiner

Primary Examiner—Nanda Bondade
(74) *Attorney, Agent, or Firm*—Townsend and Townsend and Crew, LLP

(73) Assignee: **Sonicbox, Inc.**, Mountain View, CA (US)

(**) Term: **14 Years**

(57) **CLAIM**

The ornamental design for a remote tuner for internet-based radio, as shown and described.

(21) Appl. No.: **29/123,928**

(22) Filed: **May 26, 2000**

DESCRIPTION

(51) **LOC (7) Cl.** **14-03**

(52) **U.S. Cl.** **D14/188**

(58) **Field of Search** D14/168–171,
D14/188, 189, 192–198; 455/344, 350,
351

FIG. 1 is a front elevational view;
FIG. 2 is a top plan view;
FIG. 3 is a bottom plan view;
FIG. 4 is a left side elevational view;
FIG. 5 is a right side elevational view; and,
FIG. 6 is a rear elevational view.

(56) **References Cited**

U.S. PATENT DOCUMENTS

D. 144,717 * 5/1946 Kaiser, Jr. D14/195

1 Claim, 4 Drawing Sheets

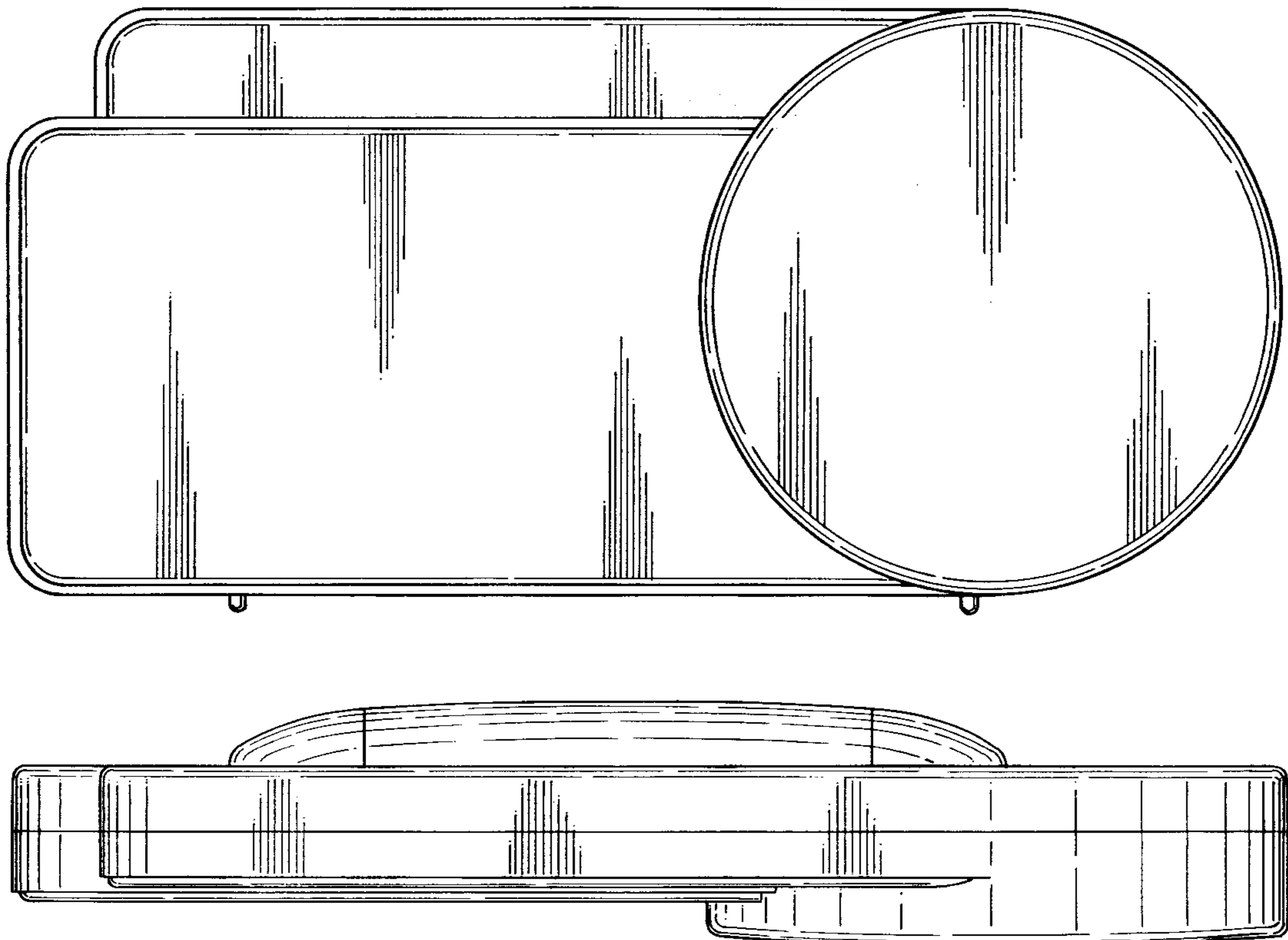
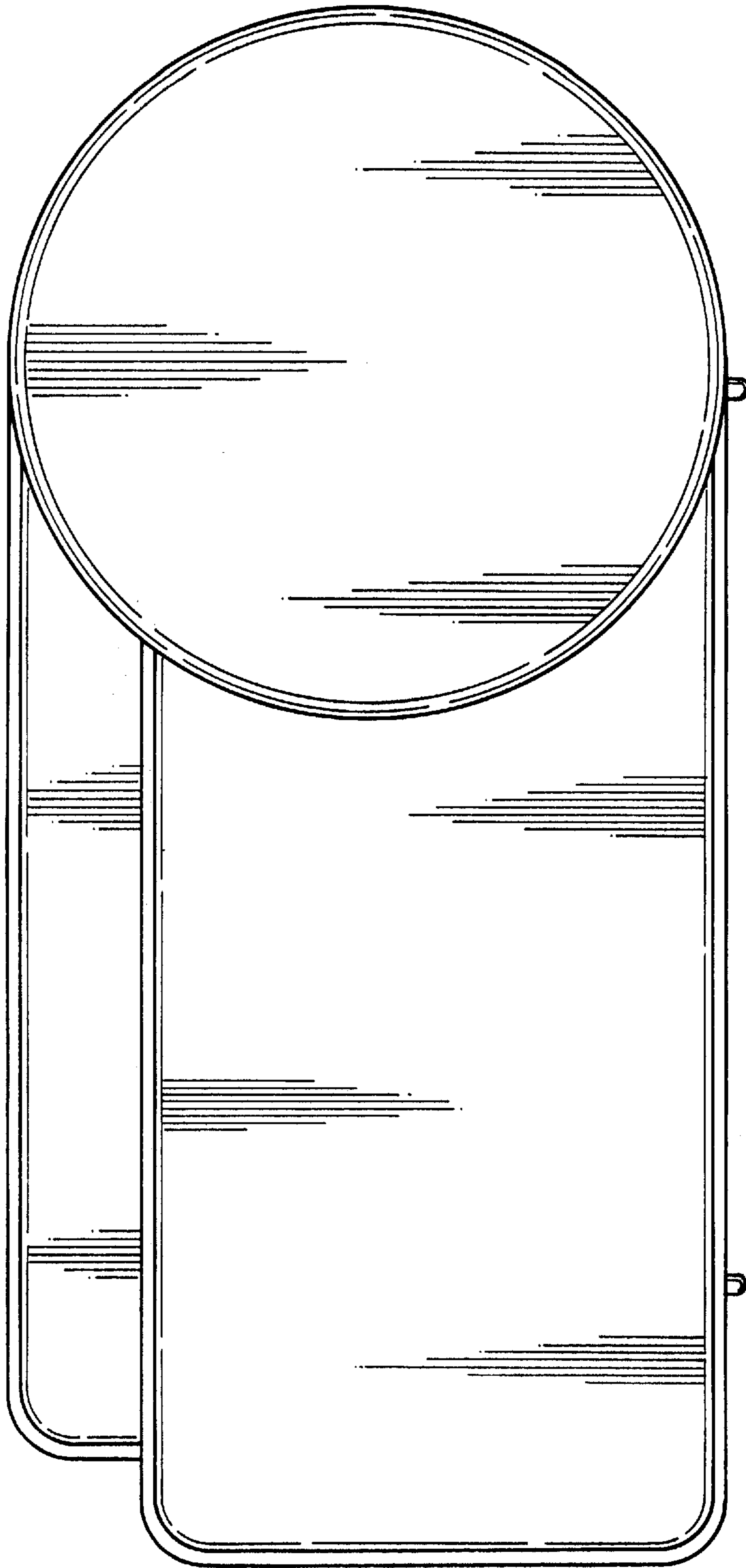


Fig. 1



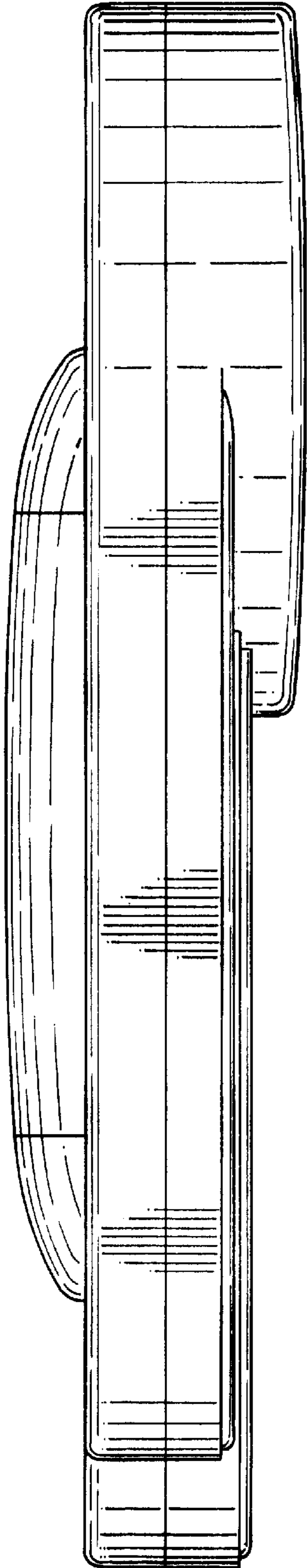


Fig. 2

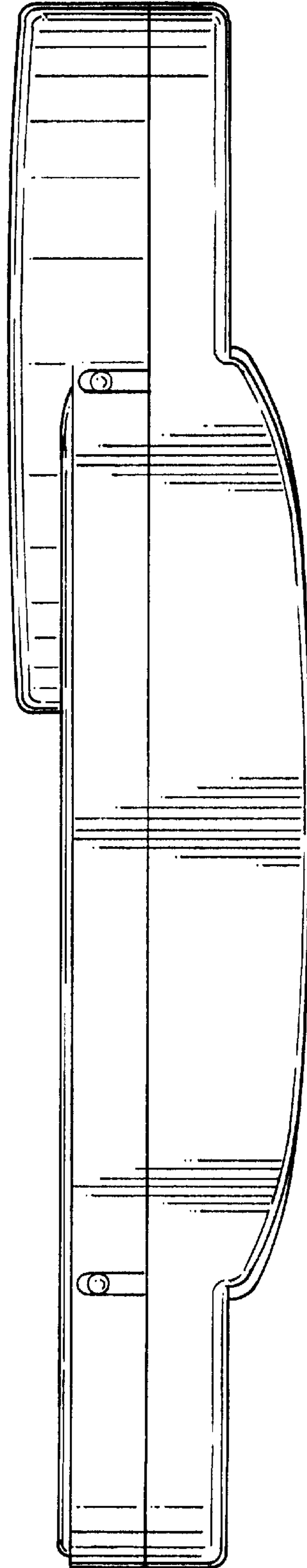


Fig. 3

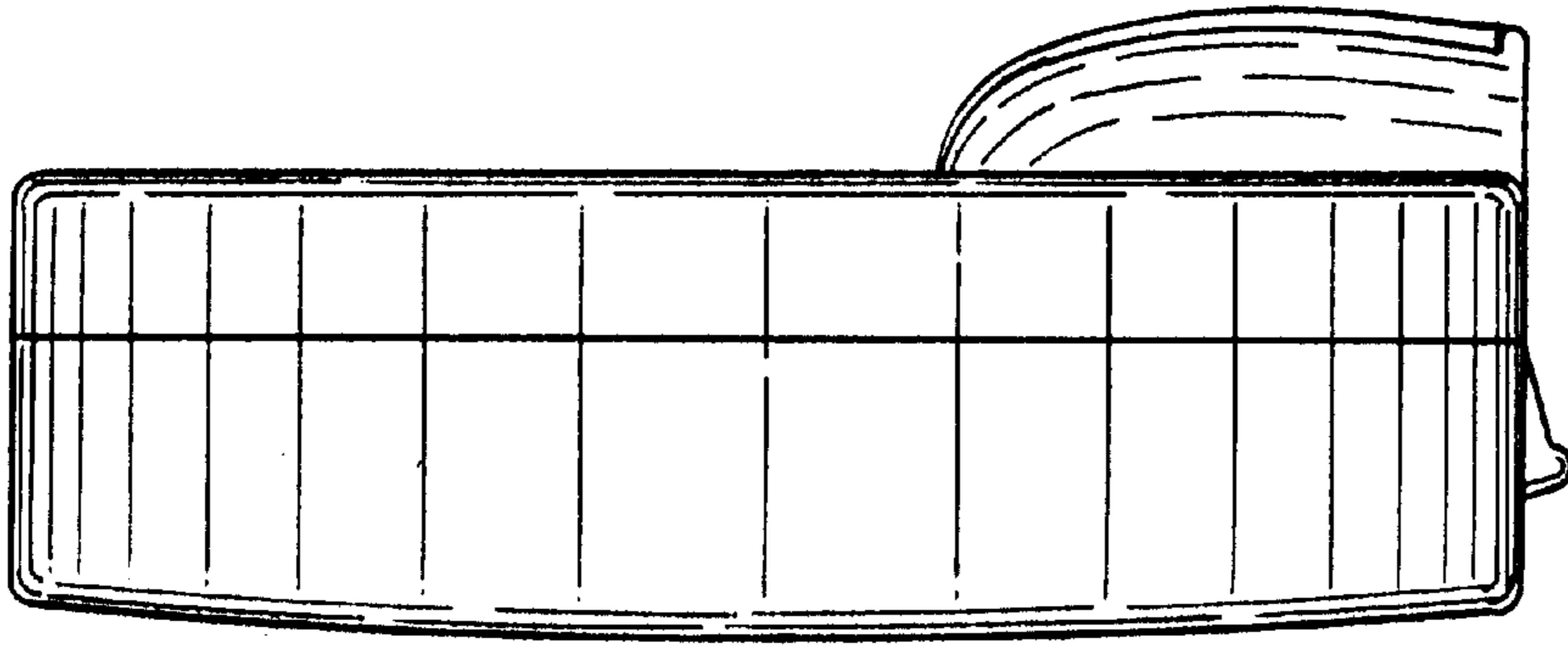


Fig. 5




Fig. 4

Fig. 6

