



US00D440547S

(12) **United States Design Patent**
Hori et al.

(10) **Patent No.:** **US D440,547 S**

(45) **Date of Patent:** **** Apr. 17, 2001**

(54) **DIGITAL AUDIO DISC PLAYER FOR VEHICLE**

(75) **Inventors:** **Tomoo Hori; Takayuki Miyazawa,**
both of Yokohama (JP)

(73) **Assignee:** **Matsushita Electric Industrial Co., Ltd.** (JP)

(**) **Term:** **14 Years**

(21) **Appl. No.:** **29/124,673**

(22) **Filed:** **Jun. 9, 2000**

(30) **Foreign Application Priority Data**

Dec. 14, 1999 (JP) 11-34515

(51) **LOC (7) Cl.** **14-01**

(52) **U.S. Cl.** **D14/157; D14/156**

(58) **Field of Search** D14/135, 136,
D14/156, 157, 160, 167, 168, 197-198,
257, 258; 369/75.1, 75.2, 77.1, 77.2

(56) **References Cited**

U.S. PATENT DOCUMENTS

- D. 357,025 * 4/1995 Tokiyama et al. D14/258
- D. 381,983 * 8/1997 Nagai D14/168
- D. 393,265 * 4/1998 Tokiyama et al. D14/258

- D. 409,607 * 5/1999 Shiono D14/156
- D. 410,462 * 6/1999 Sakagami D14/156
- D. 418,133 * 12/1999 Tanaka D14/156 X
- 4,758,910 * 7/1988 Kaneko et al. D14/157 X

FOREIGN PATENT DOCUMENTS

- 1042932 7/1999 (JP) .
- 1042933 7/1999 (JP) .

* cited by examiner

Primary Examiner—Nanda Bondade

(74) *Attorney, Agent, or Firm*—Christensen O'Connor Johnson Kindness PLLC

(57) **CLAIM**

The ornamental design for a digital audio disc player for vehicle, as shown and described.

DESCRIPTION

FIG. 1 is a perspective view of the top, front and right side of a digital audio disc player for vehicle showing our new design;

FIG. 2 is a front view thereof;

FIG. 3 is a top plan view thereof;

FIG. 4 is a right side view thereof;

FIG. 5 is a left side view thereof; and,

FIG. 6 is a rear view thereof.

1 Claim, 3 Drawing Sheets




FIG. 1




FIG. 2

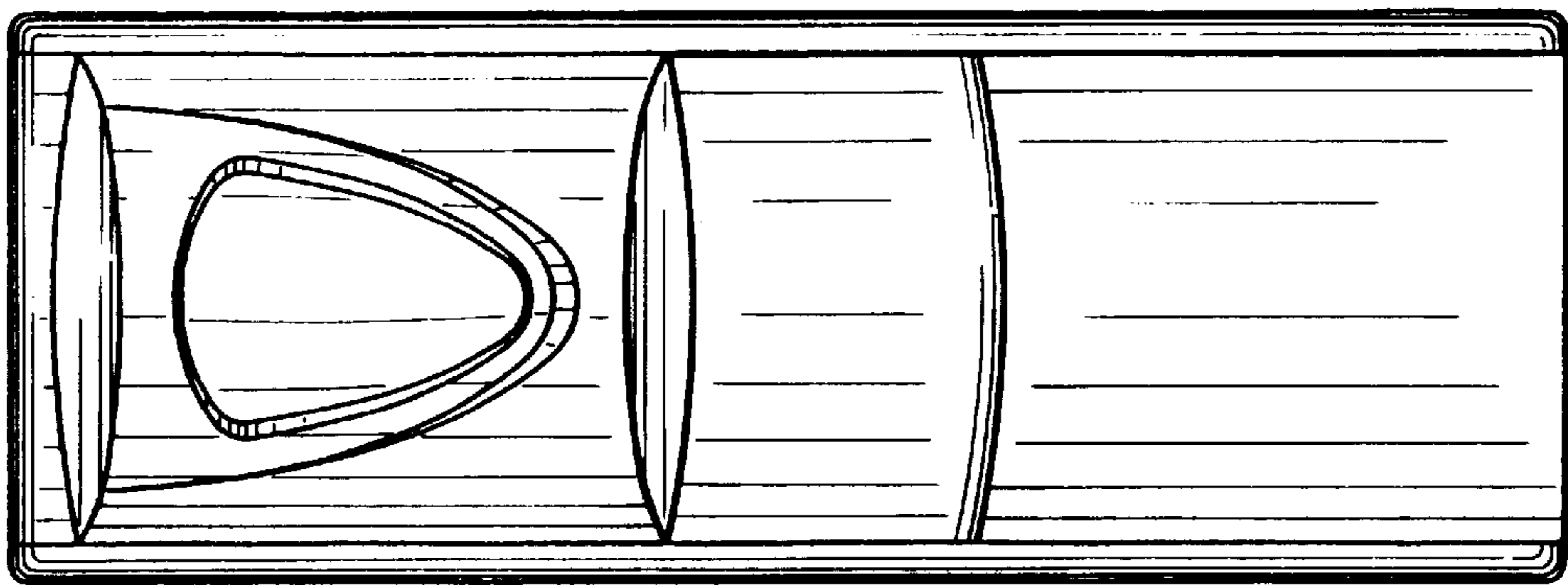


FIG. 3

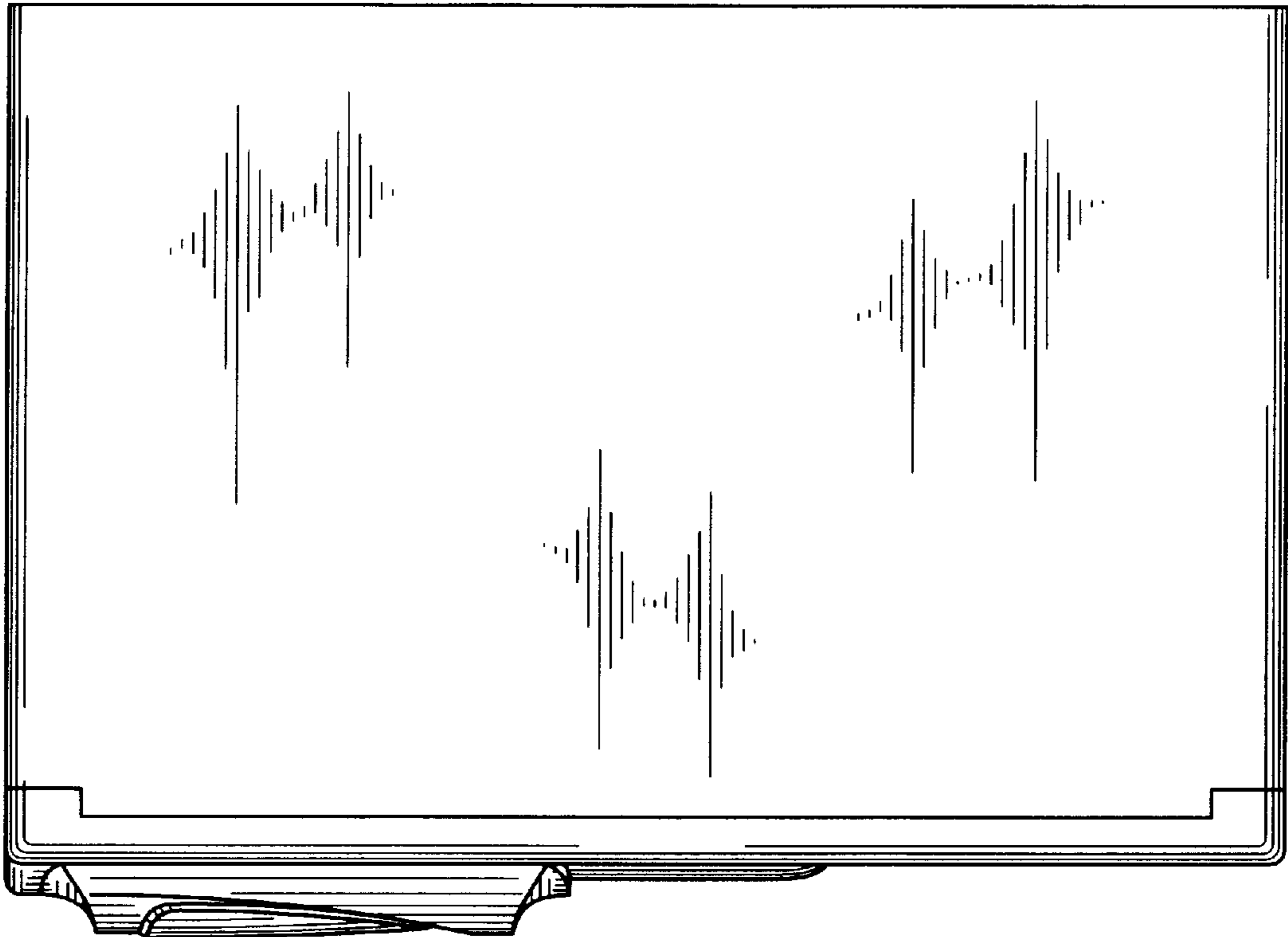


FIG. 4

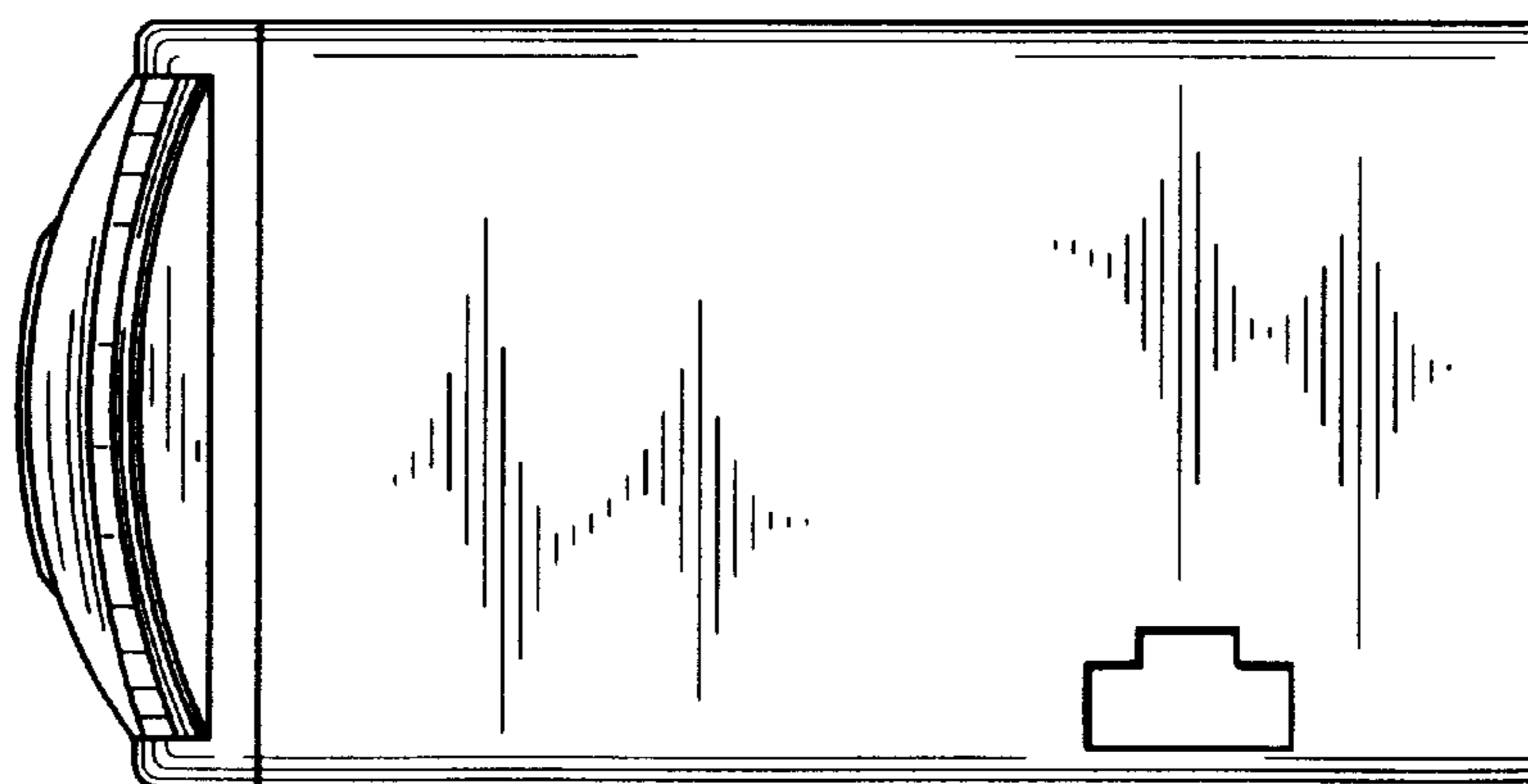


FIG. 5

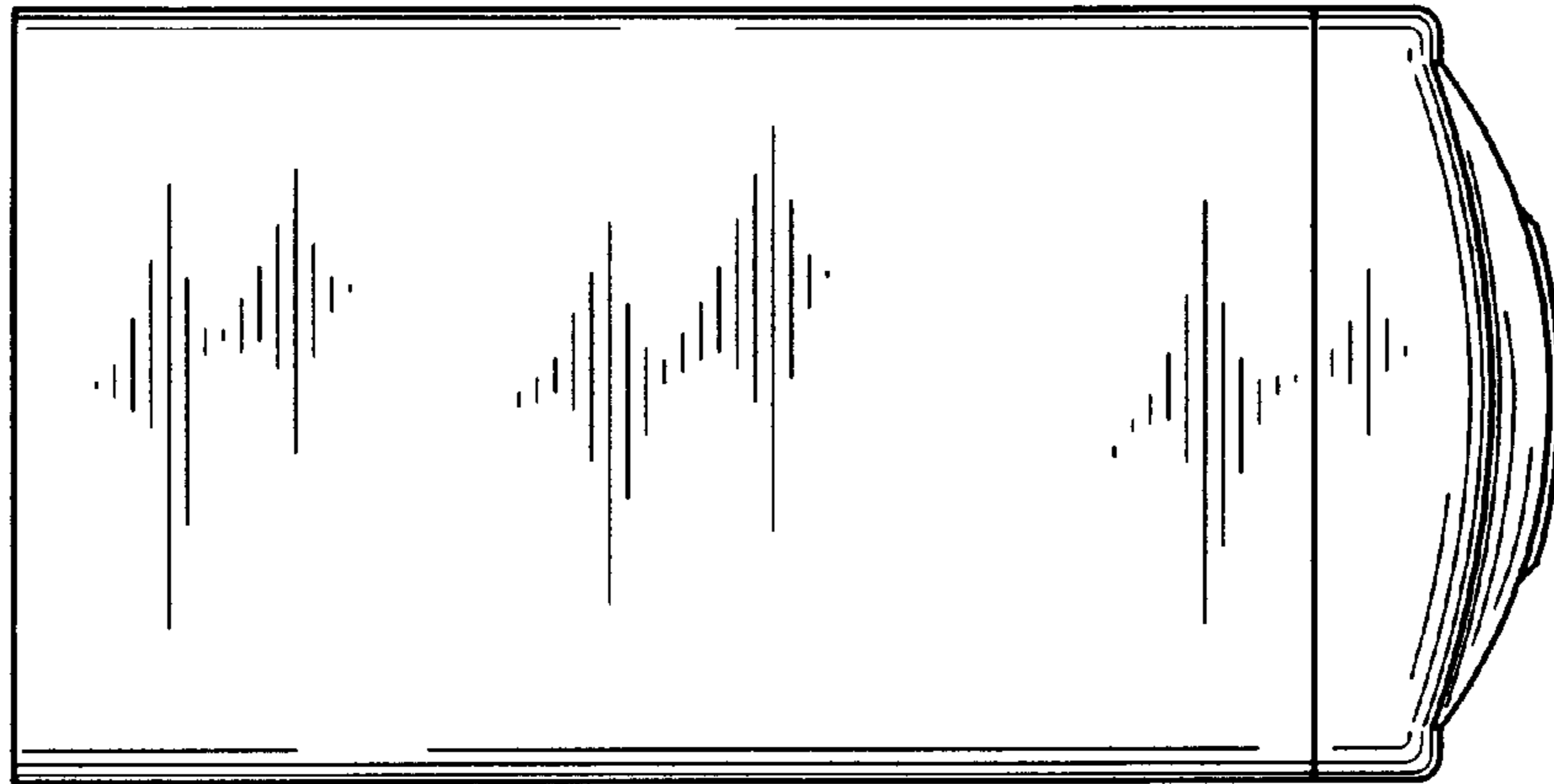


FIG. 6

