



US00D440531S

(12) **United States Design Patent**  
**Nagae**

(10) **Patent No.:** **US D440,531 S**

(45) **Date of Patent:** **\*\* Apr. 17, 2001**

(54) **EXHAUST COOLING PIPE**

(75) Inventor: **Kiyohiko Nagae**, Aichi pref. (JP)

(73) Assignee: **Toyota Jidosha Kabushiki Kaisha** (JP)

(\*\*) Term: **14 Years**

(21) Appl. No.: **29/123,337**

(22) Filed: **May 16, 2000**

(30) **Foreign Application Priority Data**

Nov. 19, 1999 (JP) ..... 11-31918

(51) **LOC (7) Cl.** ..... **12-16**

(52) **U.S. Cl.** ..... **D12/194**

(58) **Field of Search** ..... D12/194, 400,  
D12/114, 110; 29/890, 890.8; 60/317; 181/227-228,  
247, 256-257, 264, 282, 232, 249, 347;  
D9/520; D15/5; 239/127

(56) **References Cited**

**U.S. PATENT DOCUMENTS**

- D. 357,665 \* 4/1995 Creyts ..... D12/194
- D. 392,928 \* 3/1998 Erion et al. .... D12/194
- D. 394,236 \* 5/1998 Verlengiere ..... D12/194

- D. 397,319 \* 8/1998 Hoagland, IV ..... D12/194
- D. 420,316 \* 2/2000 Hanlon et al. .... D12/194

**FOREIGN PATENT DOCUMENTS**

271509 3/1964 (JP) .

\* cited by examiner

*Primary Examiner*—Stacia Cadmus

(74) *Attorney, Agent, or Firm*—Saidman DesignLaw Group

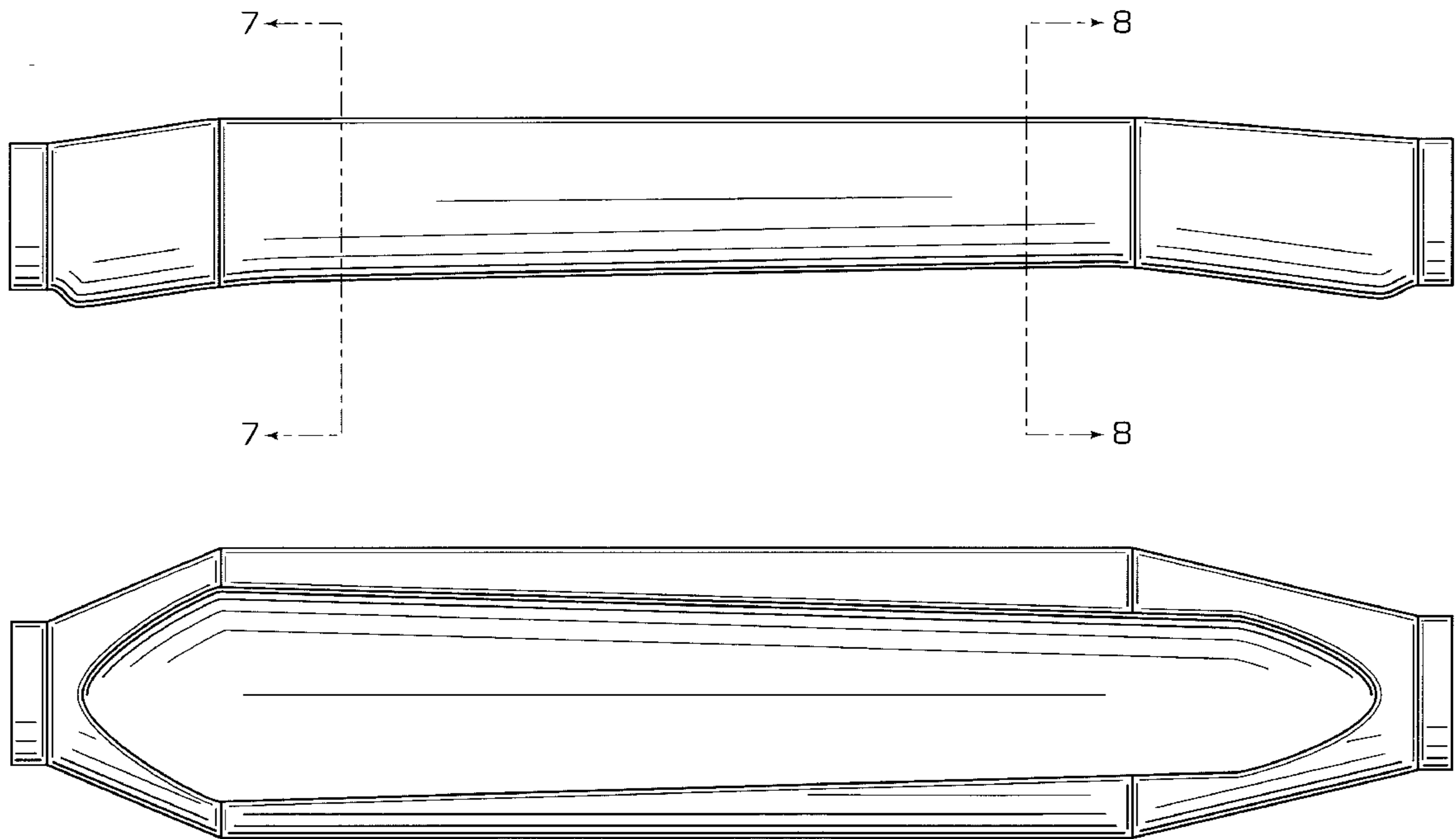
(57) **CLAIM**

The ornamental design for an exhaust cooling pipe, as shown and described.

**DESCRIPTION**

FIG. 1 is a front view of an exhaust cooling pipe showing my new design;  
 FIG. 2 is a top view thereof;  
 FIG. 3 is a bottom view thereof;  
 FIG. 4 is a left side view thereof;  
 FIG. 5 is a right side view thereof;  
 FIG. 6 is a cross sectional view taken along line 6—6;  
 FIG. 7 is a cross sectional view taken along line 7—7; and,  
 FIG. 8 is a cross sectional view taken along line 8—8.

**1 Claim, 3 Drawing Sheets**




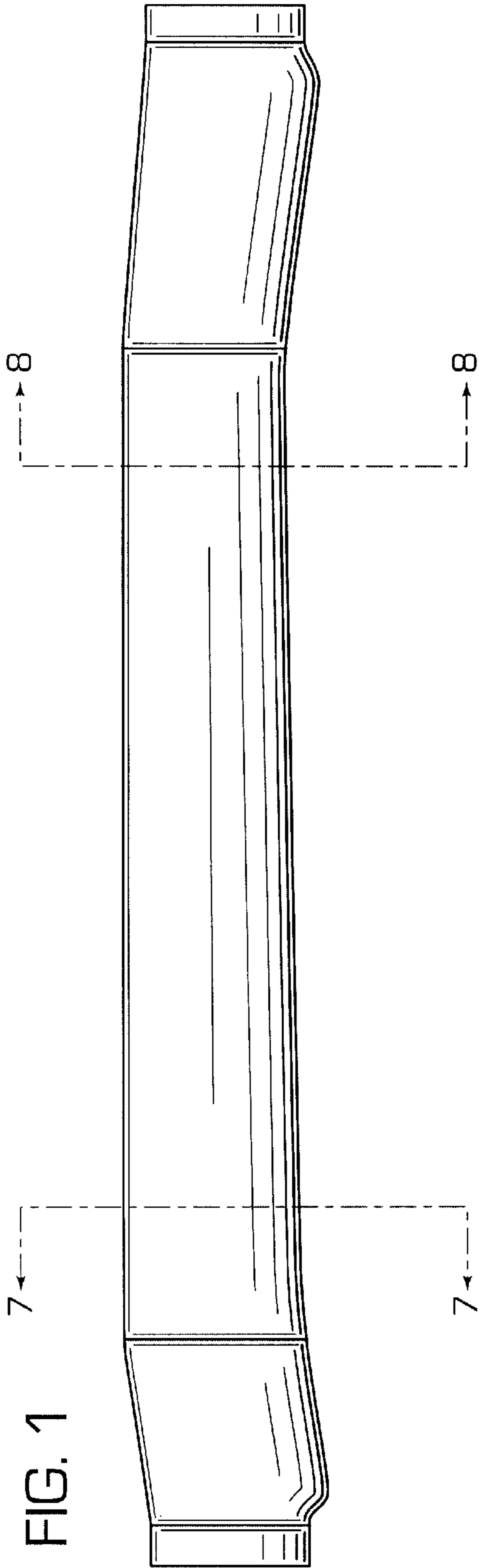


FIG. 3




FIG. 5

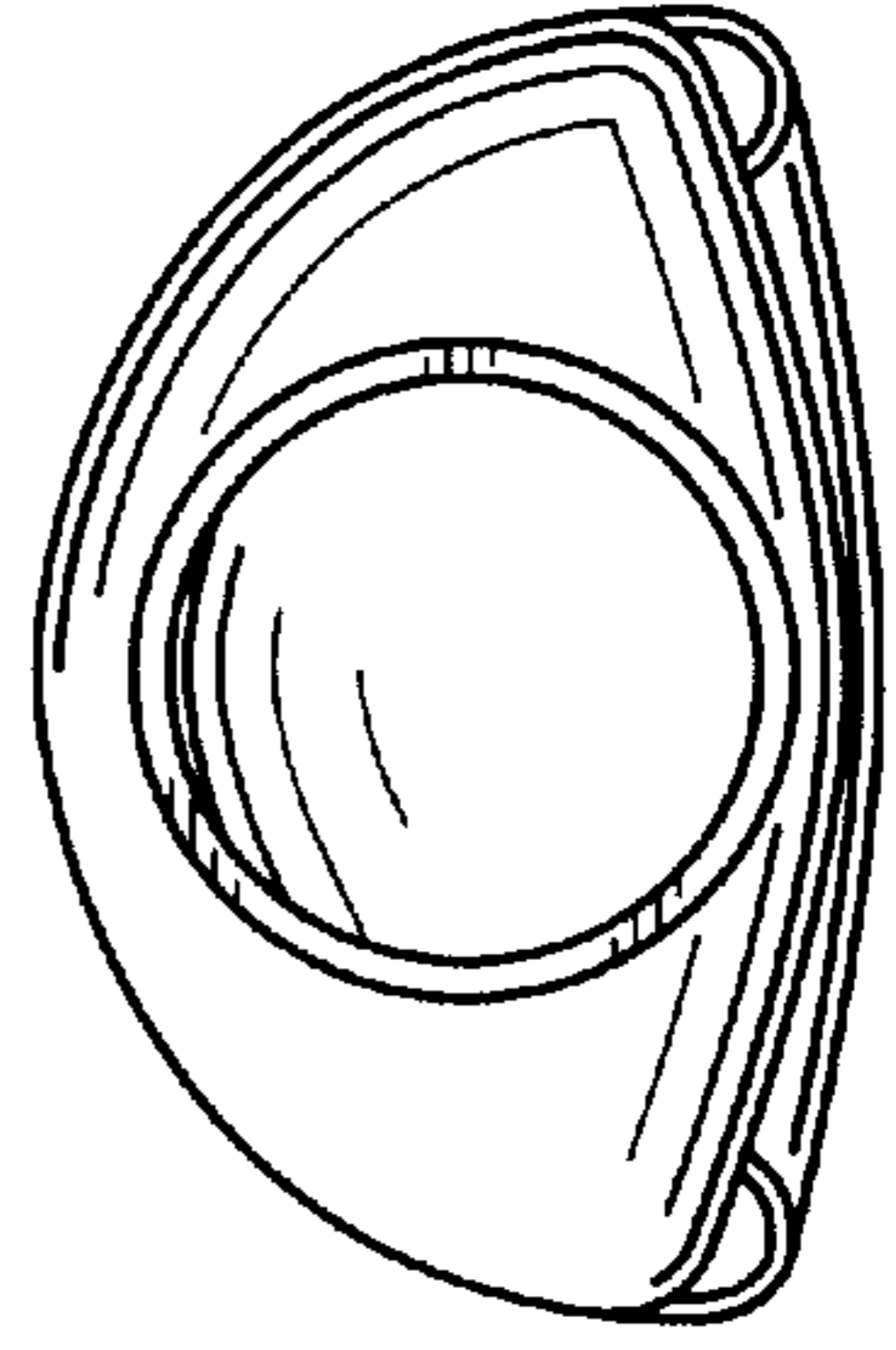


FIG. 4

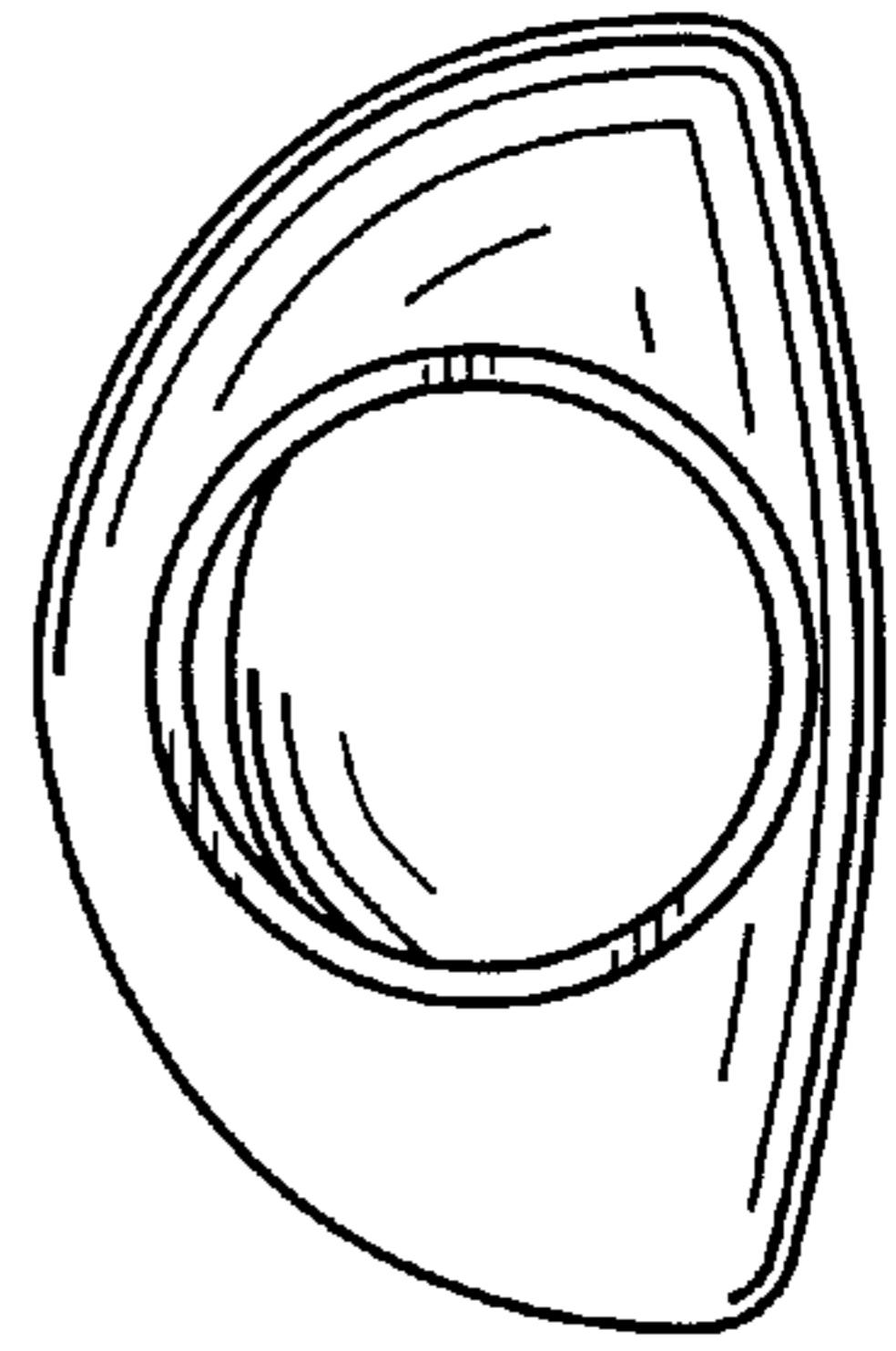


FIG. 6

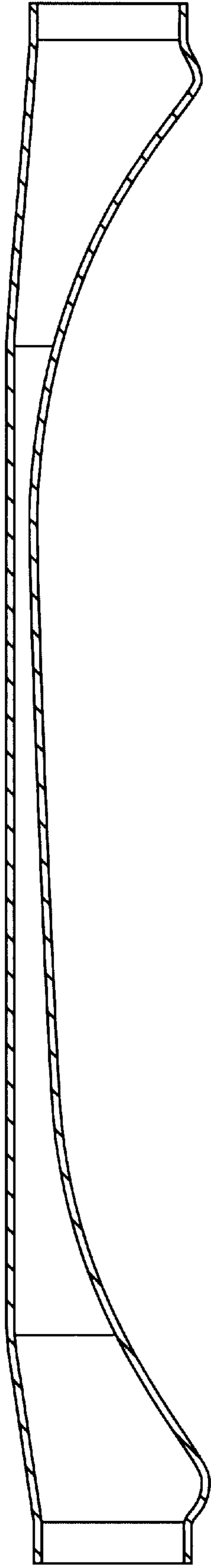


FIG. 7

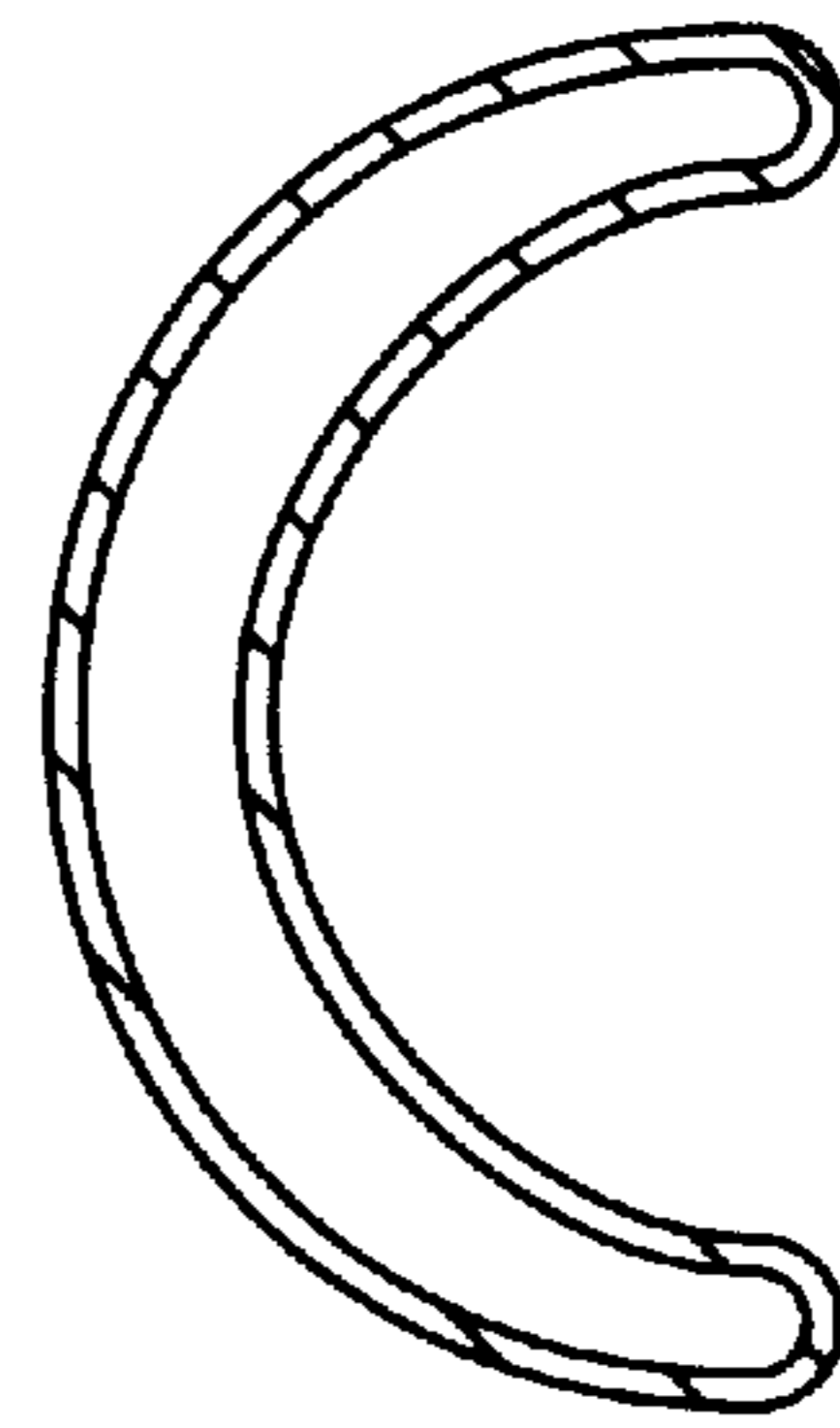
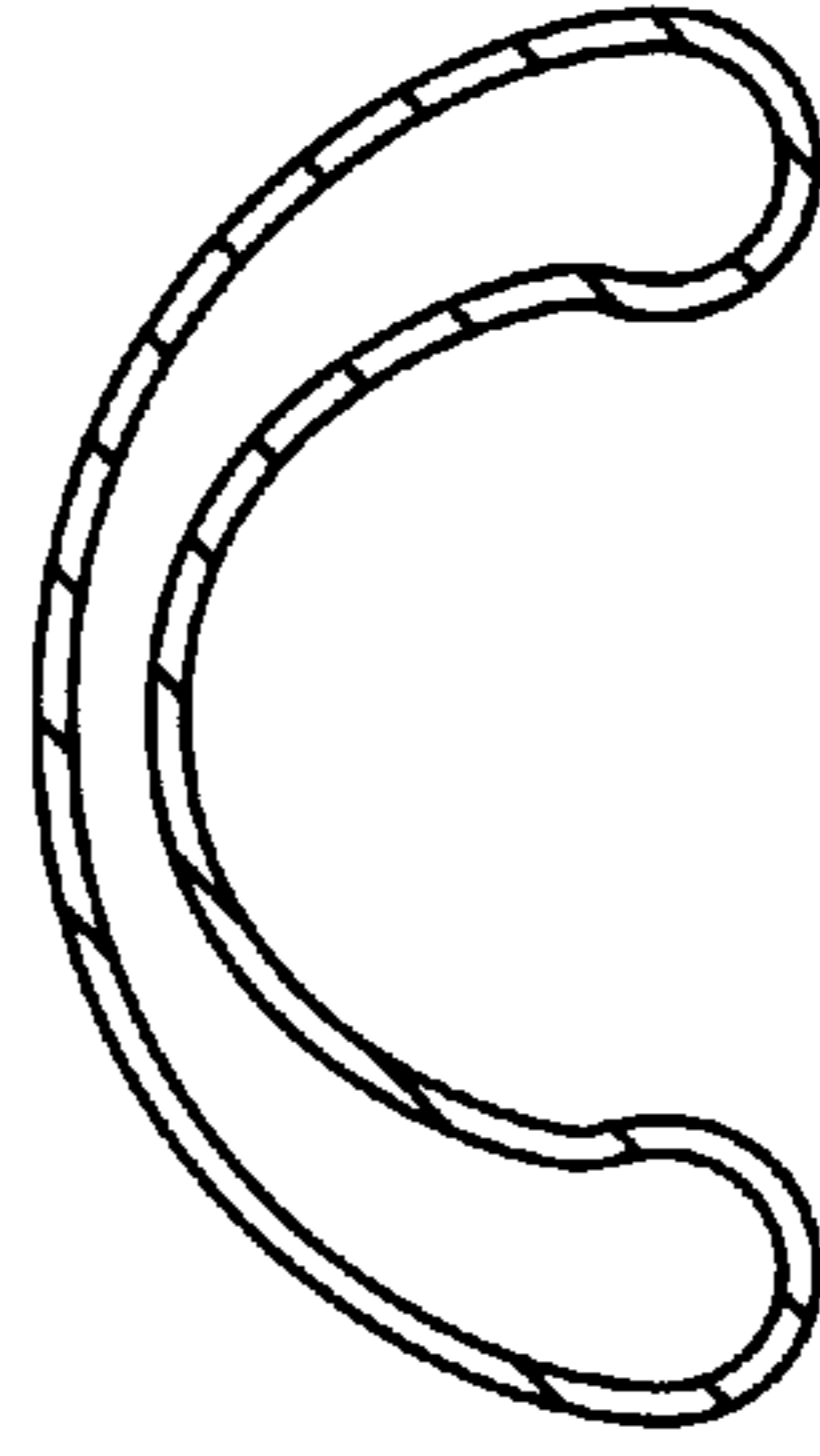


FIG. 8



UNITED STATES PATENT AND TRADEMARK OFFICE  
**CERTIFICATE OF CORRECTION**

PATENT NO. : Des. 440,531B1  
DATED : April 17, 2001  
INVENTOR(S) : Kiyohiko Nagae

Page 1 of 1

It is certified that error appears in the above-identified patent and that said Letters Patent is hereby corrected as shown below:

Add in line [73]: Sango Co., Ltd., Miyoshi (JP).

Signed and Sealed this

Twenty-first Day of August, 2001

*Attest:*

*Nicholas P. Godici*

*Attesting Officer*

NICHOLAS P. GODICI  
*Acting Director of the United States Patent and Trademark Office*