



US00D440525S

(12) **United States Design Patent**
Robinson

(10) **Patent No.: US D440,525 S**

(45) **Date of Patent: ** Apr. 17, 2001**

- (54) **MOUNTED MECHANICAL FISH**
- (75) Inventor: **Glenn Robinson**, Monmouth Junction, NJ (US)
- (73) Assignee: **Think Tek, Inc.**, Parsippany, NJ (US)
- (**) Term: **14 Years**
- (21) Appl. No.: **29/127,362**
- (22) Filed: **Aug. 2, 2000**
- (51) **LOC (7) Cl.** **11-02**
- (52) **U.S. Cl.** **D11/134; D11/158**
- (58) **Field of Search** D11/125, 131-134, D11/157, 158; D21/599, 628; 40/800, 411, 414, 416, 421, 422, 425, 426

4,775,351	10/1988	Provenzano, Jr.	446/368
5,176,560	1/1993	Wetherell et al.	446/175
5,911,617	6/1999	Chou	446/353
5,941,756	8/1999	Chou	446/330
6,017,261	1/2000	Wachtel	446/301

FOREIGN PATENT DOCUMENTS

701722	2/1999	(AU)	A47G/33/06
1315695	5/1973	(GB)	A01K/85/06

OTHER PUBLICATIONS

U.S. Copyright No. VA 983-291 for "Fish" (Jan. 21, 2000).
 U.S. Copyright No. VAU 453-898 for "Singing Rainbow Trout" (Mar. 24, 2000).
 Gemmy Industries Corp., Big Mouth Billy Bass, 1998.
 Gemmy Industries Corp., Cool Catfish, 2000.
 Gemmy Industries Corp., Travis The Singing Trout, 2000.

* cited by examiner

Primary Examiner—Dominic Simone

(74) *Attorney, Agent, or Firm*—Cooper & Dunham LLP

(56) **References Cited**

U.S. PATENT DOCUMENTS

D. 109,124	*	4/1938	Buralli	D11/134
D. 170,515	*	9/1953	White	D11/134
D. 173,203	*	10/1954	Hughes	D11/158
D. 182,054	*	2/1958	McKeeror	D11/134
D. 208,636	*	9/1967	Strauss	D21/628
D. 213,013	*	12/1968	Klingberg	D11/158
D. 268,654	*	4/1983	Allgood	D11/134
D. 337,076		7/1993	Perry	D11/158
D. 387,002	*	12/1997	Wachtel	D11/157 X
D. 404,683	*	1/1999	Kostic	D11/158
D. 406,076	*	2/1999	Flaherty et al.	D11/125
D. 424,473	*	5/2000	Boen	D11/158
2,194,537		3/1940	Adams	46/152
3,119,201		1/1964	Brown et al.	46/245
3,548,528	*	12/1970	Belokin	40/800
4,236,711		12/1980	Klingbeil	272/8 R
4,582,317		4/1986	Provenzano, Jr.	272/8 N


(57) **CLAIM**

The ornamental design for a mounted mechanical fish, as shown and described.

DESCRIPTION

FIG. 1 is a front view of a mounted mechanical fish showing our new design;
 FIG. 2 is a top view thereof;
 FIG. 3 is a bottom view thereof;
 FIG. 4 is a right hand side view thereof; and,
 FIG. 5 is a left hand side view thereof.

1 Claim, 3 Drawing Sheets






FIGURE 1




FIGURE 2




FIGURE 3




FIGURE 4




FIGURE 5