



US00D440523S

(12) **United States Design Patent**
Kurylo

(10) **Patent No.:** **US D440,523 S**

(45) **Date of Patent:** **** Apr. 17, 2001**

(54) **JEWELRY LINK ELEMENT**

(75) **Inventor:** **Volodymyr Kurylo, Astoria, NY (US)**

(73) **Assignee:** **Design Resource, Ltd., New York, NY (US)**

(**) **Term:** **14 Years**

(21) **Appl. No.:** **29/123,339**

(22) **Filed:** **May 16, 2000**

(51) **LOC (7) Cl.** **11-01**

(52) **U.S. Cl.** **D11/93**

(58) **Field of Search** D11/1-23, 25,
D11/93-94; 59/78, 80, 82, 83, 84; 63/1.11,
3, 4, 5.1, 38, 39; D10/32

(56) **References Cited**

U.S. PATENT DOCUMENTS

- D. 170,992 * 12/1953 Katz D11/16
- D. 408,753 * 4/1999 Bergagnini D11/3
- D. 415,710 * 10/1999 Toribio D11/6

4,400,932 * 8/1983 Epstein 59/82

* cited by examiner

Primary Examiner—Ralf Seifert

(74) *Attorney, Agent, or Firm*—Gottlieb, Rackman & Reisman, P.C.

(57) **CLAIM**

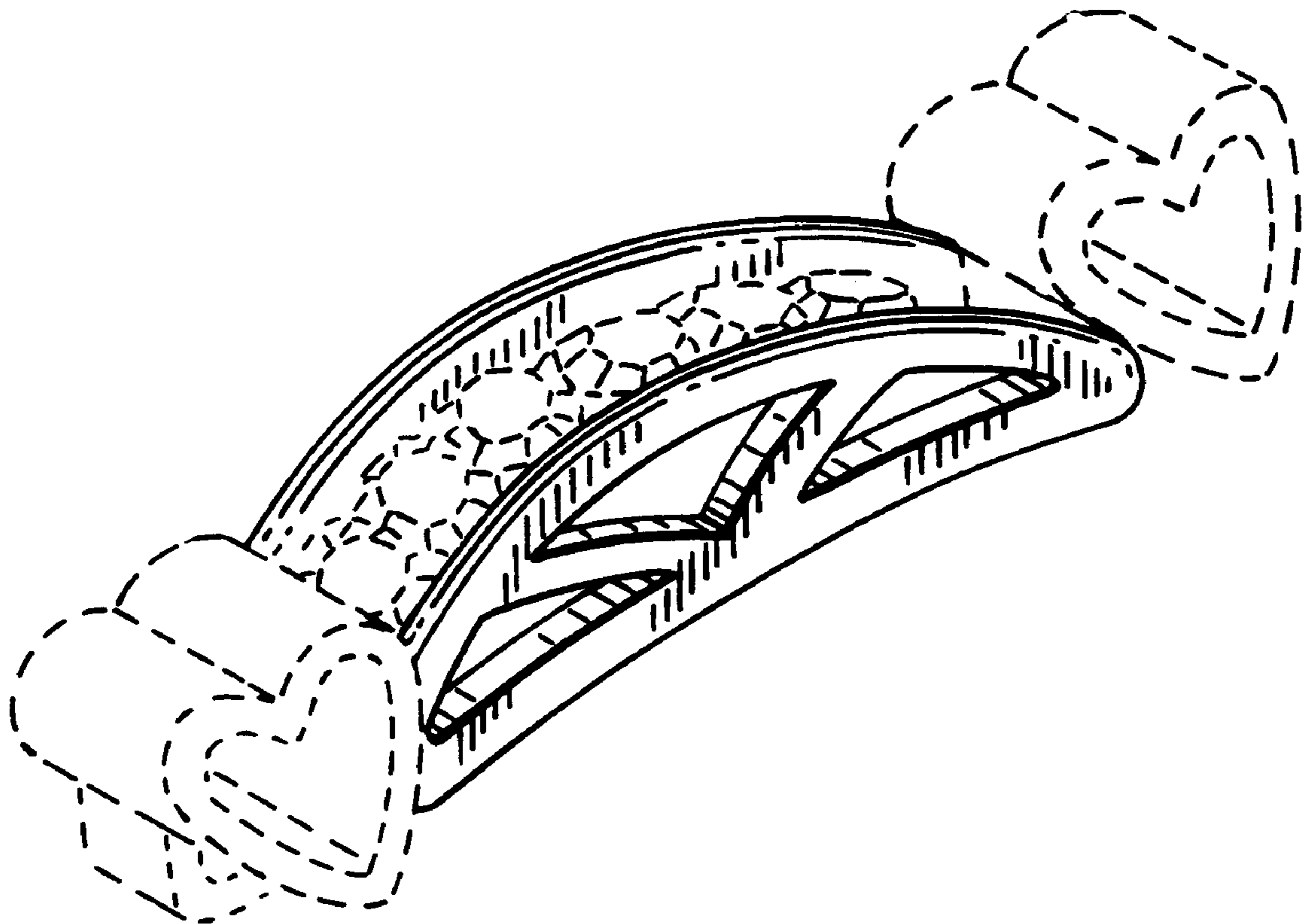
The ornamental design for a jewelry link element, as shown and described.

DESCRIPTION

FIG. 1 is a top, side and end perspective view of the design of a jewelry link element with a portion shown in dotted lines for environmental purposes only;
 FIG. 2 is a top plan view thereof;
 FIG. 3 is an opposite side view thereof;
 FIG. 4 is a bottom plan view thereof;
 FIG. 5 is a bottom plan view thereof; and,
 FIG. 6 is a side view of multiple links of the first embodiment thereof.

It being understood that the broken lines are for illustrative purposes only.

1 Claim, 2 Drawing Sheets



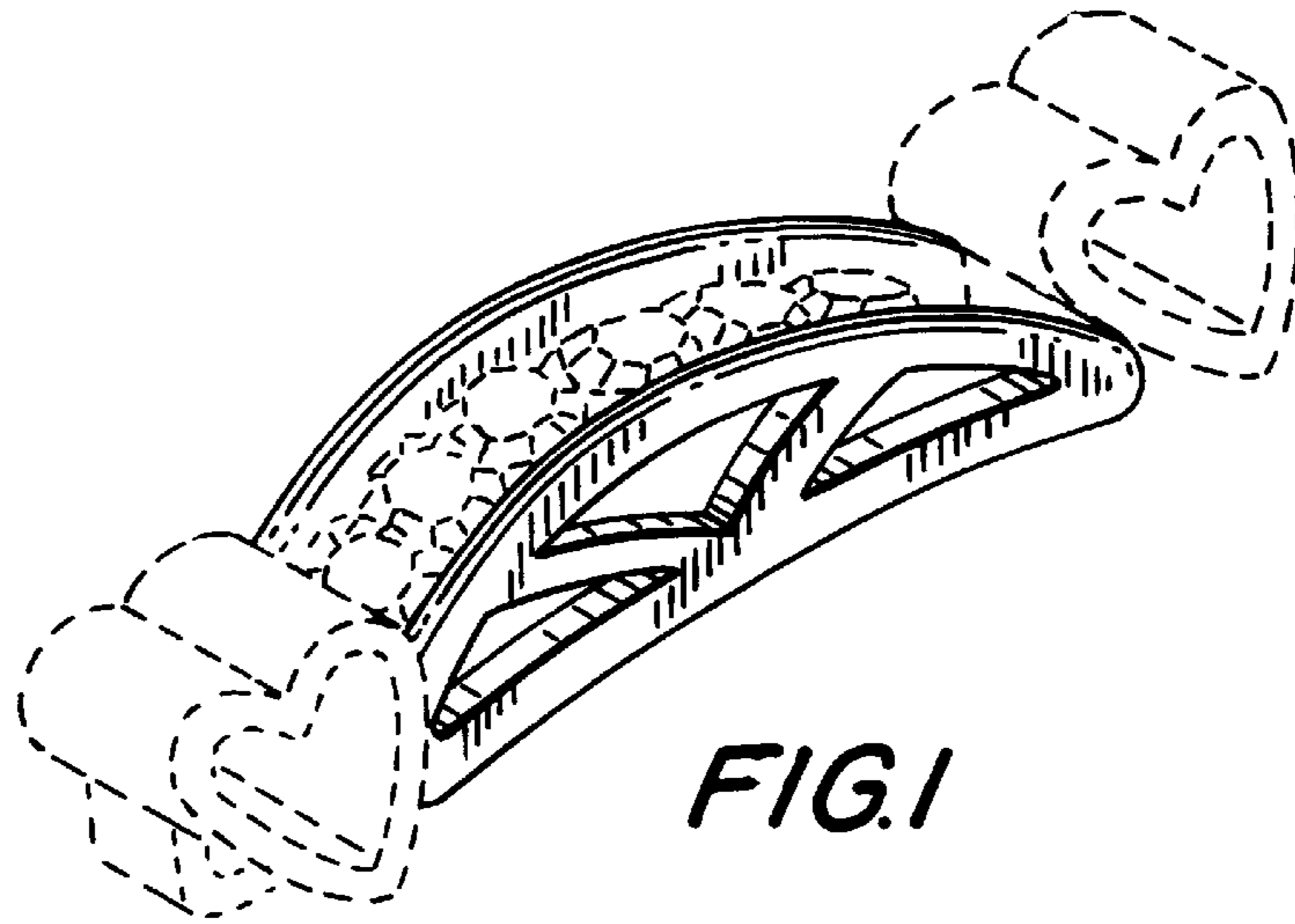


FIG. 1




FIG. 2

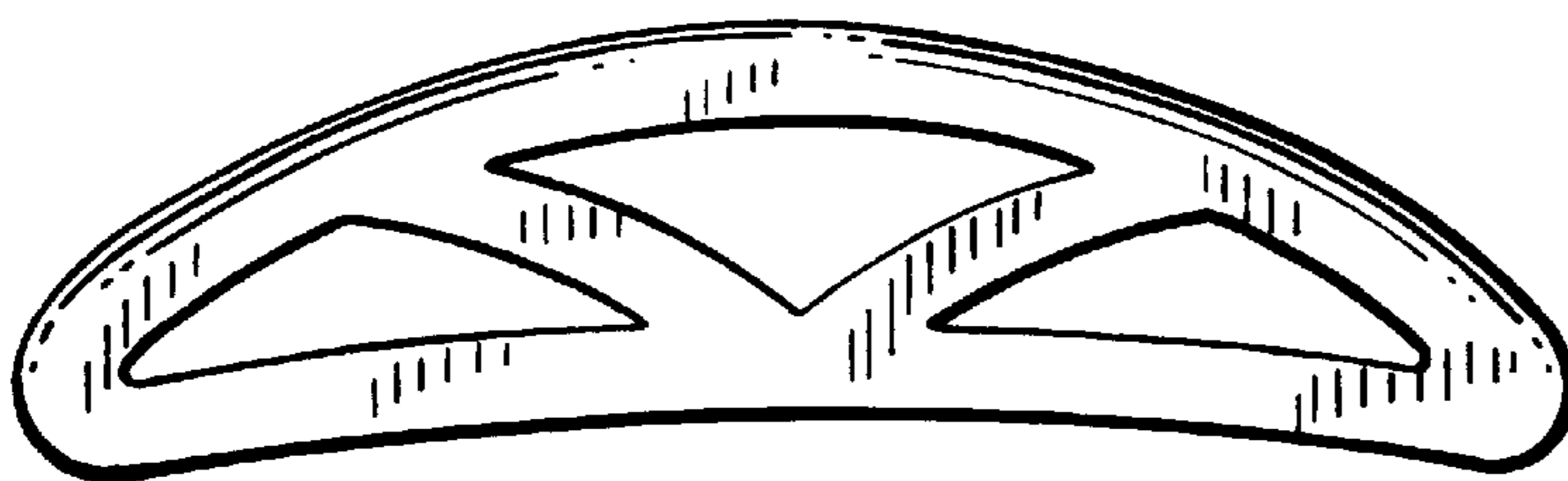


FIG. 3

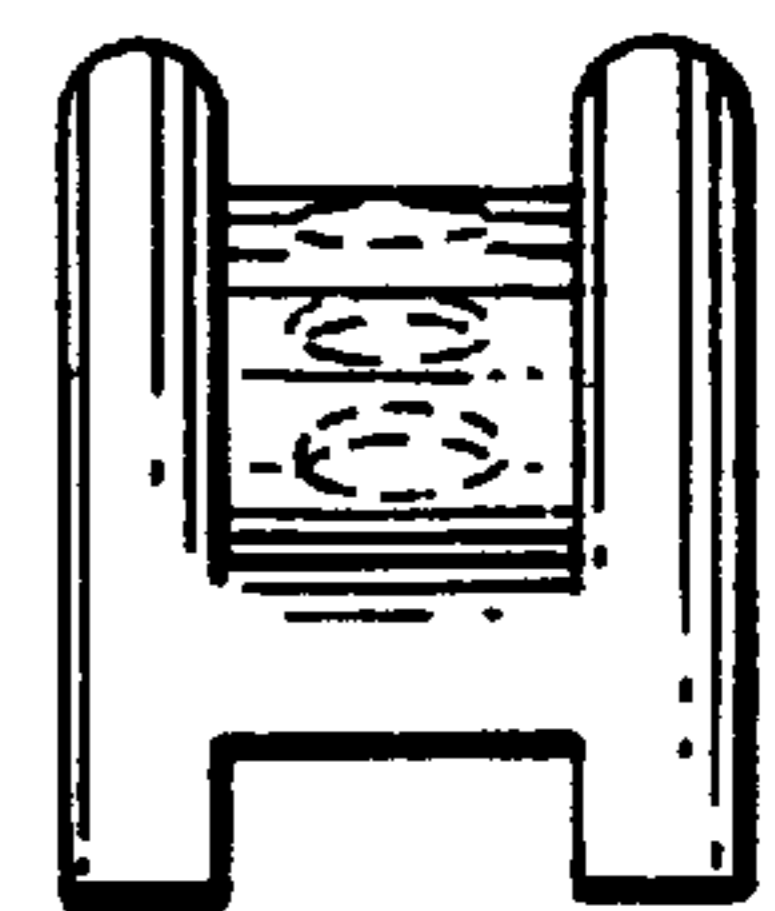


FIG. 4

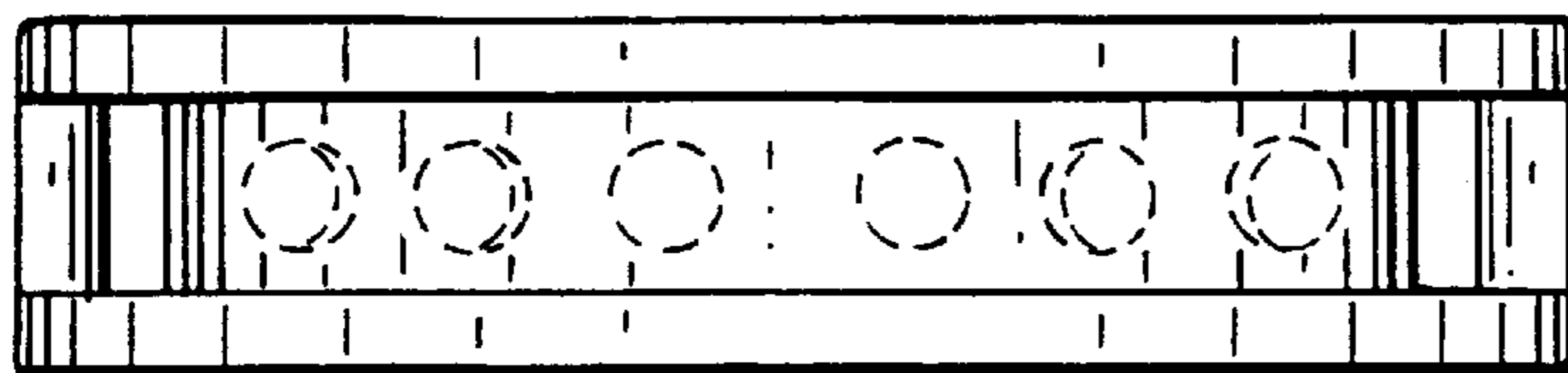


FIG. 5

FIG. 6

