



US00D440522S

(12) **United States Design Patent**
Swarovski

(10) **Patent No.:** **US D440,522 S**

(45) **Date of Patent:** **** Apr. 17, 2001**

(54) **ORNAMENTAL ARTICLE OF GLASS,
NATURAL GEM STONE OR ARTIFICIAL
GEM STONE**

D. 407,036 * 3/1999 Reisigl D11/90
D. 409,944 * 5/1999 Reisigl D11/90
5,657,647 * 8/1997 Freiesleben 63/32

(75) Inventor: **Helmut Swarovski, Fritzens (AT)**

* cited by examiner

(73) Assignee: **D. Swarovski & Co., Wattens (AT)**

Primary Examiner—Ralf Seifert

(**) Term: **14 Years**

(74) *Attorney, Agent, or Firm*—Wenderoth, Lind & Ponack.
L.L.P.

(21) Appl. No.: **29/115,210**

(57) **CLAIM**

(22) Filed: **Dec. 10, 1999**

The ornamental design for an ornamental article of glass,
natural gem stone or artificial gem stone, as shown and
described.

(30) **Foreign Application Priority Data**

DESCRIPTION

Jun. 11, 1999 (AT) 2143/99

(51) **LOC (7) Cl.** **11-01**

(52) **U.S. Cl.** **D11/90**

(58) **Field of Search** D11/1-6, 26-29,
D11/35-40, 86-92, 121, 131-133; 63/1.1,
26, 32, 15-15.4

FIG. 1 is a top view of an ornamental article of glass, natural
gem stone or artificial gem stone in accordance with my new
design;

FIG. 2 is a side view thereof, as viewed from the left side of
FIG. 1, the opposite side view being a mirror image;

FIG. 3 is a bottom view thereof; and,

FIG. 4 is a perspective view thereof.

(56) **References Cited**

U.S. PATENT DOCUMENTS

D. 267,569 * 1/1983 Polite D21/373

1 Claim, 1 Drawing Sheet

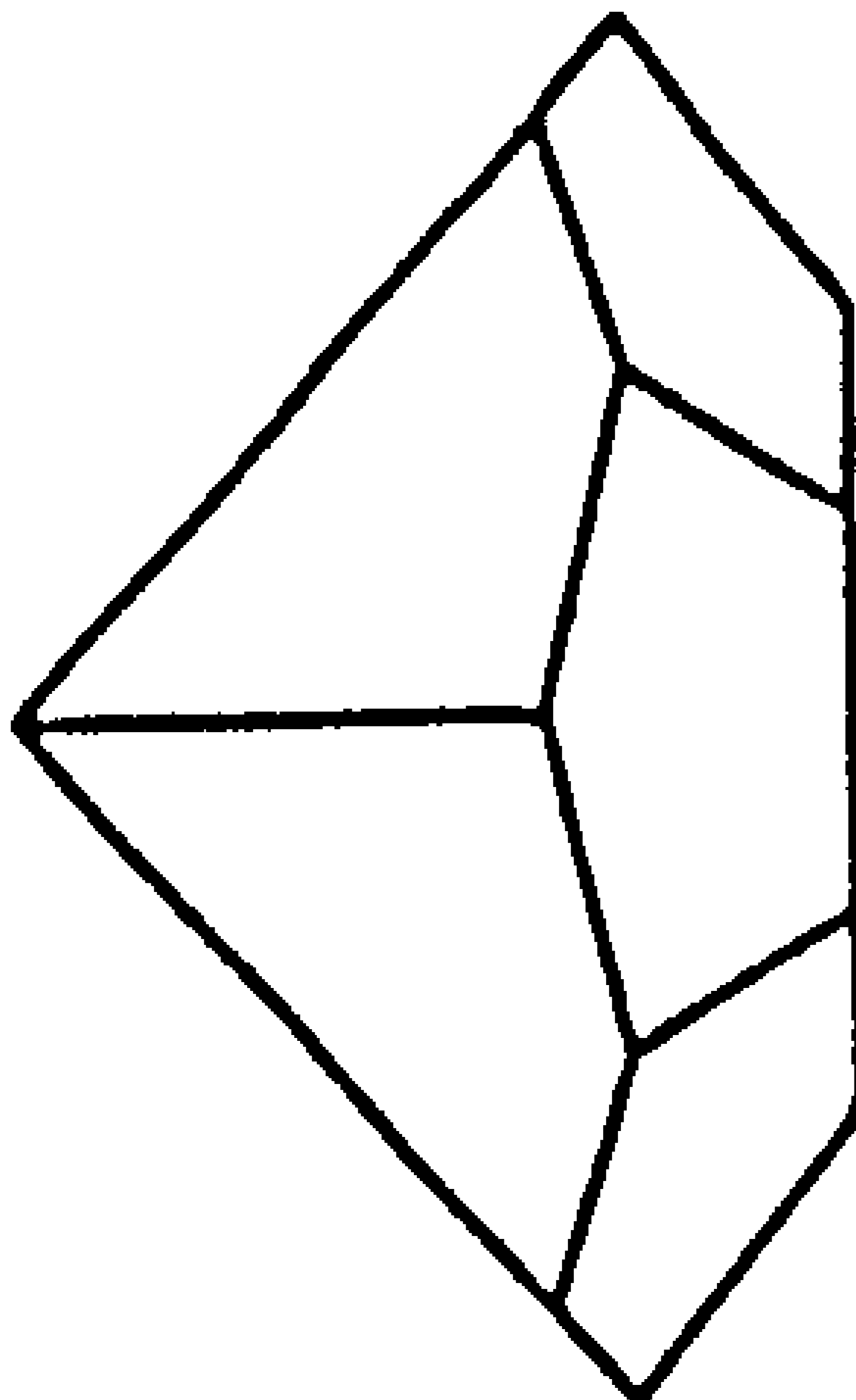


FIG. 1

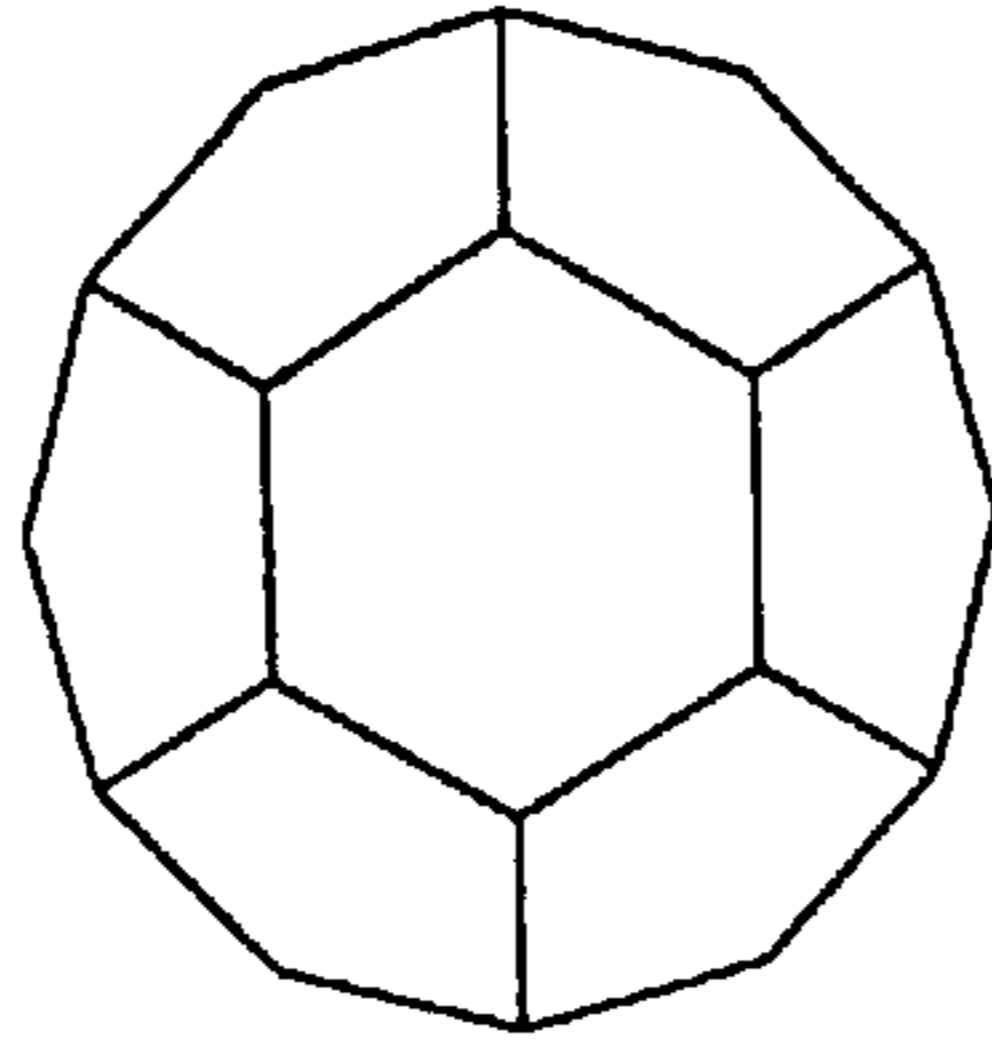


FIG. 2

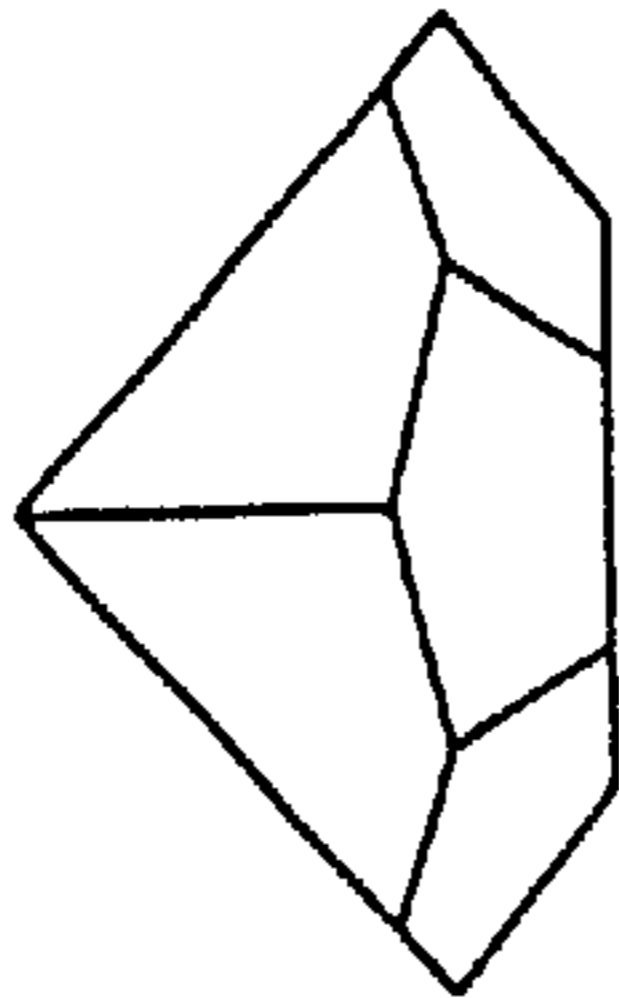


FIG. 3

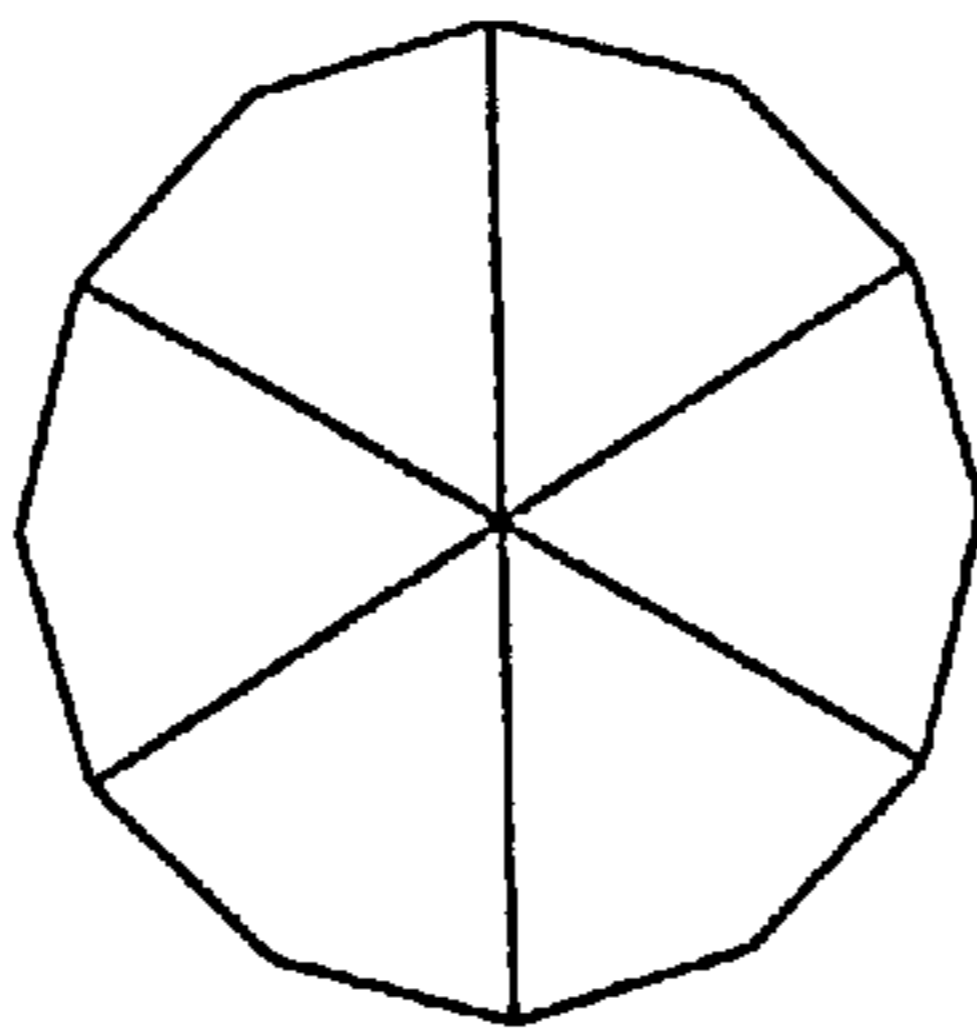


FIG. 4

