



US00D440520S

(12) **United States Design Patent**
Dunay

(10) **Patent No.:** **US D440,520 S**

(45) **Date of Patent:** **** Apr. 17, 2001**

(54) **JEWELRY PENDENT**

(75) **Inventor:** **Henry Dunay**, New York, NY (US)

(73) **Assignee:** **Henry Dunay Designs, Inc.**, New York, NY (US)

(**) **Term:** **14 Years**

(21) **Appl. No.:** **29/101,079**

(22) **Filed:** **Feb. 25, 1999**

(51) **LOC (7) Cl.** **11-01**

(52) **U.S. Cl.** **D11/79**

(58) **Field of Search** D11/1, 2, 7, 40-45,
D11/79-82, 95-116, 48-50, 85; 63/1.1,
2, 18-20

(56) **References Cited**

U.S. PATENT DOCUMENTS

- D. 049,722 10/1916 Canegiser .
- D. 73,361 * 8/1927 Kisliger D11/79
- D. 108,023 1/1938 Steuer .
- D. 160,974 * 11/1950 Schraysshuen D11/79
- D. 173,497 * 11/1954 Katz D11/7
- D. 249,135 * 8/1978 Barr D11/81
- D. 268,097 3/1983 Thompson .
- D. 286,984 12/1986 Durand .
- D. 329,383 9/1992 Boucheron .

- D. 335,086 4/1993 Wacker .
- D. 345,919 4/1994 Chevassus .
- D. 349,057 7/1994 Farce .
- D. 383,972 9/1997 Weiss .

* cited by examiner

Primary Examiner—Ralf Seifert

(74) *Attorney, Agent, or Firm*—Akin, Gump, Strauss, Hauer & Feld, L.L.P.

(57) **CLAIM**

The ornamental design for a jewelry pendent, as shown and described.

DESCRIPTION

FIG. 1 is a perspective view of jewelry pendent in accordance with my new design;
 FIG. 2 is a top plan view thereof;
 FIG. 3 is a front elevational view thereof;
 FIG. 4 is a left elevational view thereof;
 FIG. 5 is a rear elevational view thereof;
 FIG. 6 is a right elevational view thereof; and,
 FIG. 7 is a bottom plan view thereof.

The broken line showing in FIG. 1 is illustrative of environmental structure only and forms no part of the claimed design.

1 Claim, 2 Drawing Sheets

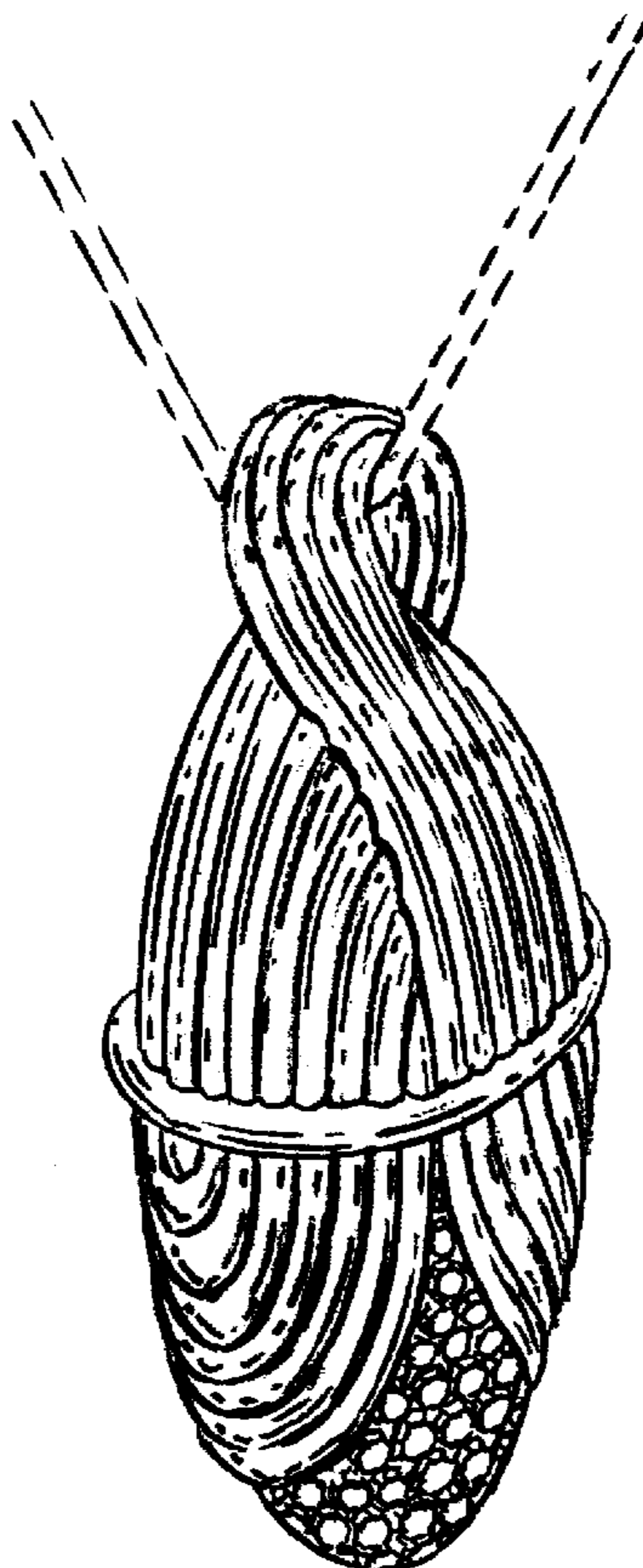


FIG. 1

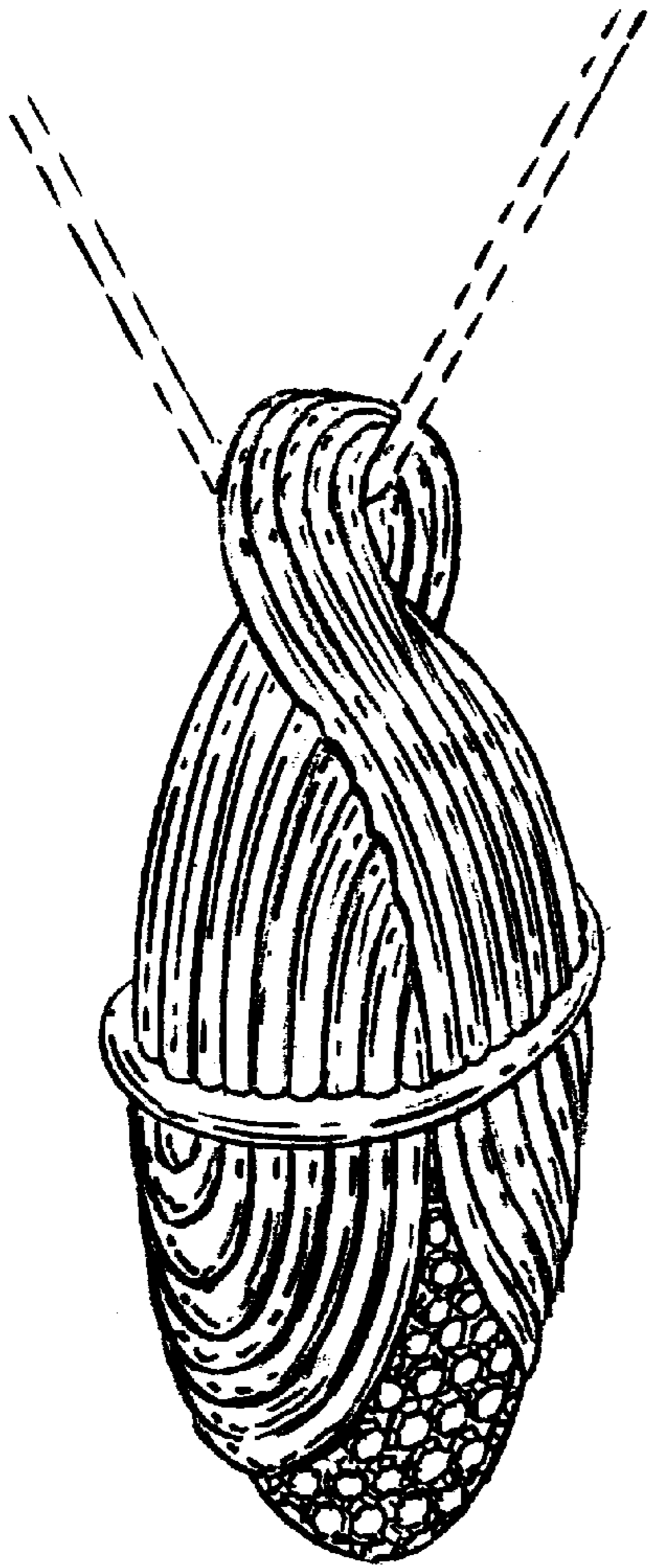


FIG. 2

FIG. 3

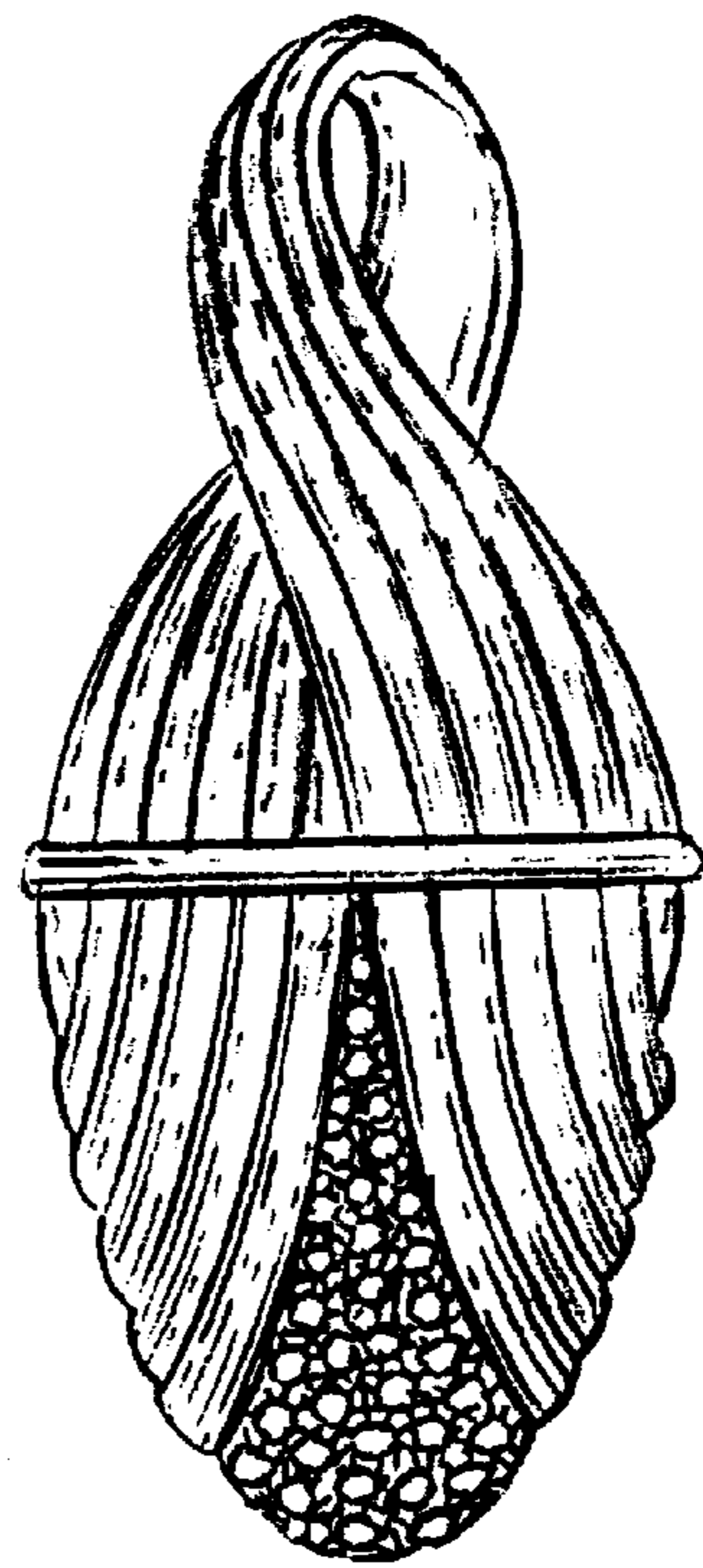


FIG. 4




FIG. 5

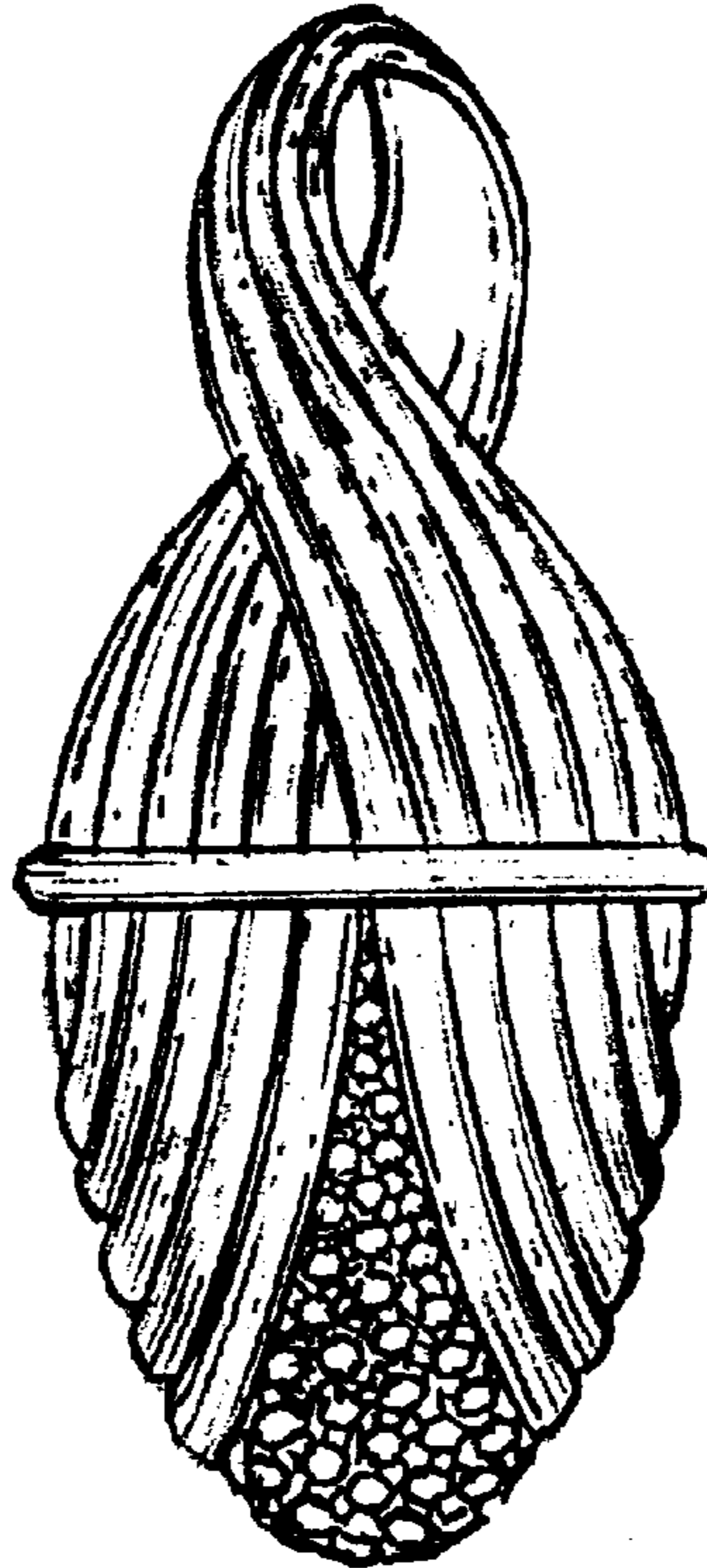


FIG. 6

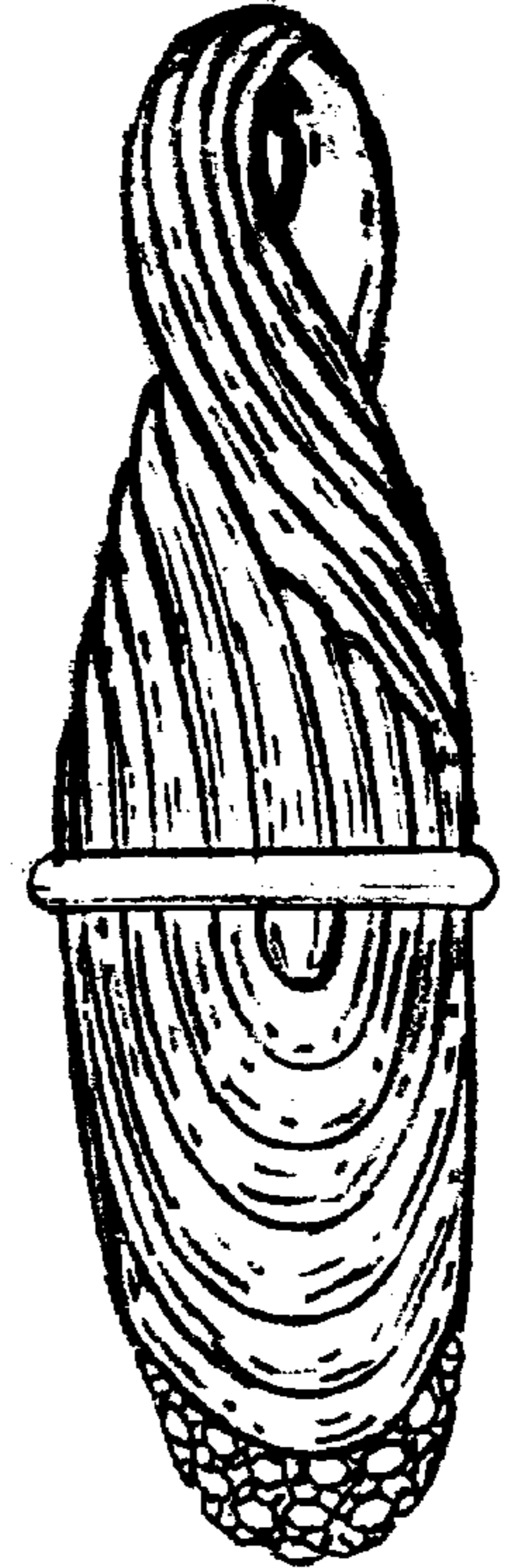


FIG. 7

