



US00D440517S

(12) **United States Design Patent**
Parks

(10) **Patent No.:** **US D440,517 S**

(45) **Date of Patent:** **** Apr. 17, 2001**

(54) **RING**

(76) **Inventor:** **Sherry L. Parks, 3556 White Oak Rd.,
Fordland, MO (US) 65652**

(**) **Term:** **14 Years**

(21) **Appl. No.:** **29/121,845**

(22) **Filed:** **Apr. 14, 2000**

(51) **LOC (7) Cl.** **11-01**

(52) **U.S. Cl.** **D11/26**

(58) **Field of Search** D11/26-39, 91-92,
D11/95-96, 57-58; 63/15, 15.1-15.9, 26-28,
35, 3

(56) **References Cited**

U.S. PATENT DOCUMENTS

D. 51,666	*	1/1918	Waker	D11/26
D. 51,668	*	1/1918	Walker	D11/26
D. 52,326	*	8/1918	Krauss	D11/35
D. 67,147	*	4/1925	Keith	D11/30
D. 84,628	*	7/1931	Dinger	D11/30
D. 104,349	*	5/1937	Heberger	D11/26
D. 104,640	*	5/1937	Ribera	D11/26
D. 120,010	*	4/1940	Itton	D11/26
D. 127,188	*	5/1941	Elkonin	D11/26
D. 131,056	*	1/1942	Calvin	D11/26
D. 136,621	*	11/1943	Elkonin	D11/35
D. 167,827		9/1952	Doherty		
D. 206,815	*	1/1967	Fairfield	D11/26
D. 223,545	*	5/1972	Rash	D11/30

D. 234,029		12/1974	Leo	.	
D. 237,531		11/1975	Poulin	.	
D. 260,087	*	8/1981	Solon	D11/35
D. 318,249	*	7/1991	Pond et al.	D11/31
D. 329,402		9/1992	Zears	.	
D. 383,084	*	9/1997	Elkins et al.	D11/30
D. 398,255	*	9/1998	Chang	D11/26
D. 430,502	*	9/2000	Jucker	D11/26

FOREIGN PATENT DOCUMENTS

660186 7/1929 (FR) .

* cited by examiner

Primary Examiner—Cathy Anne MacCormac
(74) *Attorney, Agent, or Firm*—Richard C. Litman

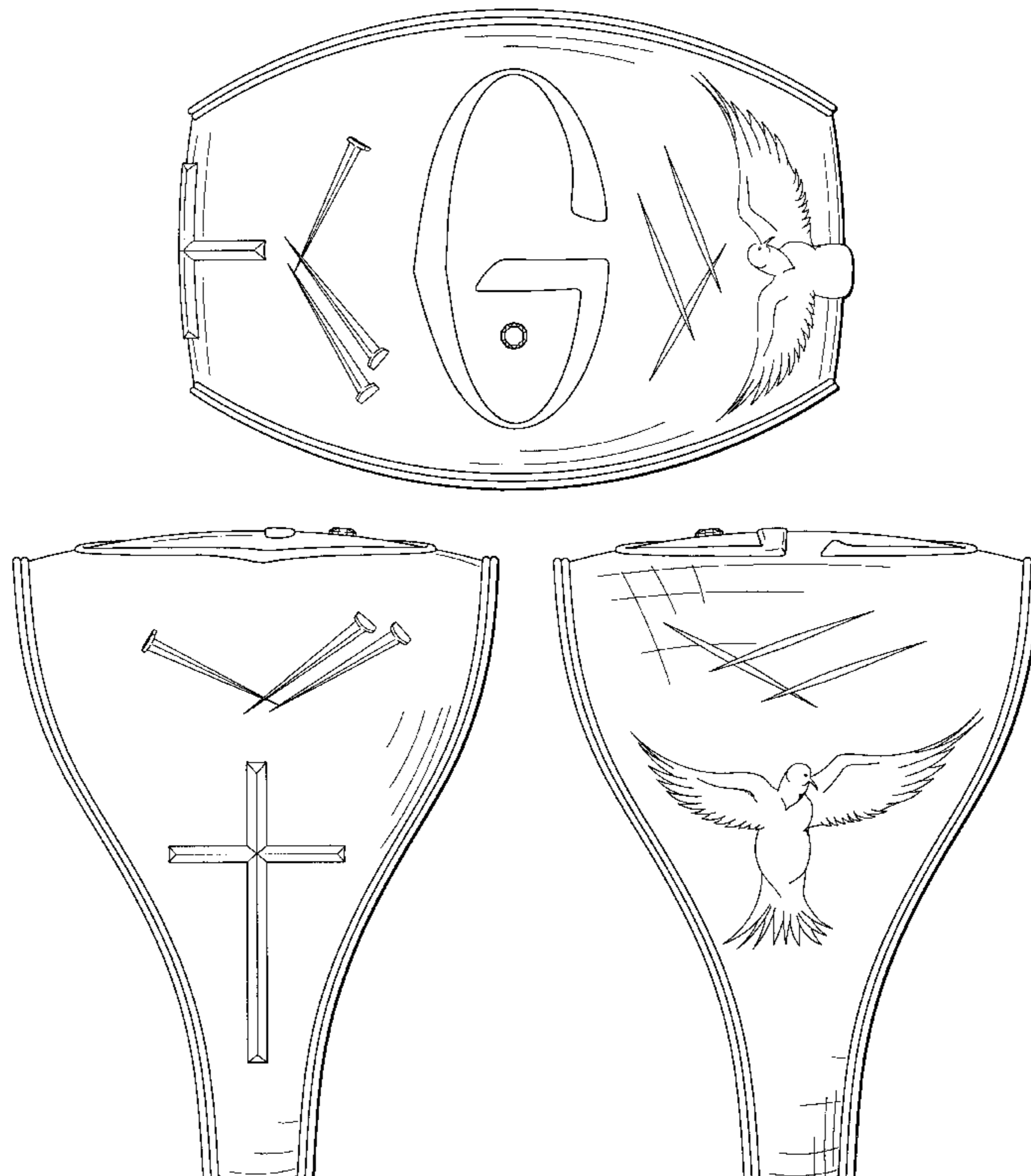
(57) **CLAIM**

The ornamental design for a ring, as shown and described.

DESCRIPTION

FIG. 1 is a top plan view thereof;
FIG. 2 is an bottom plan view thereof;
FIG. 3 is a left side elevational view thereof;
FIG. 4 is a right side elevational view thereof;
FIG. 5 is a front elevational view thereof; and,
FIG. 6 is a rear elevational view thereof.
The broken line showing of the indicia in FIG. 2 is for illustrative purposes only and forms no part of the claimed design.

1 Claim, 6 Drawing Sheets



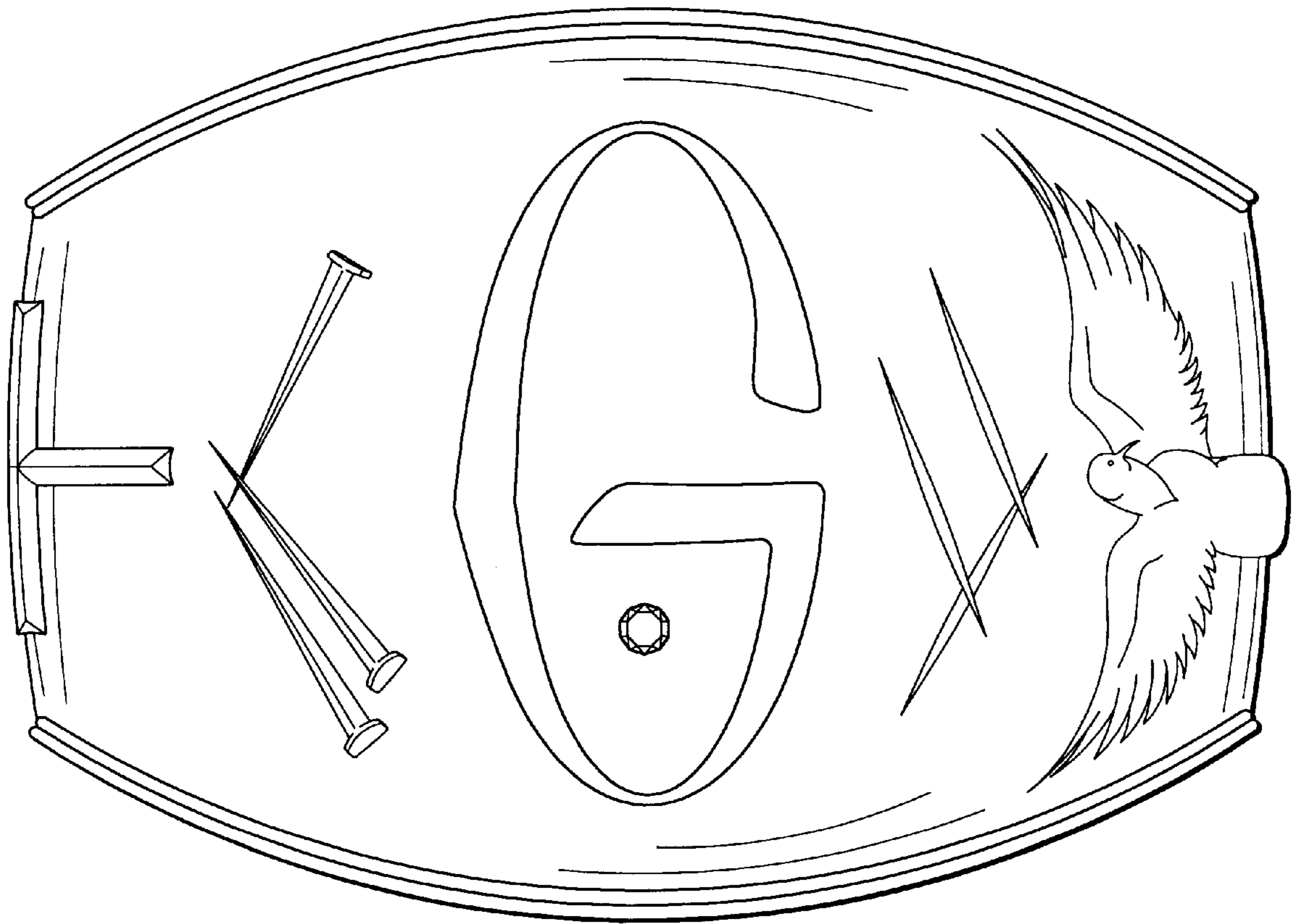


Fig. 1

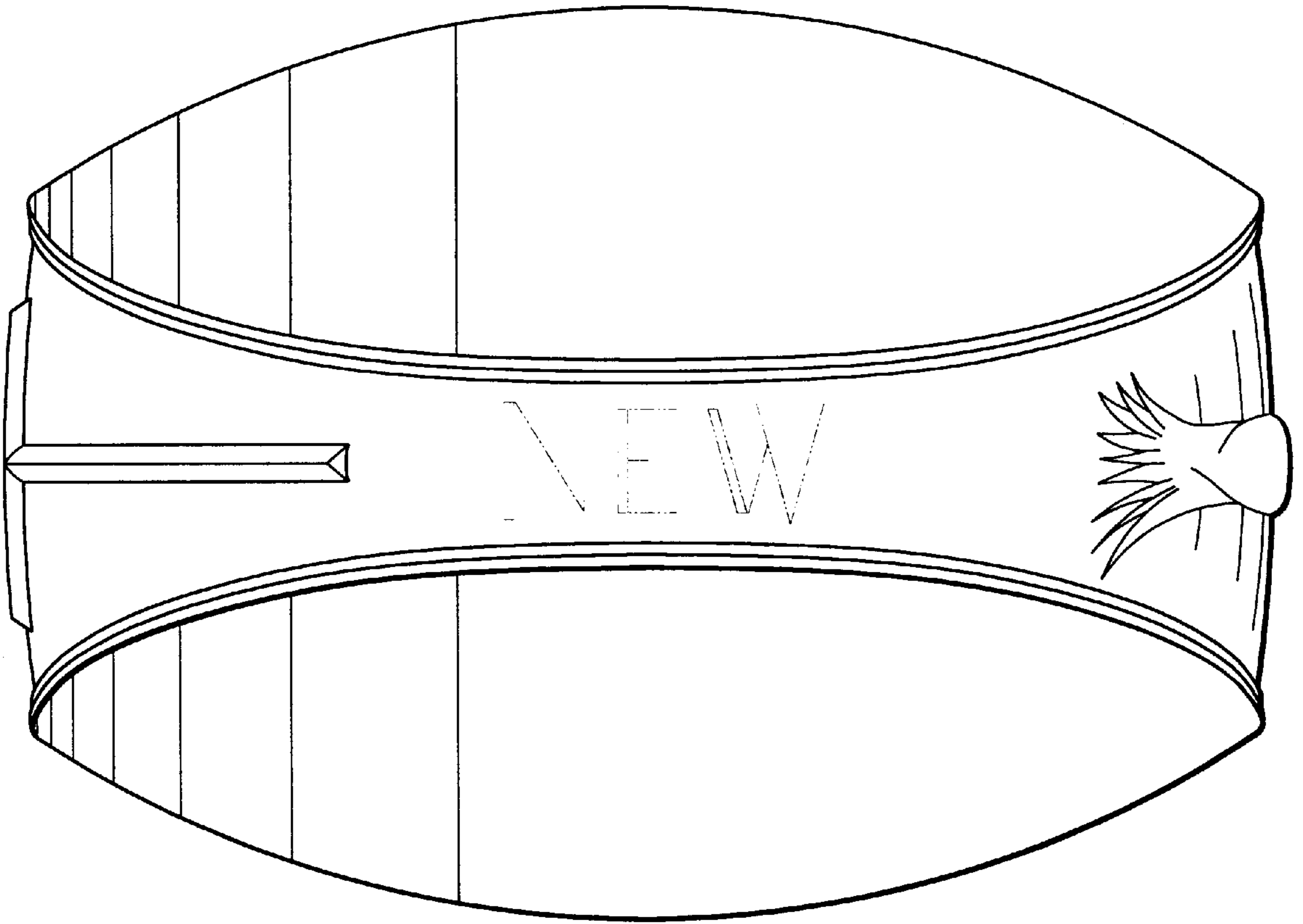


Fig. 2

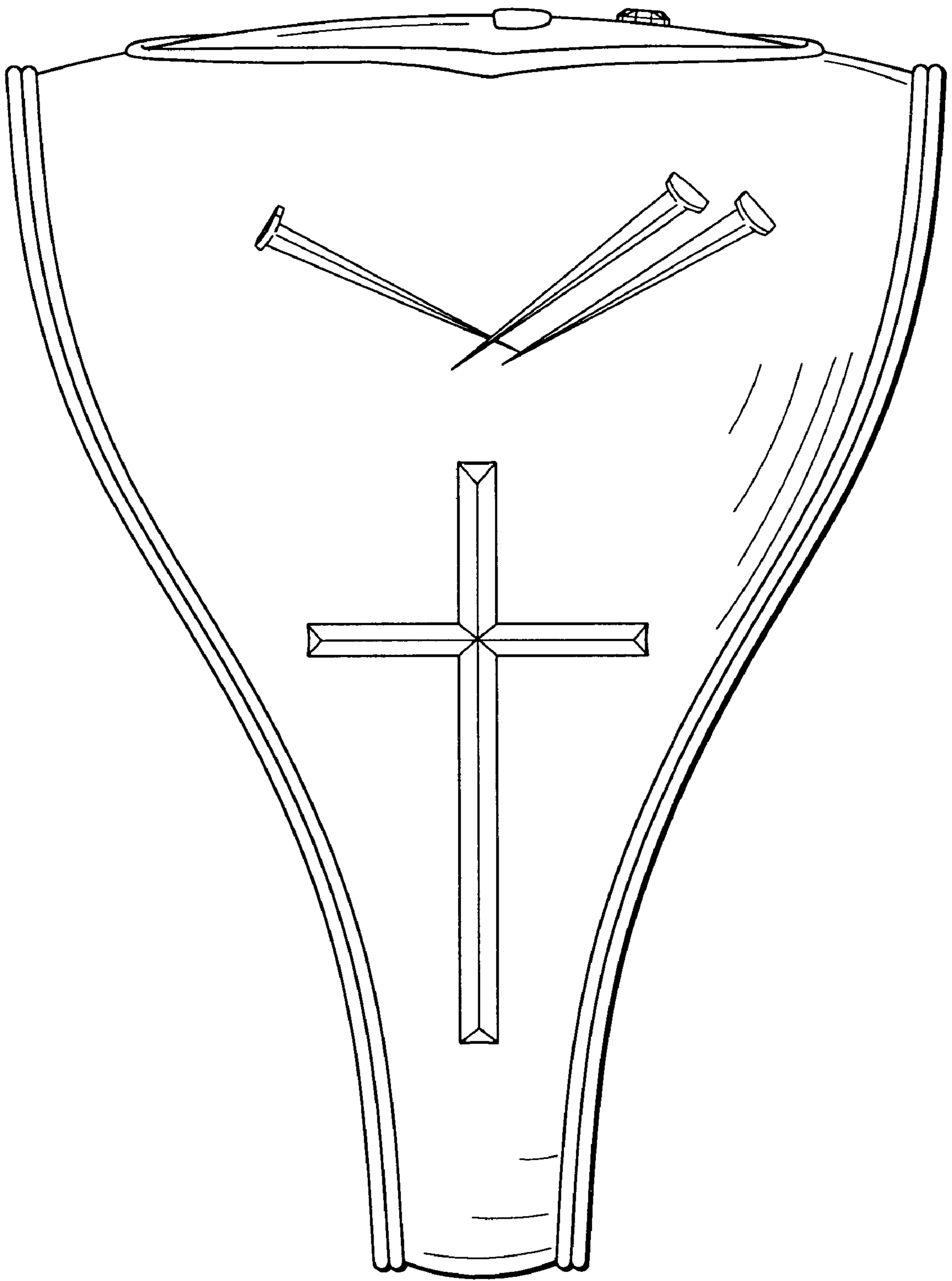


Fig. 3




Fig. 4

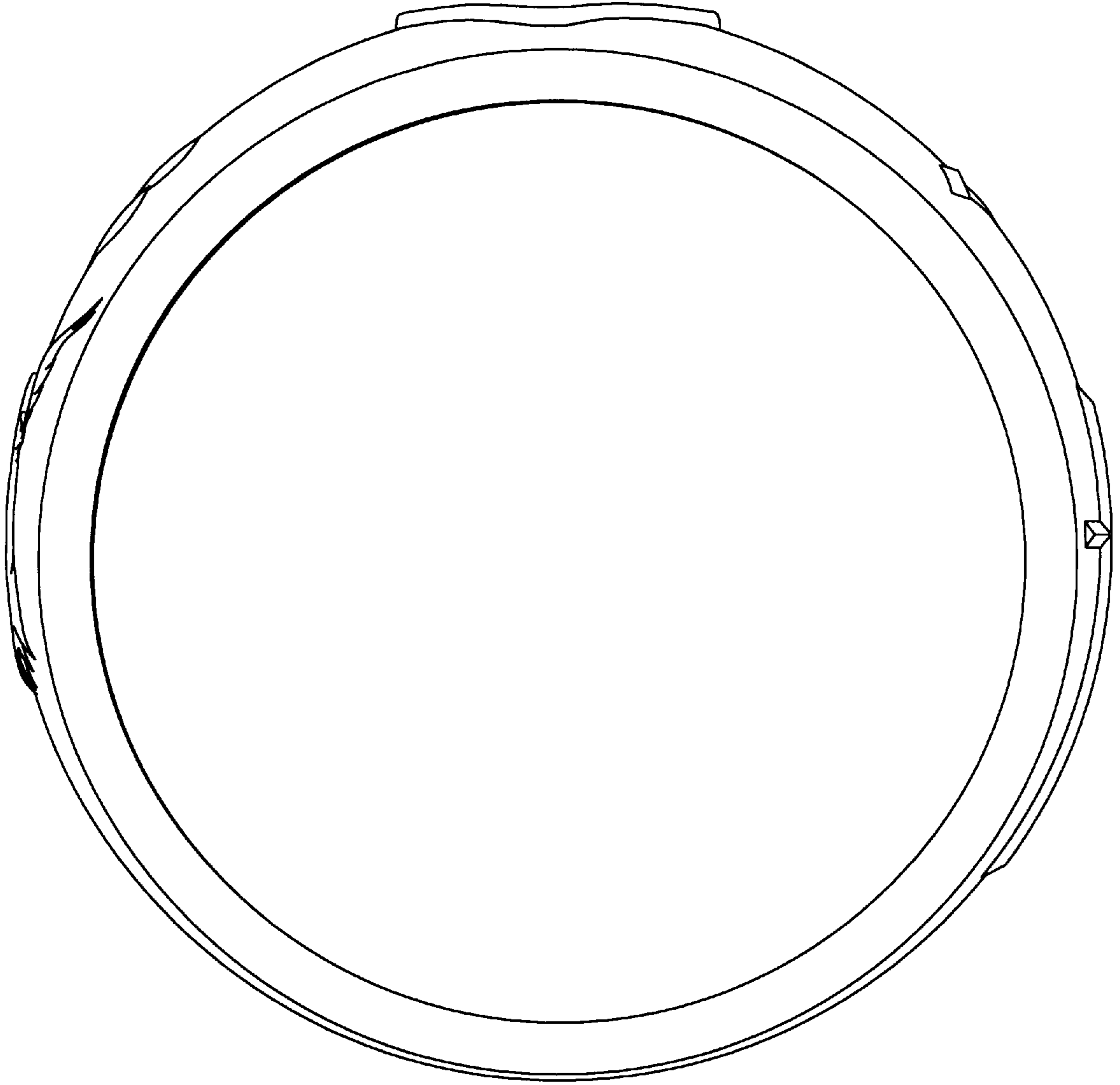


Fig. 5

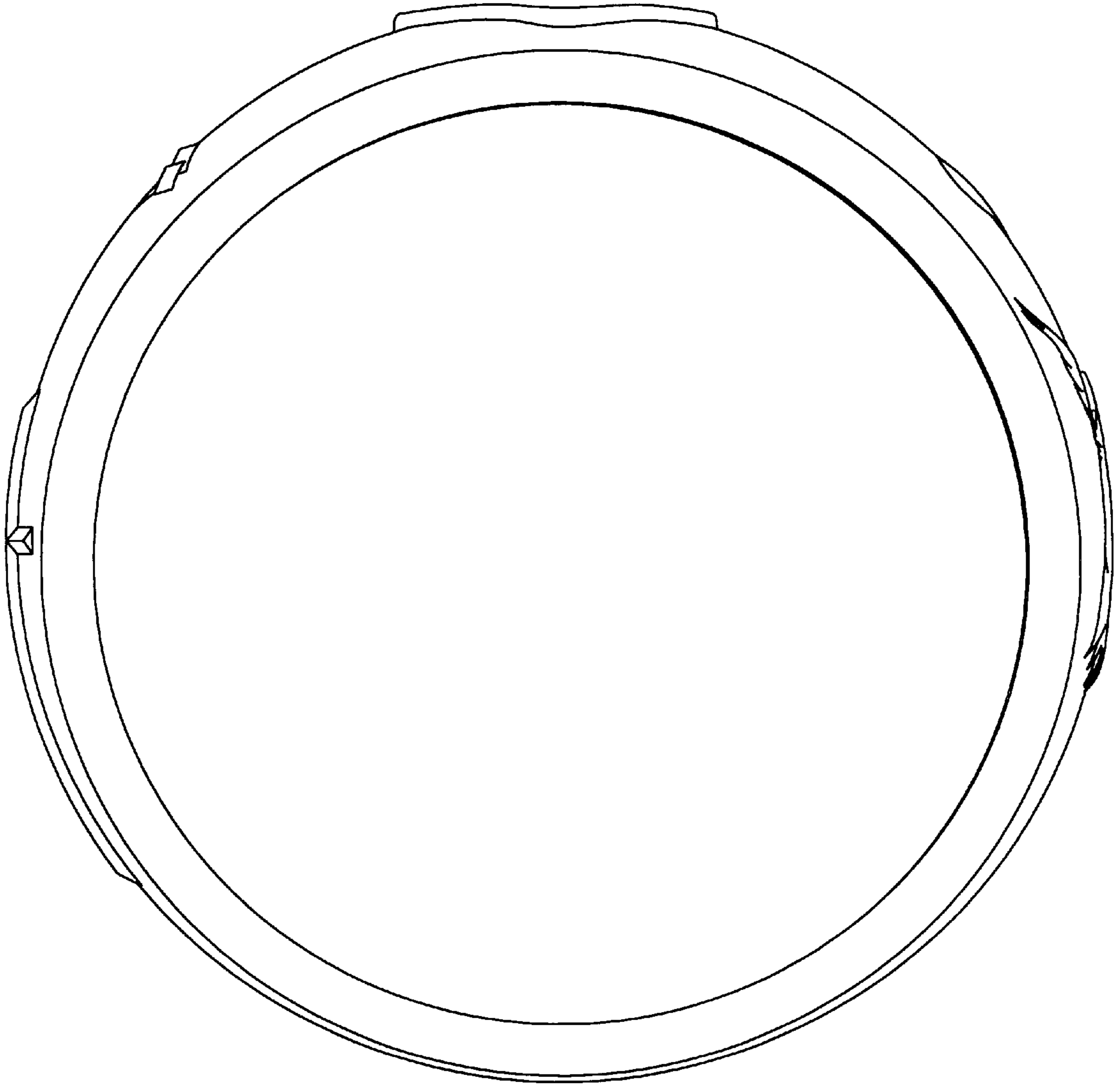


Fig. 6