



US00D440498S

(12) **United States Design Patent**
Buxton et al.

(10) **Patent No.: US D440,498 S**

(45) **Date of Patent: ** Apr. 17, 2001**

(54) **BEVERAGE CAN**

(75) Inventors: **Lee Buxton**, Louisville, KY (US);
Patrick B. Edson, Lakewood, CO
(US); **Patricia O. Shibata**, Denver, CO
(US); **Frank L. Shriver**, Lakewood,
CO (US); **Joseph R. Haake**,
Broomfield, CO (US); **Jeff T. Carino**;
Retsu Ikeda, both of San Francisco,
CA (US); **John Kill**, Half Moon Bay,
CA (US); **Matthew J. Youngblood**, San
Francisco, CA (US)

(73) Assignee: **Coors Brewing Company**, Golden, CO
(US)

(**) Term: **14 Years**

(21) Appl. No.: **29/111,246**

(22) Filed: **Sep. 23, 1999**

(51) **LOC (7) Cl. 09-03**

(52) **U.S. Cl. D9/502; D9/538**

(58) **Field of Search D9/502, 503, 520,**
D9/538-539, 550, 552, 557, 559; 220/669-675,
906

(56) **References Cited**

U.S. PATENT DOCUMENTS

D. 67,220	*	5/1925	Miller	D9/502
D. 77,822		2/1929	Edwards	.	
D. 94,360		1/1935	Rose	.	
D. 98,444		2/1936	McManus	.	
D. 105,274	*	7/1937	Fuerst	D9/502
122,796		1/1872	Bard	.	
D. 183,541		9/1958	Plochman, Jr.	D58/8
D. 202,131		8/1965	St. Clair	D58/8

D. 216,422	1/1970	Koch, III	D9/195
D. 218,288	8/1970	Hilliard et al.	D9/216
D. 223,898	6/1972	Edwards	D9/216
D. 226,178	1/1973	Bystedt	D9/216
D. 226,371	2/1973	Cooper	D9/28
D. 226,519	3/1973	Cooper	D9/28
D. 230,956	3/1974	Bystedt et al.	D9/216

(List continued on next page.)

OTHER PUBLICATIONS

U.S. Trademark Registration No. 2,262,093 registered Jul. 20, 1999 for the Design Only (copy attached).

Primary Examiner—B. J. Bullock

Assistant Examiner—Carol Rademaker

(74) *Attorney, Agent, or Firm*—Klaas, Law, O'Meara & Malkin, P.C.; William P. O'Meara, Esq.

(57) **CLAIM**

The ornamental design for a beverage can, as shown and described.

DESCRIPTION

FIG. 1 is a front elevation view of a beverage can showing our new can;

FIG. 2 is a rear elevation view thereof;

FIG. 3 is a left-side elevation view thereof;

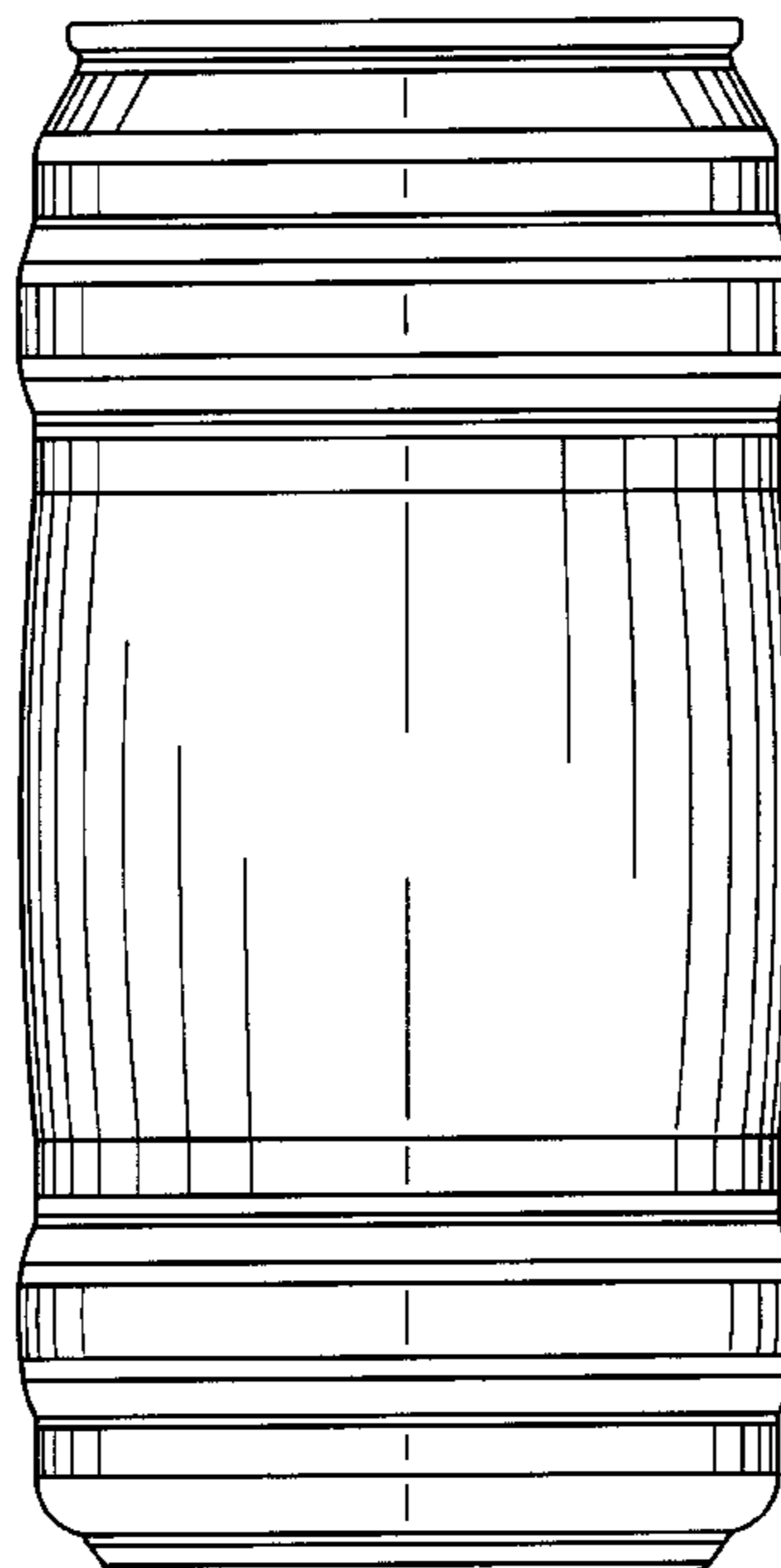
FIG. 4 is a right-side elevation view thereof;

FIG. 5 is a top plan view thereof; and,

FIG. 6 is a bottom plan view thereof.

The broken line circles shown in FIGS. 5 & 6 which define the boundaries of the claimed design, form no part thereof. The broken line showing of environment of the tab closure shown in FIG. 5 is for illustrative purposes only and forms no part of the claimed design.

1 Claim, 3 Drawing Sheets



US D440,498 S

Page 2

U.S. PATENT DOCUMENTS

D. 231,088	4/1974	Edwards	D9/216	D. 389,734	1/1998	Schultz et al.	D9/307
D. 234,251	2/1975	Edwards	D9/100	D. 399,129	* 10/1998	Ramsey	D9/502
D. 235,193	5/1975	Edwards	D9/140	D. 399,429	* 10/1998	Ramsey	D9/538
D. 238,550	1/1976	Edwards	D9/28	D. 402,198	12/1998	Schultz et al.	D9/307
D. 238,656	2/1976	Marco	D9/100	D. 403,962	* 1/1999	Ramsey	D9/503
D. 239,923	5/1976	Lynd	D9/28	D. 409,496	* 5/1999	Ramsey	D9/538
D. 276,499	11/1984	Kamada et al.	D9/325	D. 421,393	* 3/2000	Pavely et al.	D9/502
D. 288,362	2/1987	Simmons	D24/47	D. 427,910	* 7/2000	Barnes et al.	D9/502
D. 324,492	* 3/1992	Nickerson	D9/503	3,212,663	10/1965	Greenwell	215/31

* cited by examiner

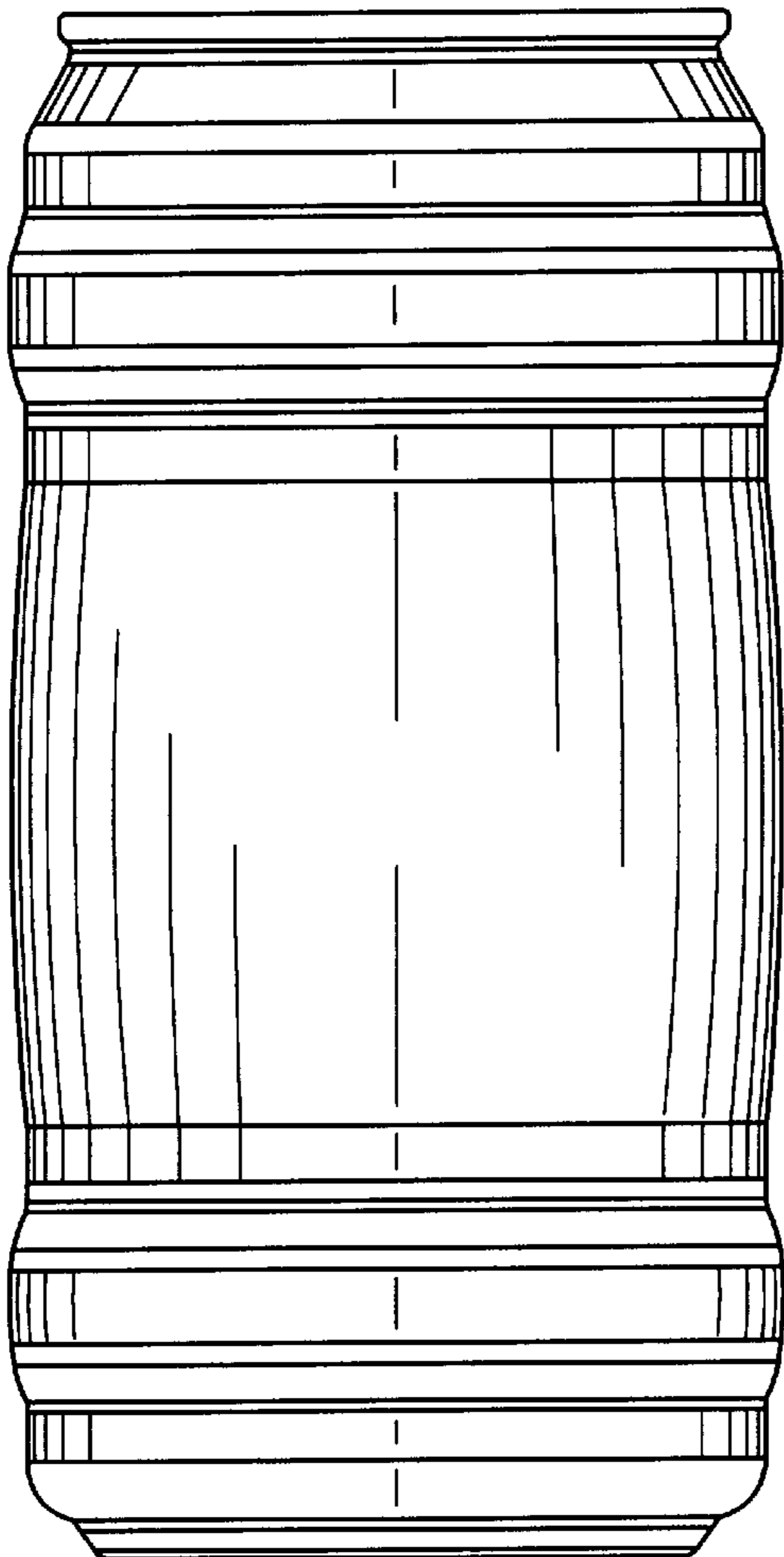


FIG. 1

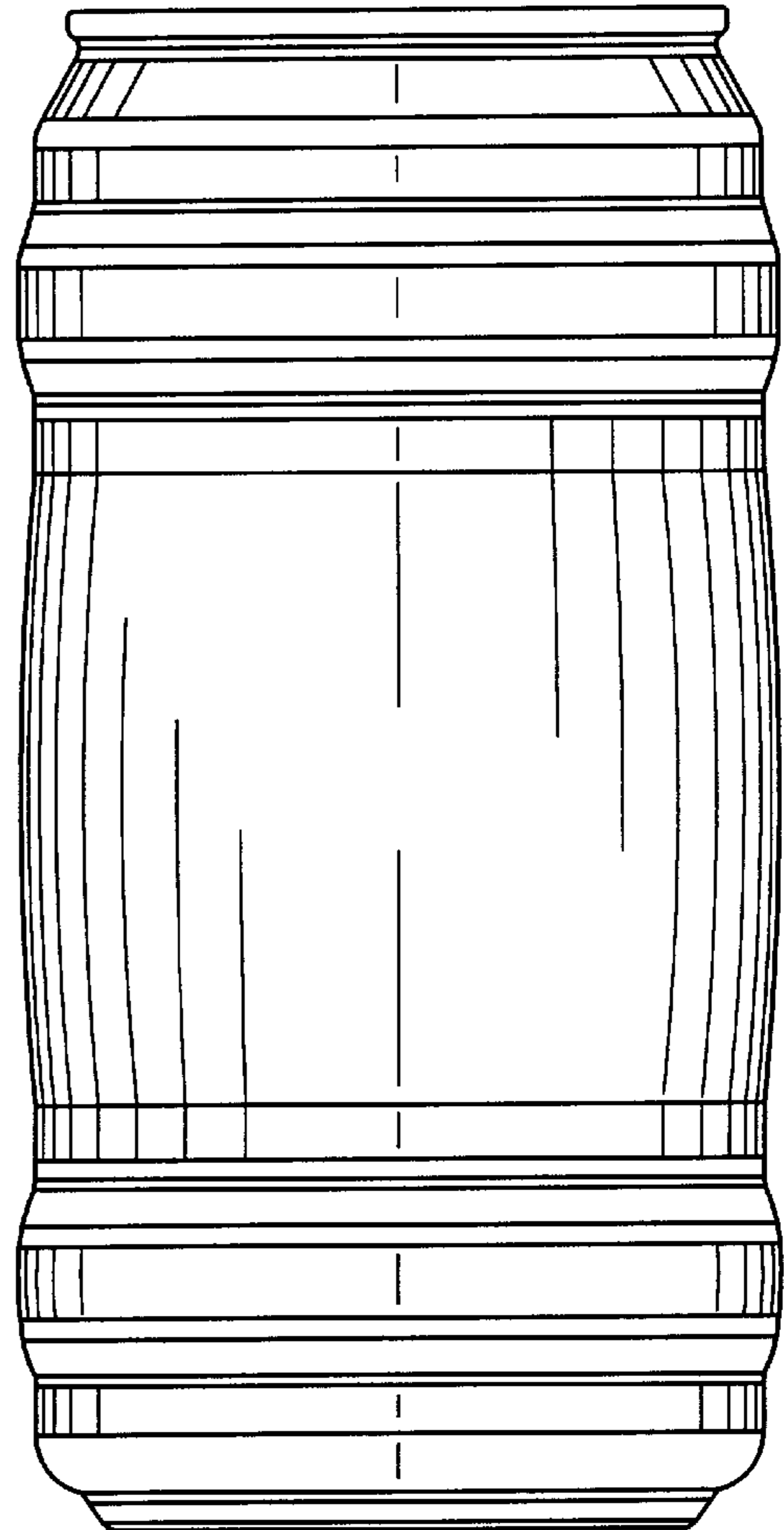


FIG. 2

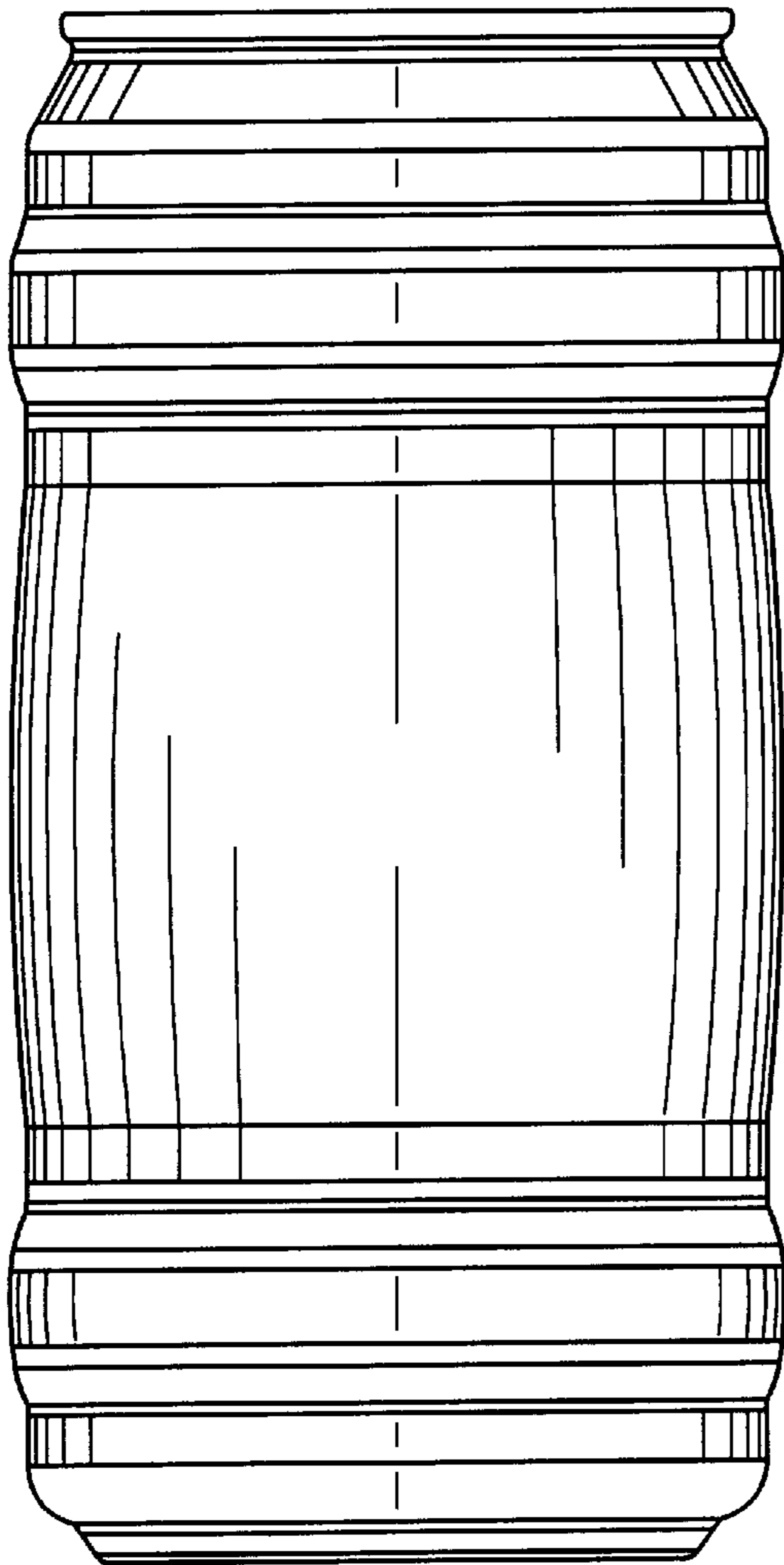


FIG. 3

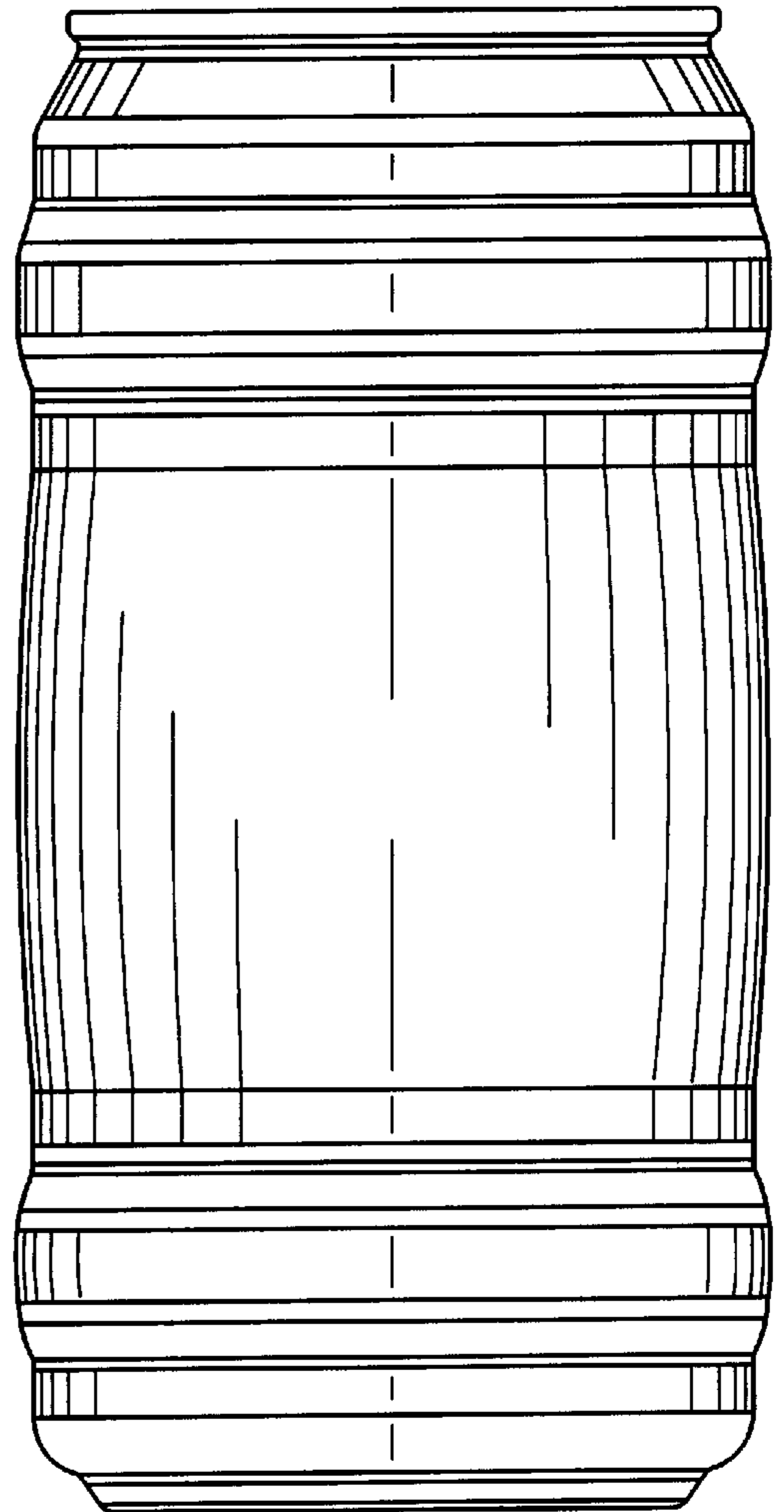


FIG. 4

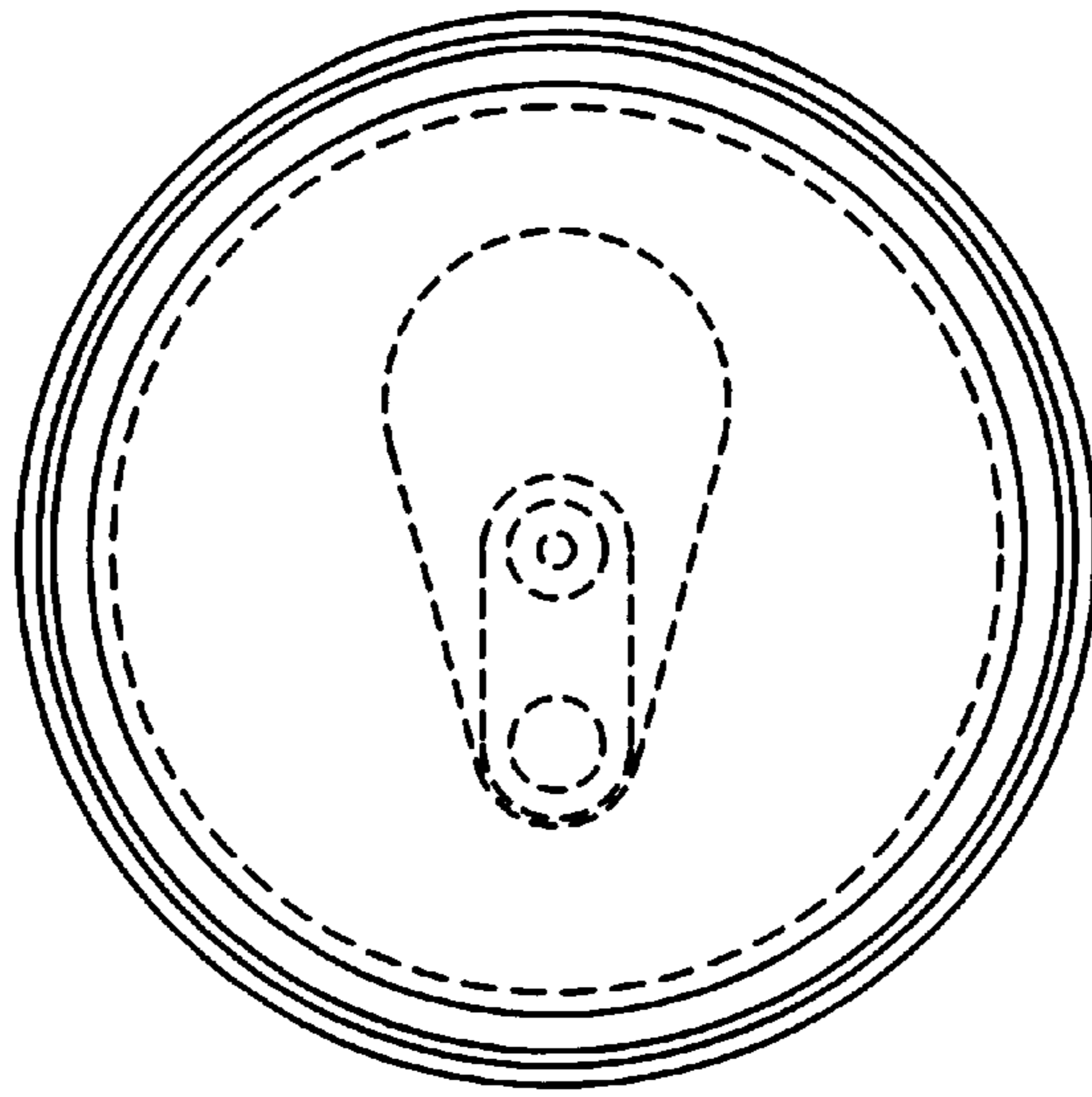


FIG. 5

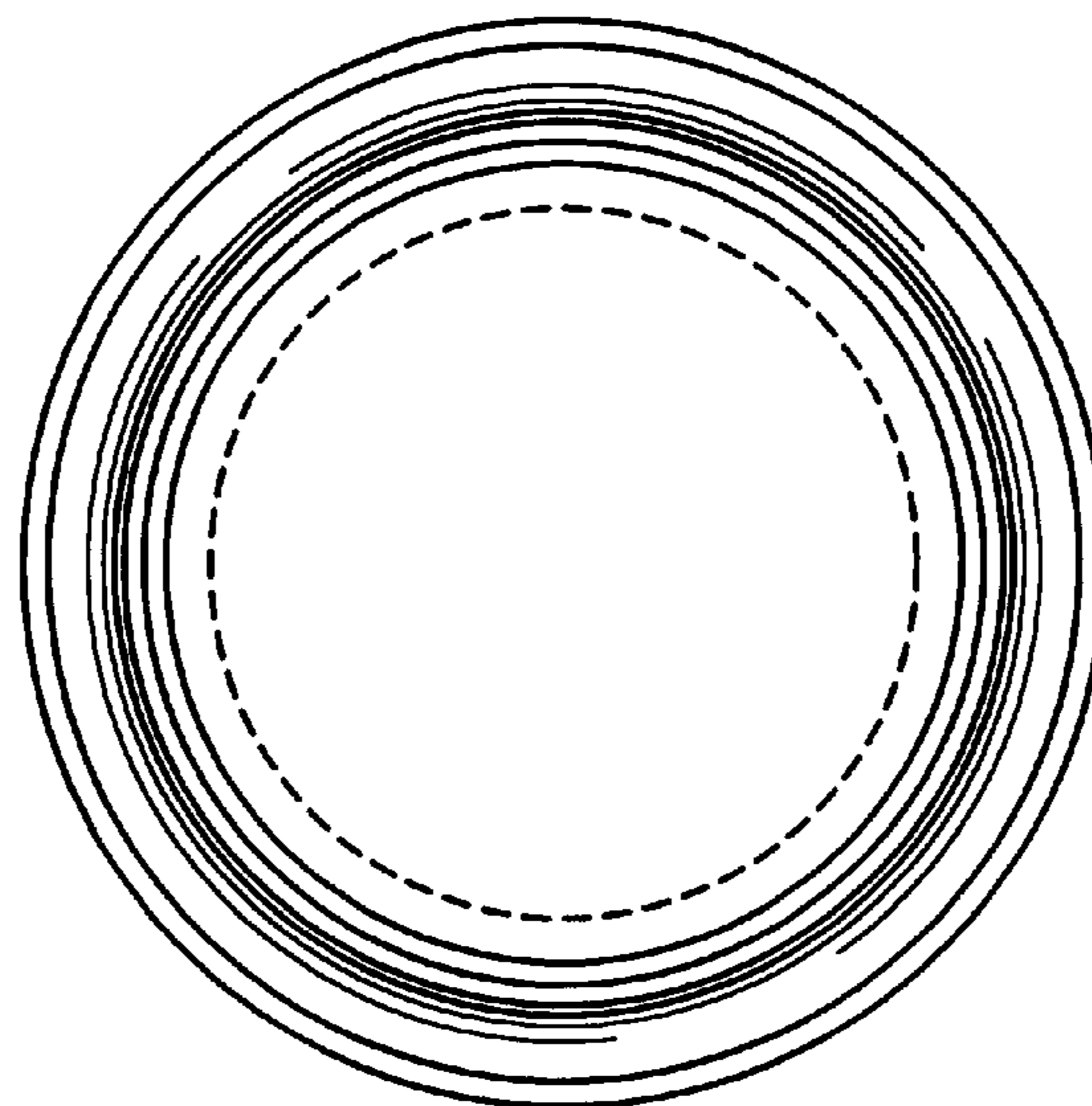


FIG. 6