



US00D440492S

(12) **United States Design Patent**
Ellers

(10) **Patent No.:** **US D440,492 S**

(45) **Date of Patent:** **** Apr. 17, 2001**

(54) **BAG CARRIER**

4,890,355 * 1/1990 Schulten 294/171
5,738,401 * 4/1998 Fan 294/171

(76) Inventor: **Alexander M Ellers**, GND Floor Flat,
25 Waldemar Ave, London SW6 5LB
(GB)

* cited by examiner

Primary Examiner—Cathron Brooks

(**) Term: **14 Years**

(57) **CLAIM**

(21) Appl. No.: **29/125,809**

The ornamental design for a bag carrier, as shown and described.

(22) Filed: **Jun. 30, 2000**

DESCRIPTION

(51) **LOC (7) Cl.** **09-07**

(52) **U.S. Cl.** **D9/434**

(58) **Field of Search** D9/434; D3/328;
16/110 R, 111 R, 114 B, 114 R, DIG. 12;
294/137, 146, 153, 158, 159, 170, 171

FIG. 1 is a front elevational view of the bag carrier of the present invention;

FIG. 2 is a rear elevational view of the bag carrier of FIG. 1;

FIG. 3 is a left side elevational view of the bag carrier of FIG. 1;

FIG. 4 is a right side elevational view of the bag carrier of FIG. 1;

FIG. 5 is a top plan view of the bag carrier of FIG. 1; and, FIG. 6 is a bottom plan view of the bag carrier of FIG. 1.

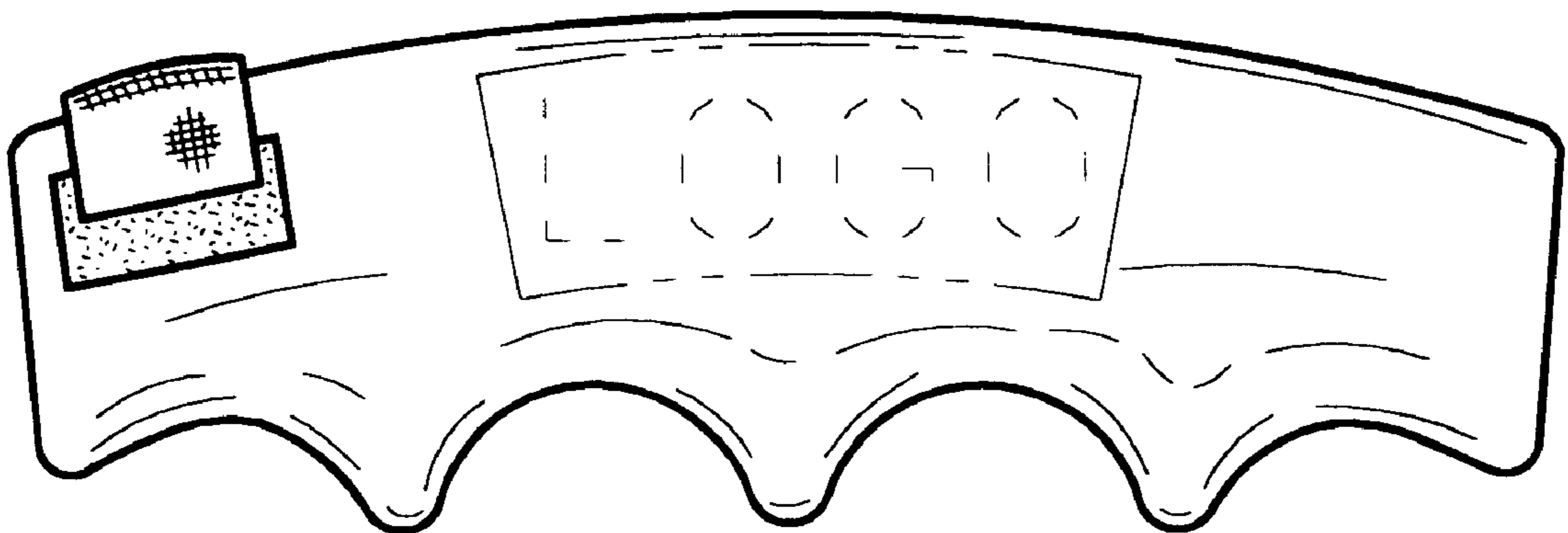
The broken lines showing a logo in FIGS. 1 and 2 are for illustrative purposes only and form no part of the claimed design.

(56) **References Cited**

U.S. PATENT DOCUMENTS

- D. 318,213 * 7/1991 Cloonan et al. D9/434 X
- D. 361,264 * 8/1995 West D9/434
- D. 361,934 * 9/1995 Croteau D9/434
- D. 371,737 * 7/1996 May D9/434
- D. 372,425 * 8/1996 Kirkwood D9/434
- D. 384,279 * 9/1997 Hepworth D9/434
- D. 430,029 * 8/2000 Folmar D9/434
- 3,800,361 * 4/1974 Stauffer 294/171 X

1 Claim, 2 Drawing Sheets






FIG. 1

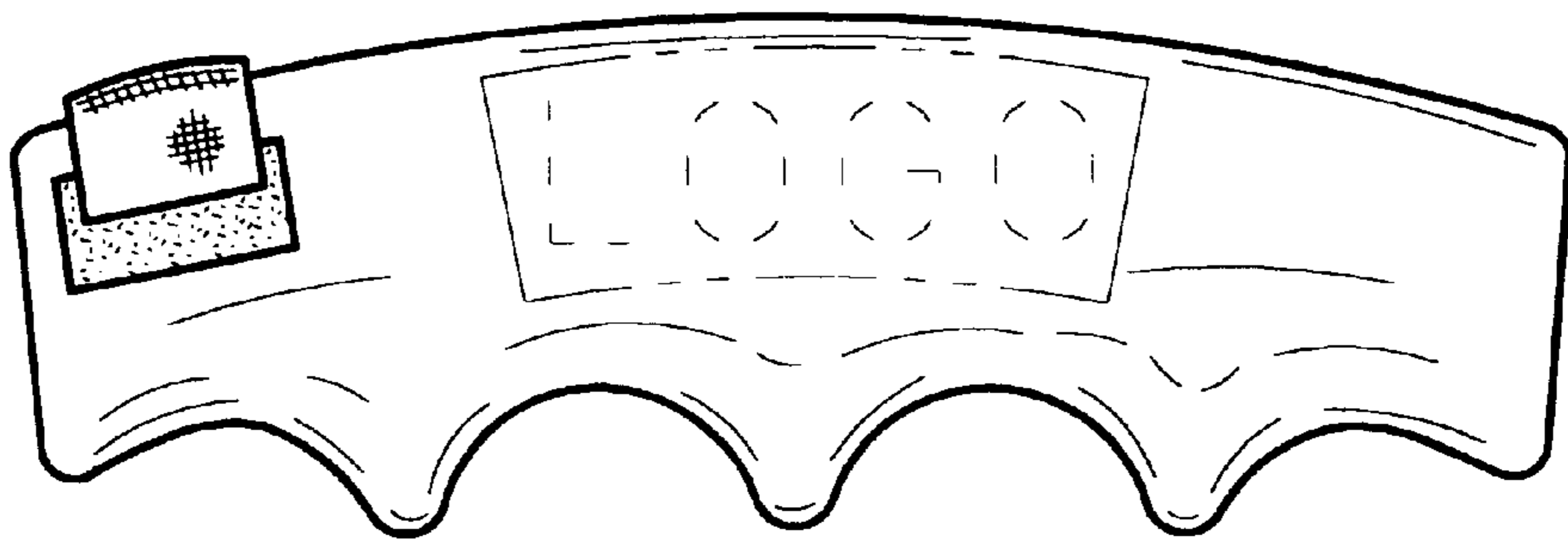


FIG. 2

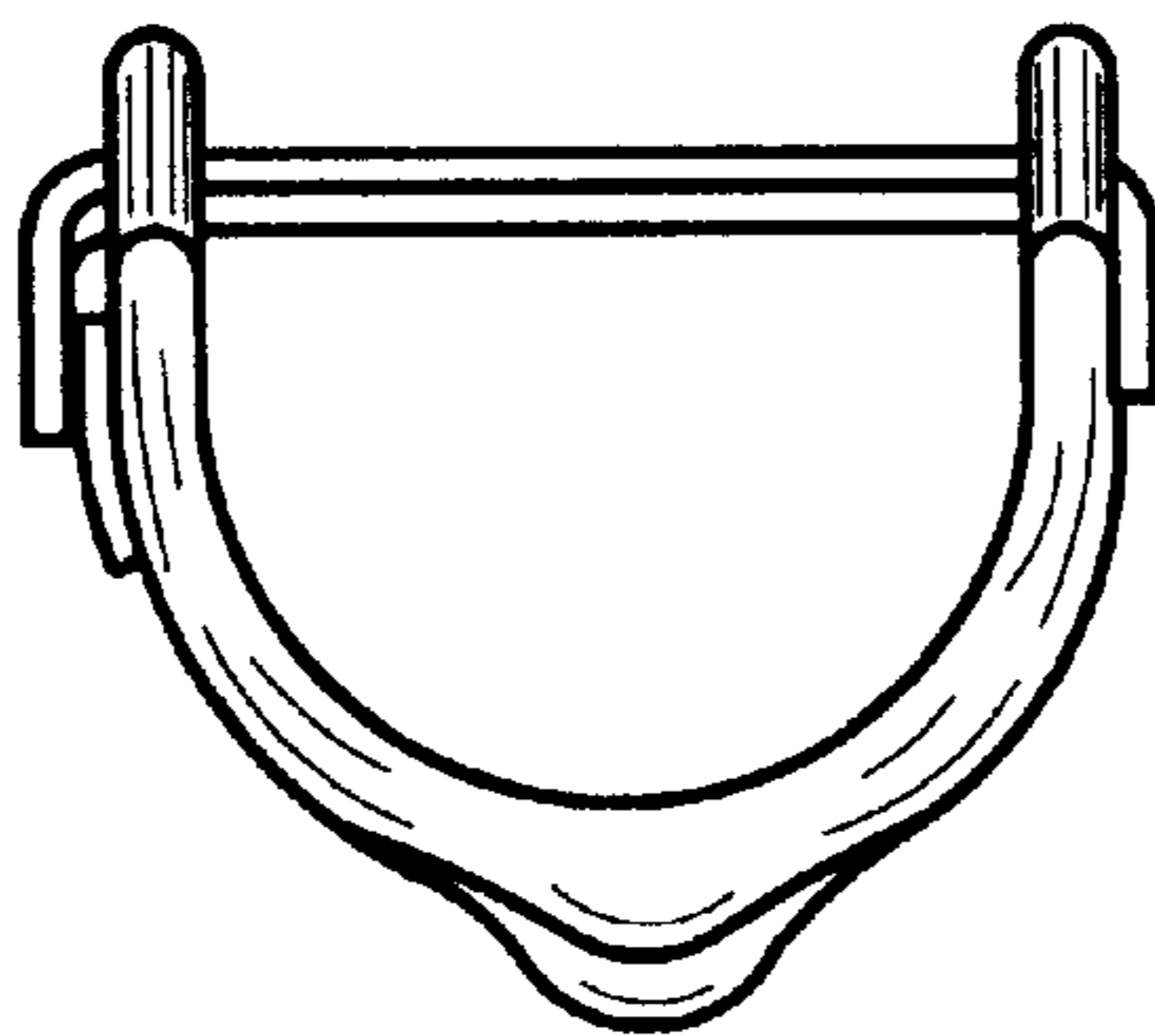


FIG. 3

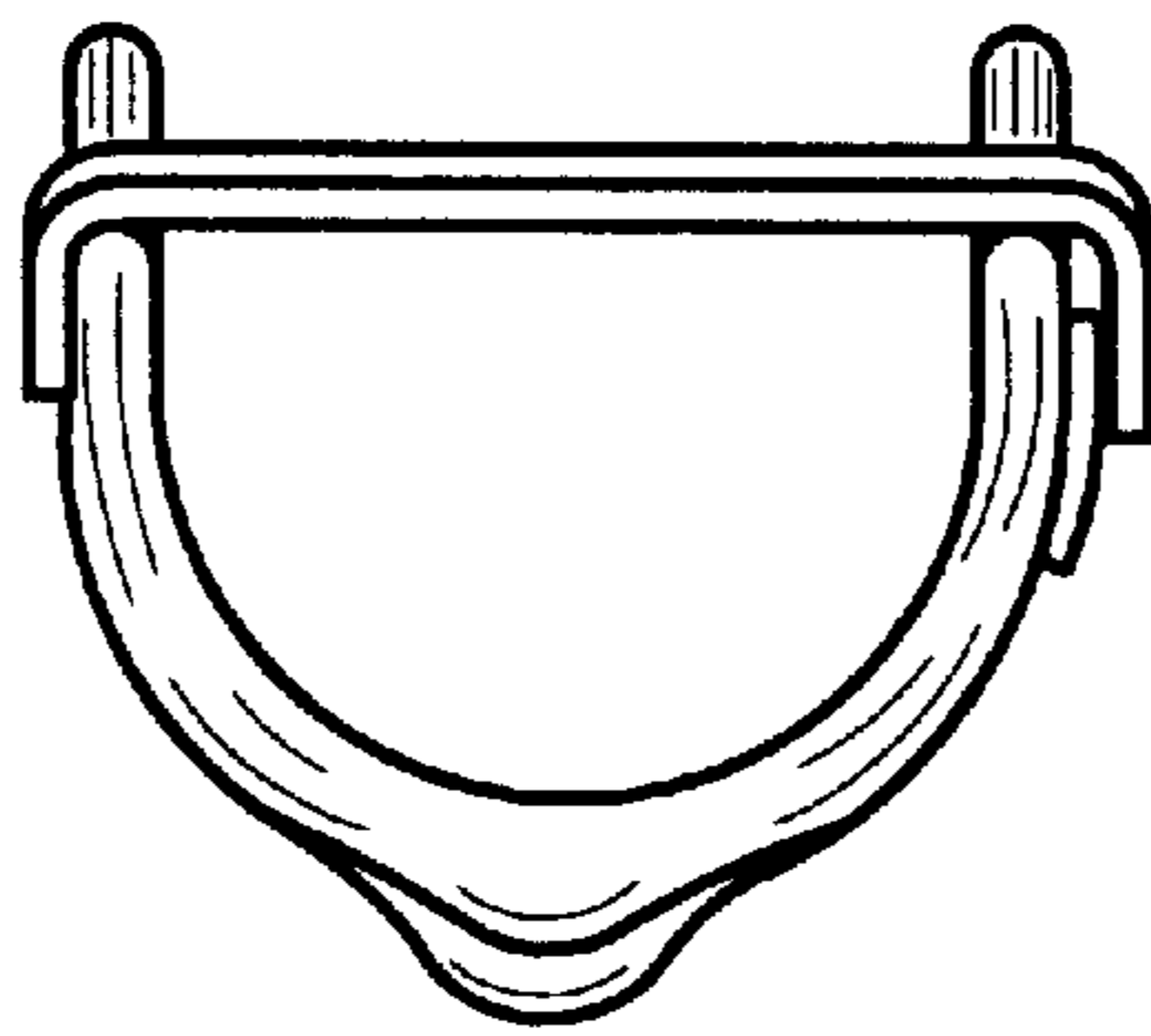


FIG. 4




FIG. 5




FIG. 6