



US00D440488S

(12) **United States Design Patent**  
**Thompson et al.**

(10) **Patent No.:** **US D440,488 S**

(45) **Date of Patent:** **\*\* Apr. 17, 2001**

(54) **DISPLAY BOX**

4,773,539 \* 9/1988 Nock ..... 206/418

(75) Inventors: **Chad Aaron Thompson**, County of Racine; **Alan John Linder**, County of Waukesha, both of WI (US)

\* cited by examiner

*Primary Examiner*—Prabhakar Deshmukh

(73) Assignee: **S. C. Johnson & Son, Inc.**, Racine, WI (US)

(57) **CLAIM**

The ornamental design for a display box, as shown and described.

(\*\*) Term: **14 Years**

**DESCRIPTION**

(21) Appl. No.: **29/125,845**

FIG. 1 is front perspective view from above and to one side of a display box embodying our new design;

(22) Filed: **Jun. 30, 2000**

FIG. 2 is a front, elevational view thereof;

(51) **LOC (7) Cl.** ..... **09-03**

FIG. 3 is a left side elevational view thereof, the right side being the mirror image thereof;

(52) **U.S. Cl.** ..... **D9/415; D9/418**

FIG. 4 is a top view thereof;

(58) **Field of Search** ..... D9/414, 418, 415, D9/346, 337, 432, 433; 206/756, 765, 769, 770, 418.68, 426, 775-783, 806, 349, 486, 476; 229/162

FIG. 5 is a rear view thereof;

FIG. 6 is a bottom view thereof;

(56) **References Cited**

FIG. 7 is a front perspective view from above and to one side of a second embodiment of a display box identical to the first embodiment in top view, bottom view, rear view, left view and right view; and,

**U.S. PATENT DOCUMENTS**

FIG. 8 is a front, elevational view of the second embodiment.

D. 217,131	*	4/1970	Shreve, III et al.	.....	D9/418
D. 278,125	*	3/1985	Benham	.....	D9/418
D. 278,126	*	3/1985	Beham	.....	D9/418
D. 396,187	*	7/1998	Harrison	.....	D9/418
3,734,397	*	5/1973	Cote	.....	206/418
4,099,612	*	7/1978	Hanson	.....	204/418
4,199,059	*	4/1980	Maroszek	.....	206/779
4,300,683	*	11/1981	Roccaforte	.....	206/780
4,385,687	*	5/1983	Dutcher	.....	206/779

The broken line representations of openings on the front panels of the embodiments of FIGS. 1, 2, 4, 7 and 8 and the broken line representations of openings in the top panels of the embodiments of FIGS. 1, 4, and 7 are shown for the purposes of illustration only and form no part of the claimed design.

**1 Claim, 6 Drawing Sheets**

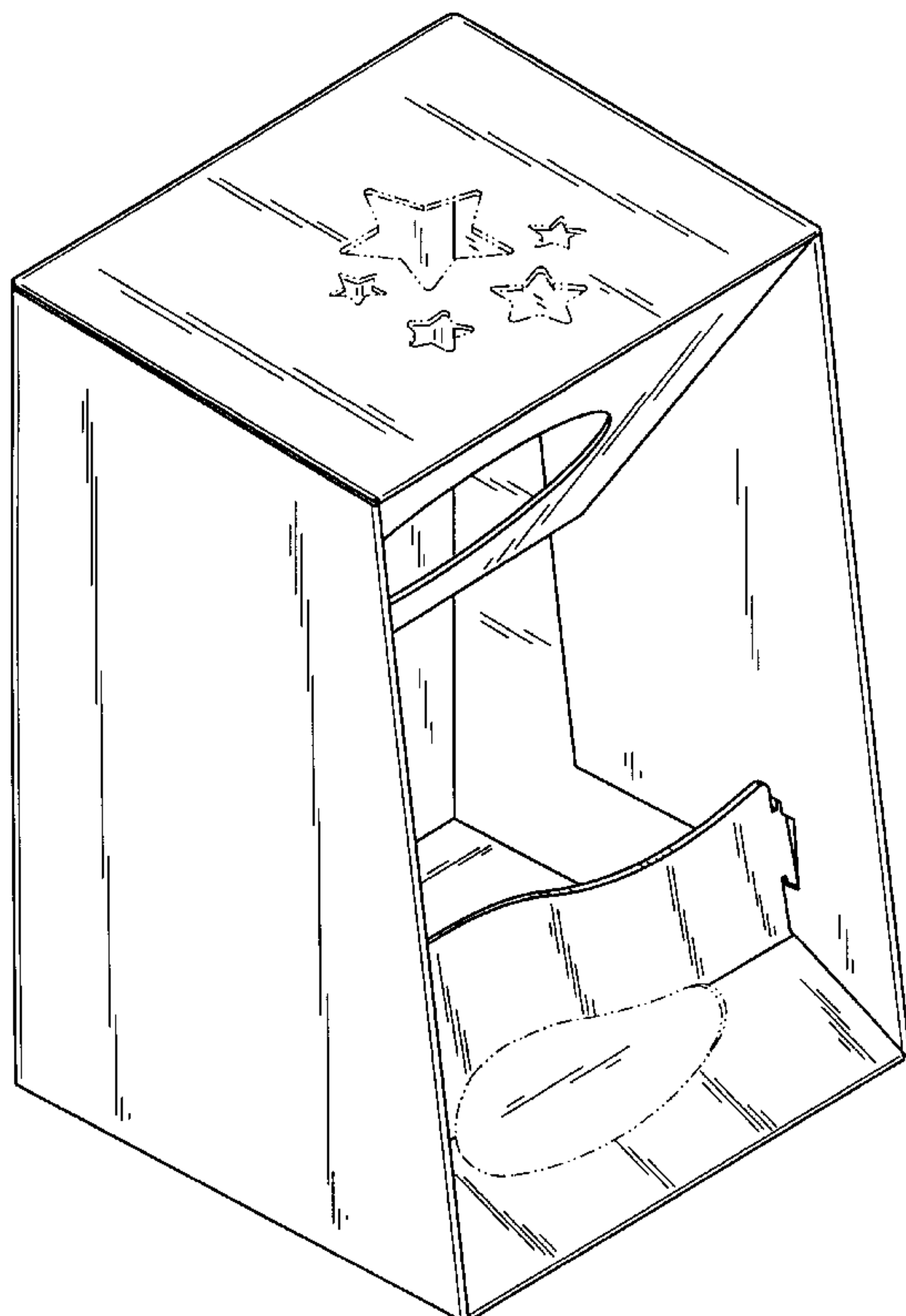


FIG. 1

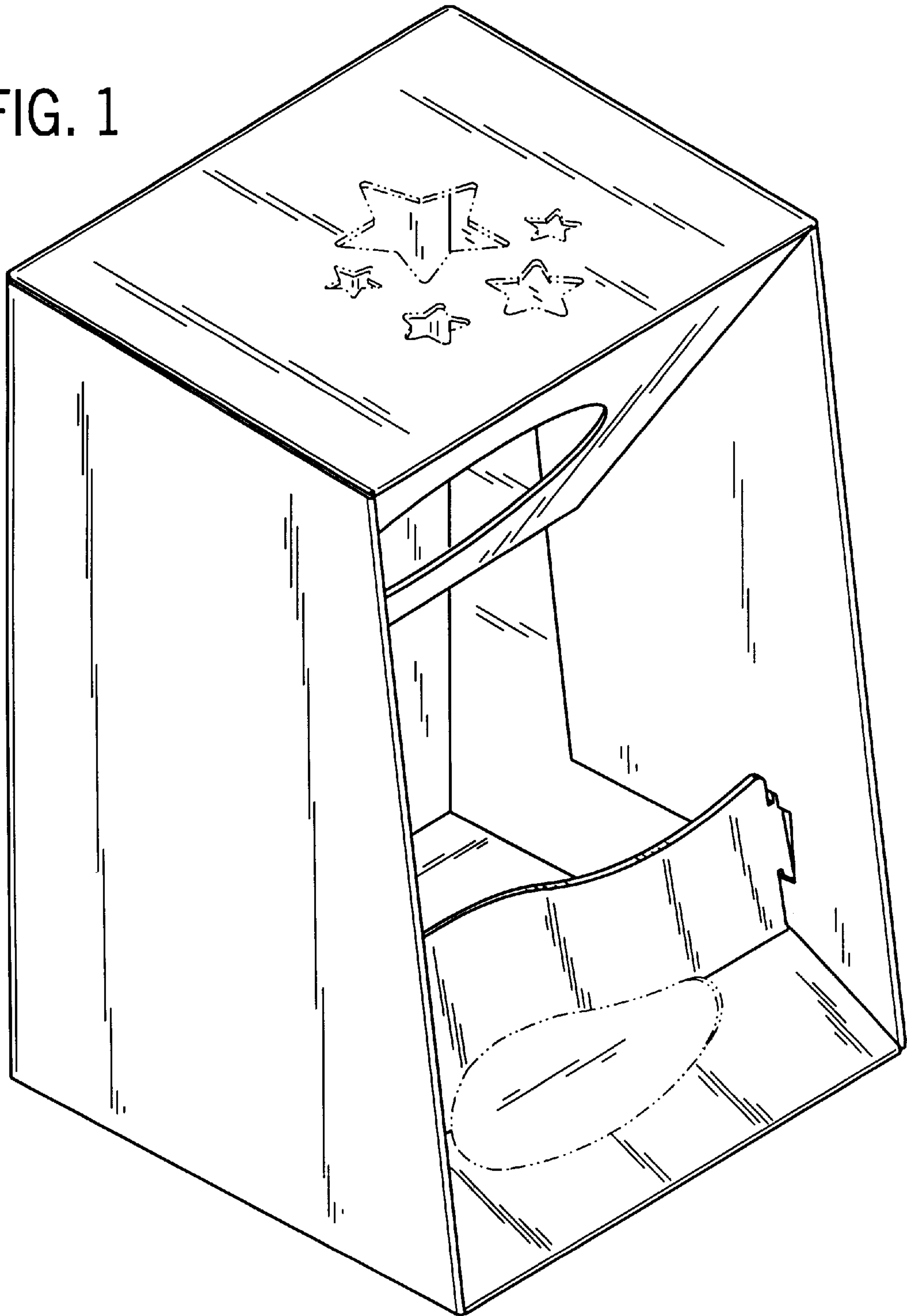


FIG. 2

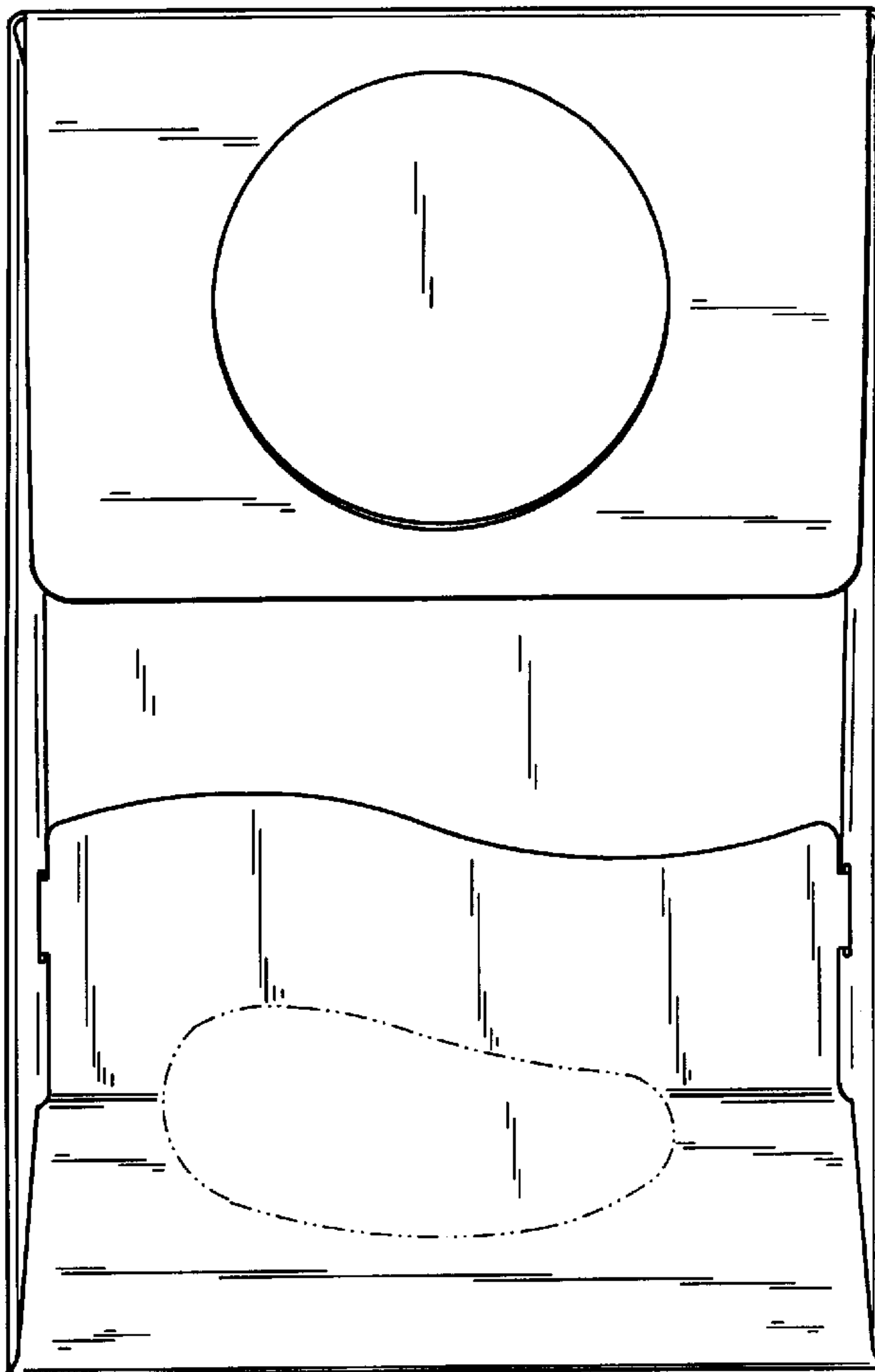


FIG. 4




FIG. 3




FIG. 5




FIG. 6

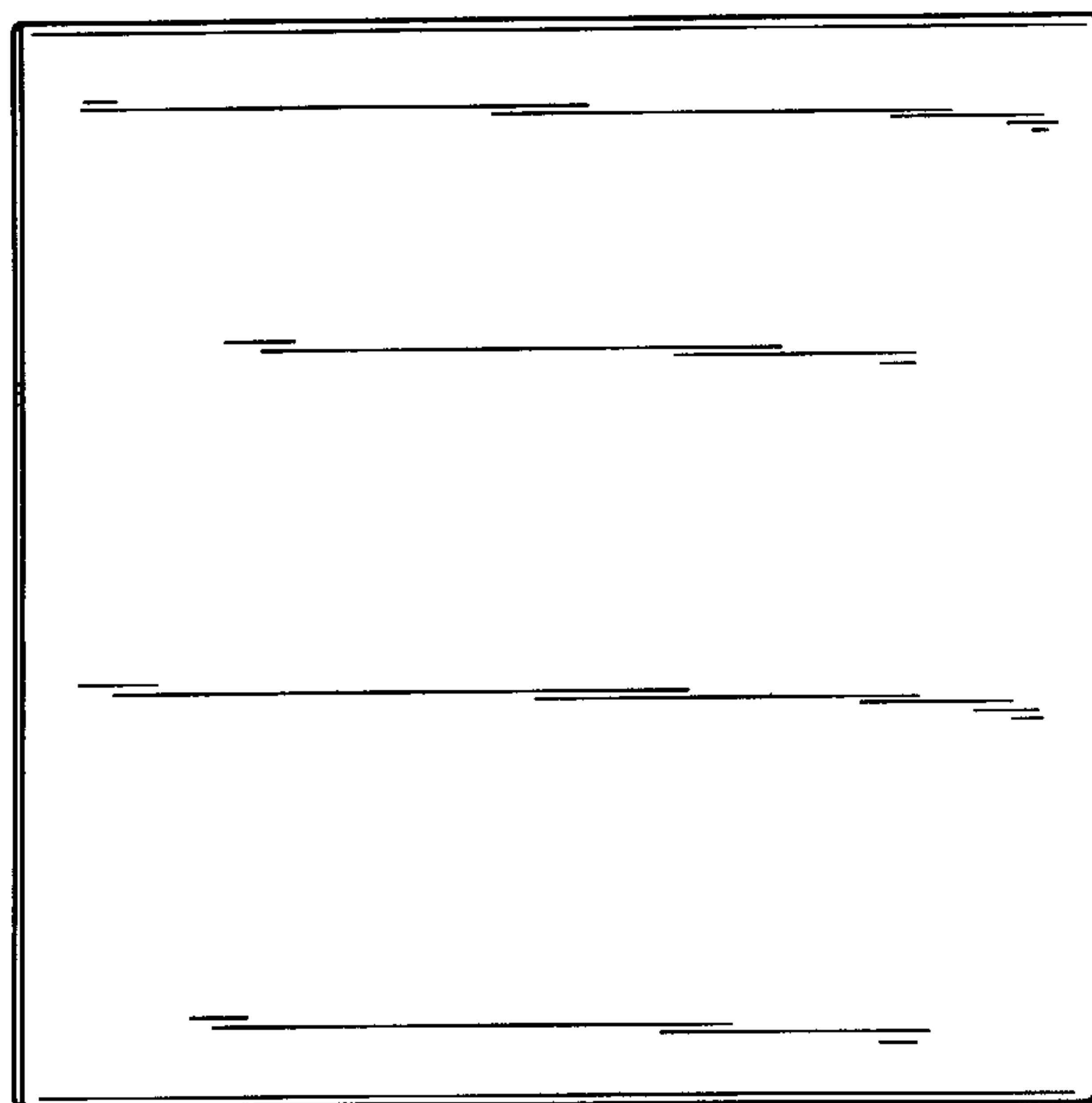


FIG. 7

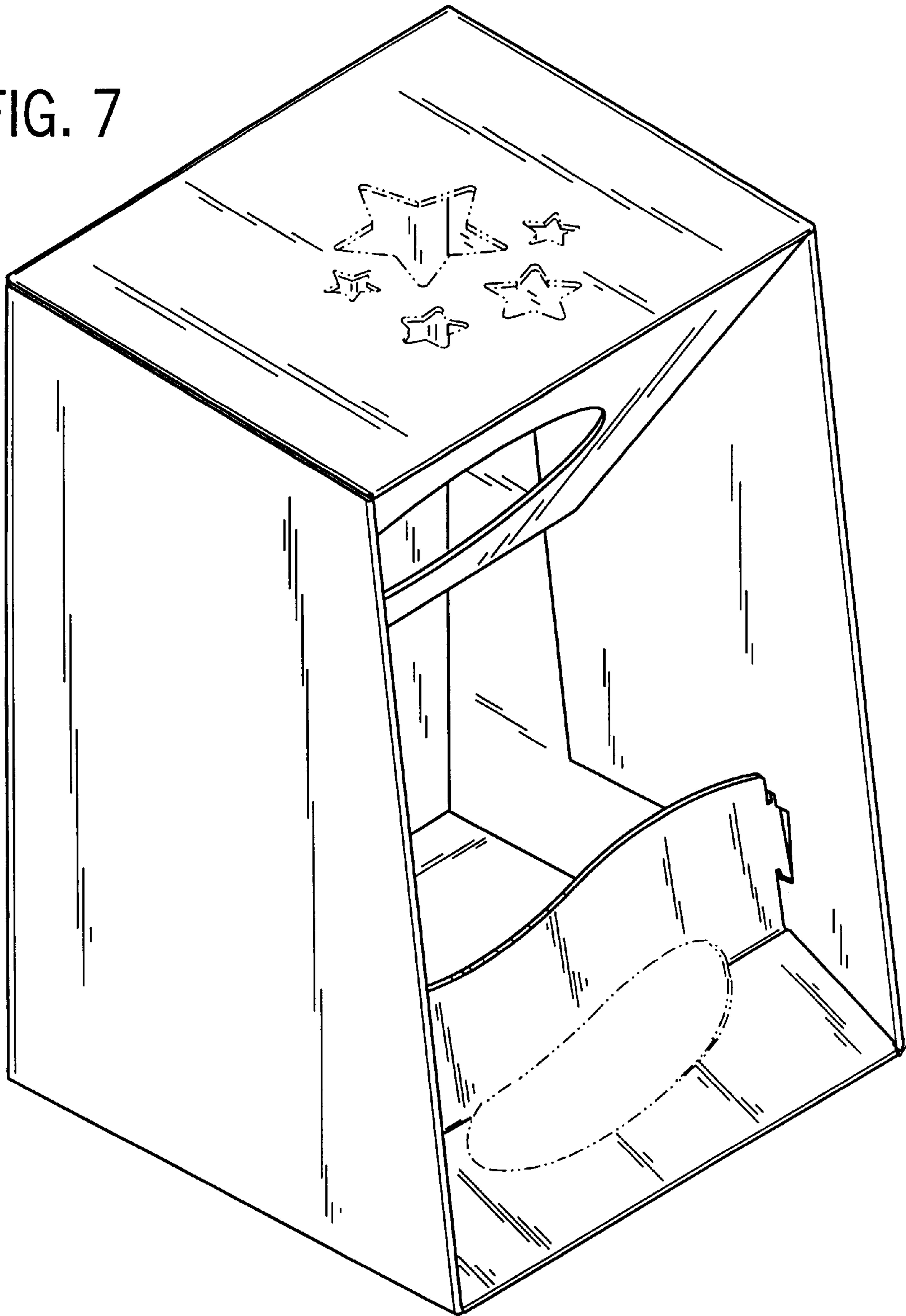




FIG. 8

