



US00D440480S

(12) **United States Design Patent**  
**Tseng**

(10) **Patent No.:** **US D440,480 S**

(45) **Date of Patent:** **\*\* Apr. 17, 2001**

(54) **SCREW DRIVER**

(76) **Inventor:** **Hung Kui Tseng**, P.O. Box 63-99,  
Taichung, 406 (TW)

(\*\*) **Term:** **14 Years**

(21) **Appl. No.:** **29/126,511**

(22) **Filed:** **Jul. 19, 2000**

(51) **LOC (7) Cl.** ..... **08-04**

(52) **U.S. Cl.** ..... **D8/82**

(58) **Field of Search** ..... D8/82, 83, 84,  
D8/85, 86, 87, 107; 81/177.1, 436, 437,  
438, 440, 489

(56) **References Cited**

**U.S. PATENT DOCUMENTS**

D. 256,547	*	8/1980	Holland-Letz	.....	D8/83
D. 256,662	*	9/1980	Holland-Letz	.....	D8/83
D. 309,246	*	7/1990	Cascio et al.	.....	D8/82
D. 310,011	*	8/1990	Holland-Letz	.....	D8/82

D. 408,252	*	4/1999	Holland-Letz	.....	D8/83
D. 414,096	*	9/1999	Chapin et al.	.....	D8/83
D. 415,005	*	10/1999	Chen	.....	D8/83
D. 418,035	*	12/1999	Hatch	.....	D8/83
D. 422,475	*	4/2000	Su	.....	D8/83

\* cited by examiner

*Primary Examiner*—Philip S. Hyder

(57) **CLAIM**

The ornamental design for a screw driver, as shown and described.

**DESCRIPTION**

FIG. 1 is a perspective view of a screw driver showing my new design;

FIG. 2 is a front elevational view thereof;

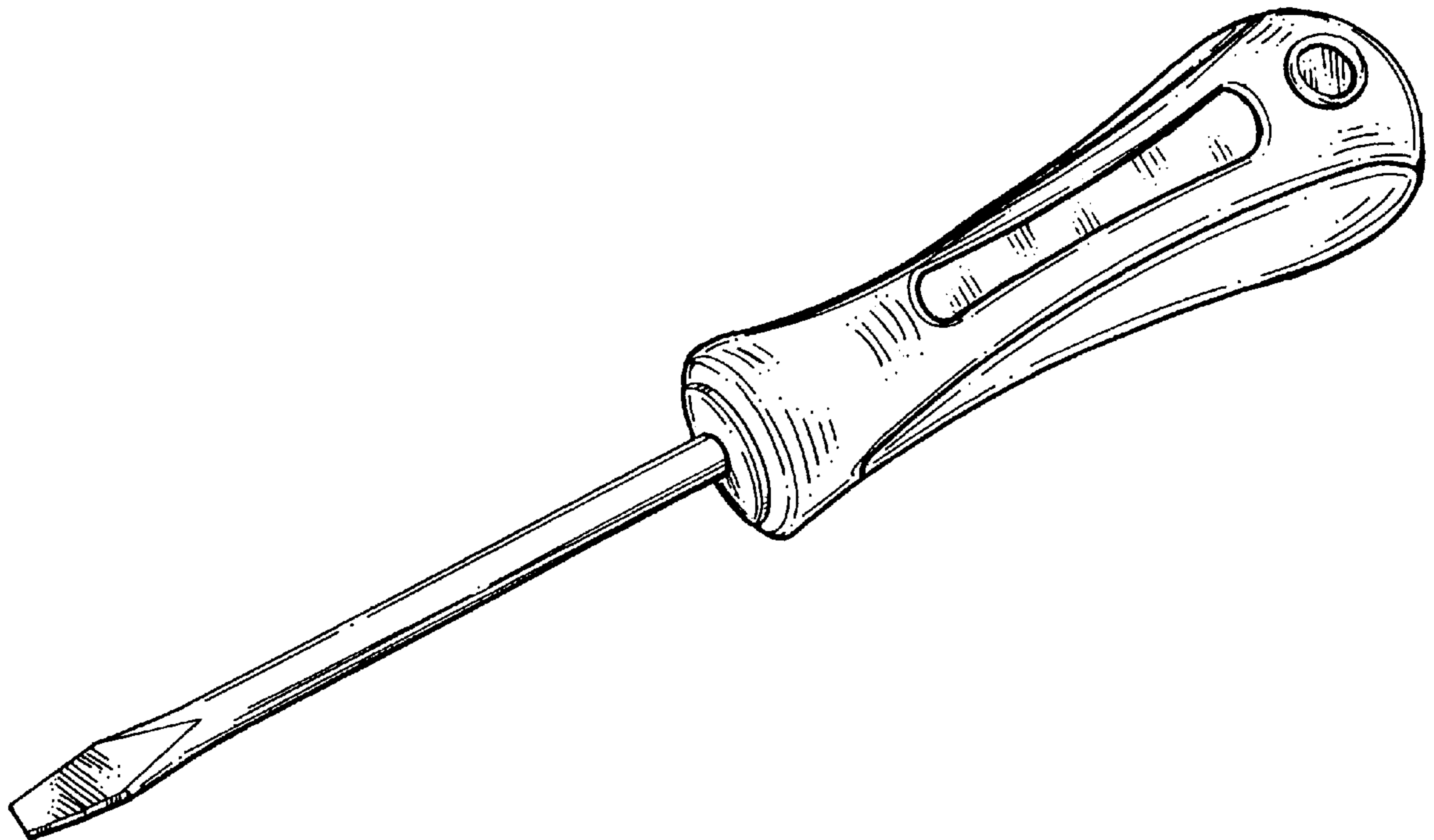
FIG. 3 is a rear elevational view thereof;

FIG. 4 is a top plan view thereof;

FIG. 5 is a left side elevational view thereof; and,

FIG. 6 is a right side elevational view thereof.

**1 Claim, 4 Drawing Sheets**



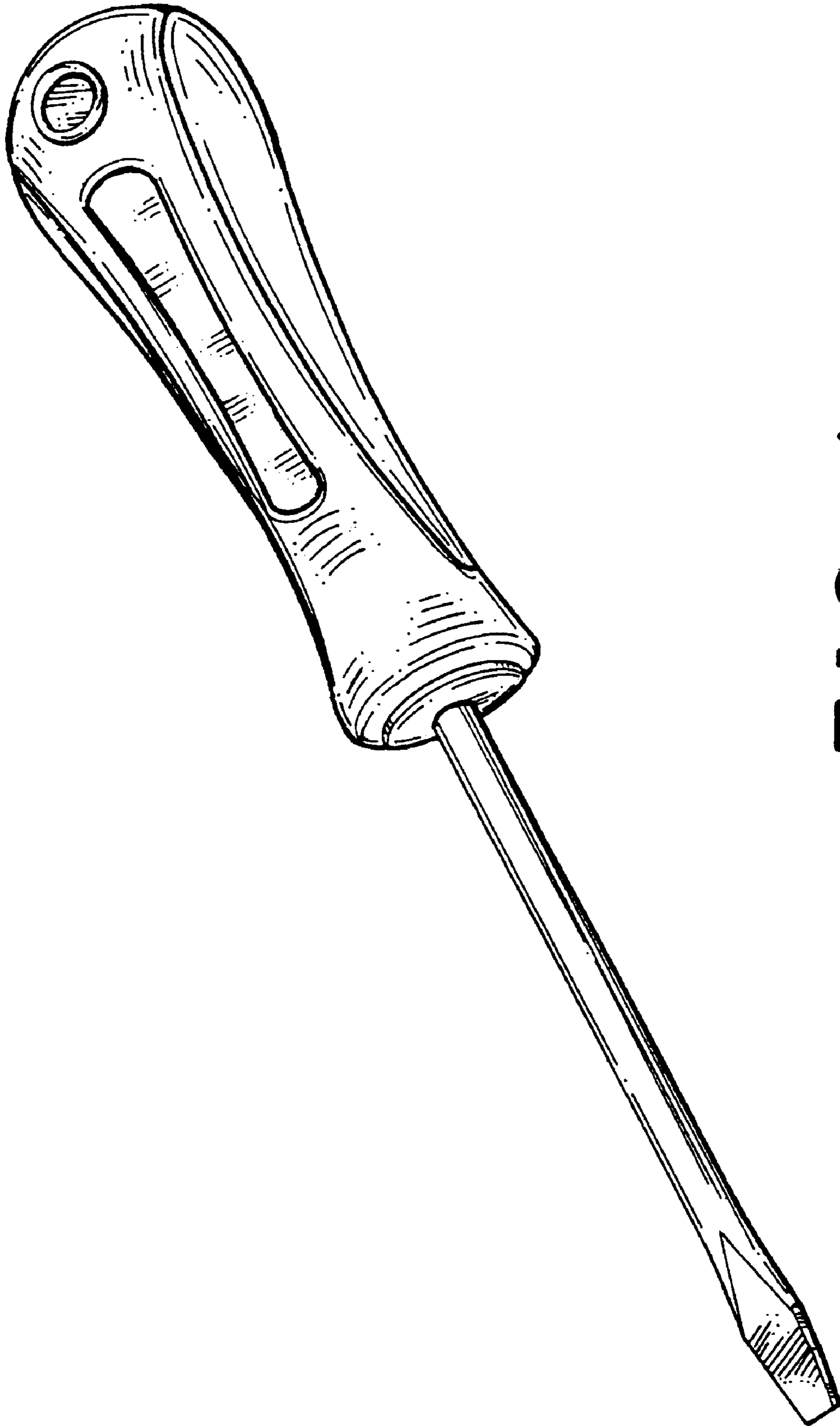


FIG. 1




FIG. 2

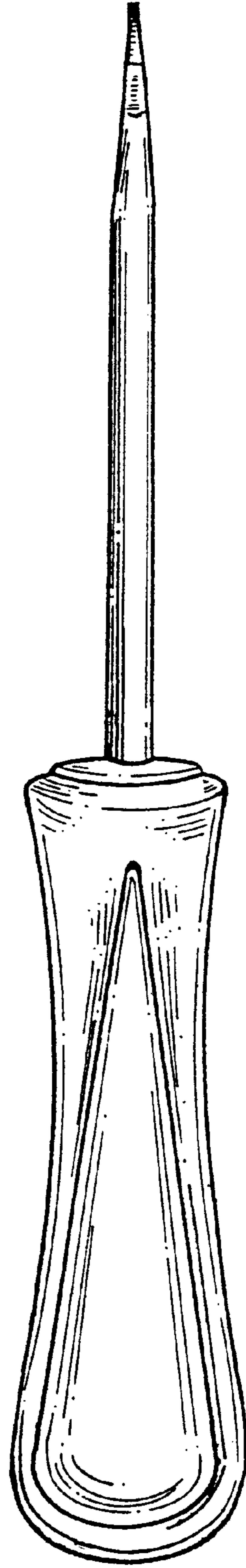


FIG. 3




FIG. 4

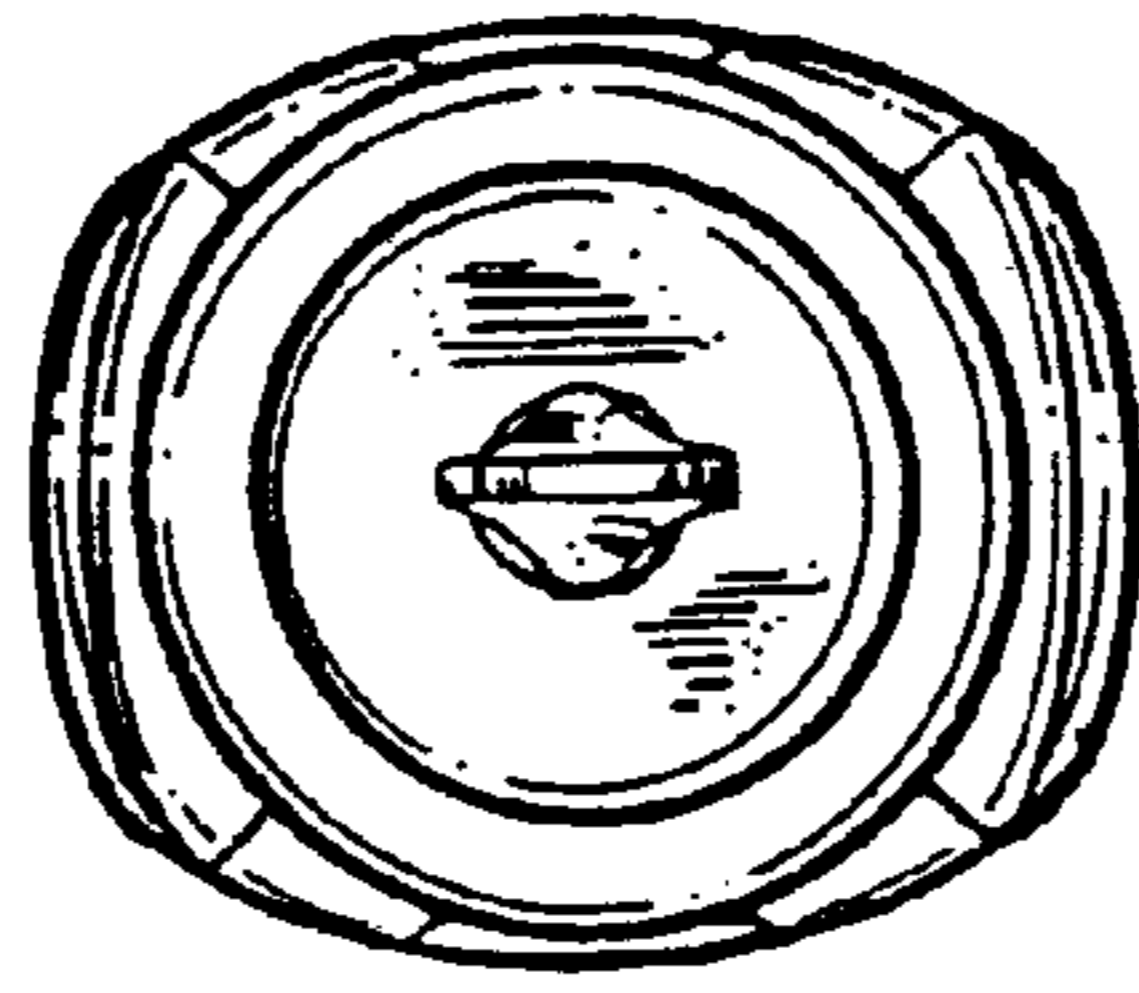


FIG. 5

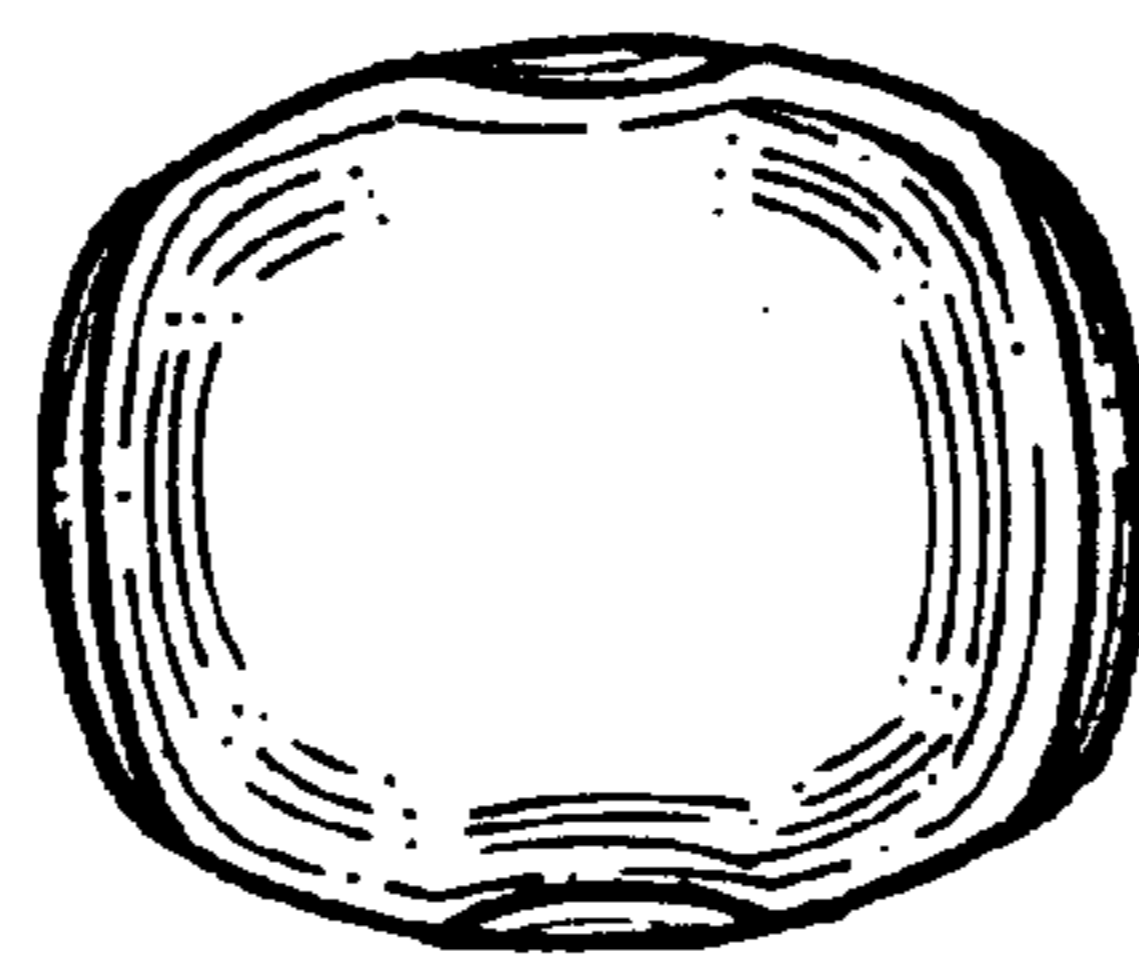


FIG. 6