



US00D440475S

(12) **United States Design Patent**
Fuchs et al.

(10) **Patent No.:** **US D440,475 S**

(45) **Date of Patent:** **** Apr. 17, 2001**

(54) **CUTTING BLADE**

(75) Inventors: **Wolfgang Fuchs**, Filderstadt; **Eduard Gansel**, Dettenhausen; **Uwe Engelfried**, Ostfildern; **Rudolf Fuchs**, Neuhausen, all of (DE)

(73) Assignee: **Robert Bosch GmbH**, Stuttgart (DE)

(**) Term: **14 Years**

(21) Appl. No.: **29/099,937**

(22) Filed: **Feb. 1, 1999**

(30) **Foreign Application Priority Data**

Jul. 31, 1998 (DE) 498 07 635

(51) **LOC (7) Cl.** **08-03**

(52) **U.S. Cl.** **D8/70; D8/98; D8/20**

(58) **Field of Search** D15/133, 127, D15/139; D8/20, 98; 83/597, 666, 673, 607, 608, 609

(56) **References Cited**

U.S. PATENT DOCUMENTS

D. 31,362 * 8/1899 McDonner D8/20

D. 274,183 * 6/1984 Prokop et al. D15/139
D. 406,023 * 2/1999 Okada D8/20
4,920,652 * 5/1990 Johnson 30/504

OTHER PUBLICATIONS

Bosch Catalog, pp. 70, 71, 78, 79, 82, 83, 88, saw blades, 1990.*

* cited by examiner

Primary Examiner—Philip S. Hyder

(74) *Attorney, Agent, or Firm*—Michael J. Striker

(57) **CLAIM**

The ornamental design for a cutting blade, as shown and described.

DESCRIPTION

FIG. 1 is a side elevational view of a cutting blade showing our new design;

FIG. 2 is a side elevational view opposite FIG. 1;

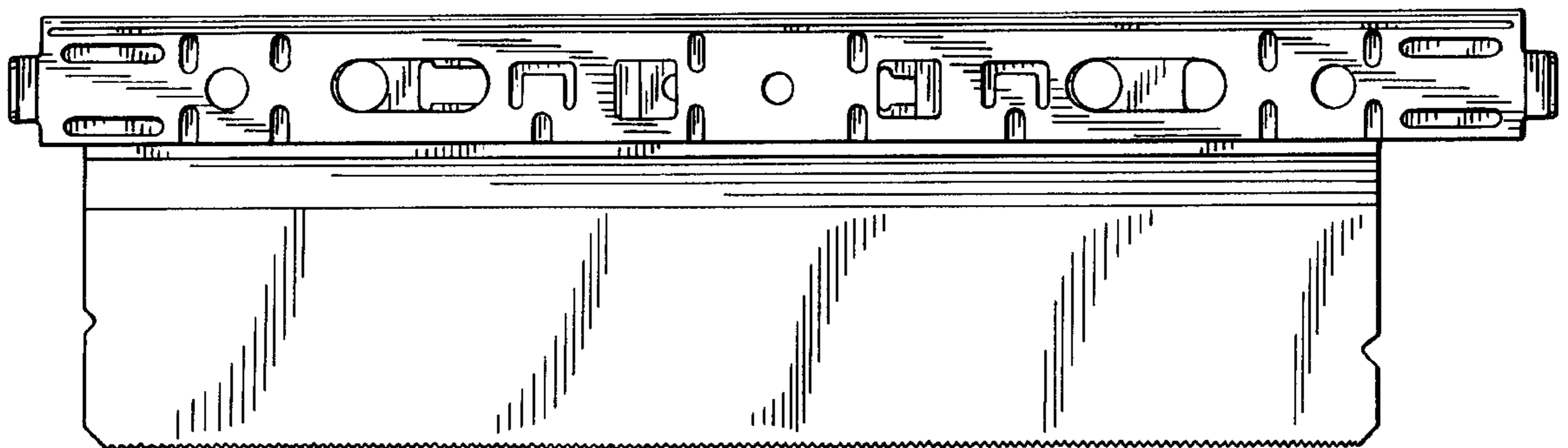
FIG. 3 is a top plan view thereof;

FIG. 4 is a bottom plan view thereof;

FIG. 5 is a front elevational view thereof; and,

FIG. 6 is a rear elevational view thereof.

1 Claim, 2 Drawing Sheets



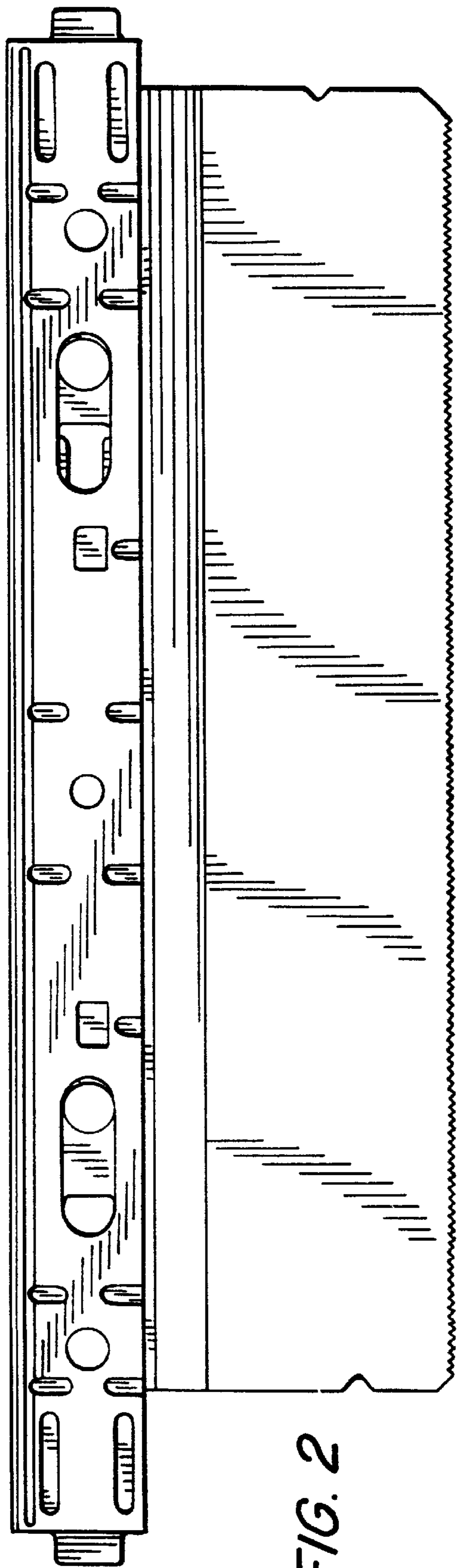
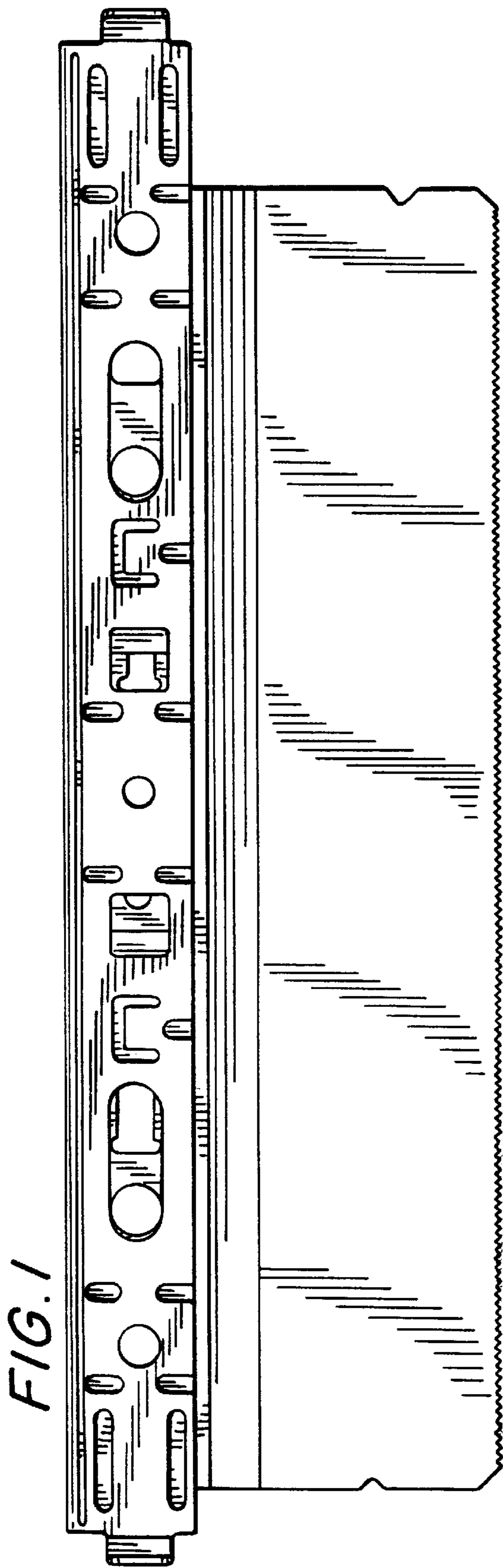


FIG. 1

FIG. 2

FIG. 3



FIG. 4

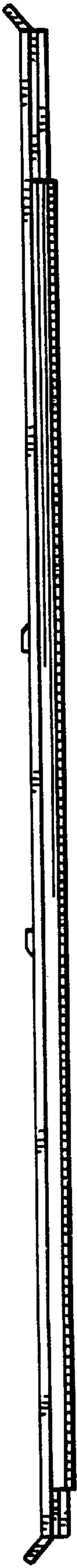


FIG. 6



FIG. 5

