



US00D440465S

(12) **United States Design Patent**
La Torre et al.

(10) **Patent No.: US D440,465 S**

(45) **Date of Patent: ** Apr. 17, 2001**

(54) **DRINKING CUP**

(75) Inventors: **Richard D. La Torre**, Oakland; **David C. Stowers; Rebecca P. Feldman**, both of Morristown, all of NJ (US); **Tyra J. Kessler; Max J. Kessler**, both of Ephrata, PA (US)

(73) Assignee: **Playtex Products, Inc.**, Westport, CT (US)

(**) Term: **14 Years**

(21) Appl. No.: **29/111,652**

(22) Filed: **Sep. 30, 1999**

(51) **LOC (7) Cl.** **07-01**

(52) **U.S. Cl.** **D7/523; D7/510**

(58) **Field of Search** D7/536, 523, 514, D7/532, 509, 510, 511, 623; D9/503, 513; 220/729, 23.86, 715, 713; 229/402; 206/520

(56) **References Cited**

U.S. PATENT DOCUMENTS

- D. 88,258 11/1932 Rose .
- D. 237,853 12/1975 Katz .
- D. 282,232 1/1986 Bussell .
- D. 285,656 9/1986 Champion .
- D. 308,575 6/1990 Mariol .
- D. 310,567 9/1990 Fitzpatrick .
- D. 312,878 12/1990 Mariol .
- D. 313,075 12/1990 Mariol .
- D. 329,170 9/1992 Hoffer .
- D. 356,160 3/1995 Cautereels .
- D. 359,417 6/1995 Chen .
- D. 361,469 8/1995 Young .
- D. 366,987 2/1996 Allegre .
- D. 383,037 9/1997 Asberg .
- D. 385,748 11/1997 Iodice et al. .

- D. 387,247 12/1997 Randolph .
- D. 388,660 1/1998 Gründl .
- D. 397,444 8/1998 Ibey .
- D. 397,906 9/1998 Briggs et al. .
- D. 404,254 1/1999 Asberg .
- D. 404,491 1/1999 Scott .
- D. 408,221 4/1999 Asberg .
- 3,366,261 1/1968 Dewey .
- 4,303,170 12/1981 Panicci .
- 5,147,066 9/1992 Snider .
- 5,294,018 3/1994 Boucher .

FOREIGN PATENT DOCUMENTS

3118976 2/1982 (DE) .

OTHER PUBLICATIONS

Back of MAM package "NO MESDS—NO STRESS".
Back of Playtex package SPILL PROOF® CUP.

Primary Examiner—M. N. Pandozzi

(74) *Attorney, Agent, or Firm*—Ohlandt, Greeley, Ruggiero & Perle, LLP

(57) **CLAIM**

The ornamental design for a drinking cup, as shown and described.

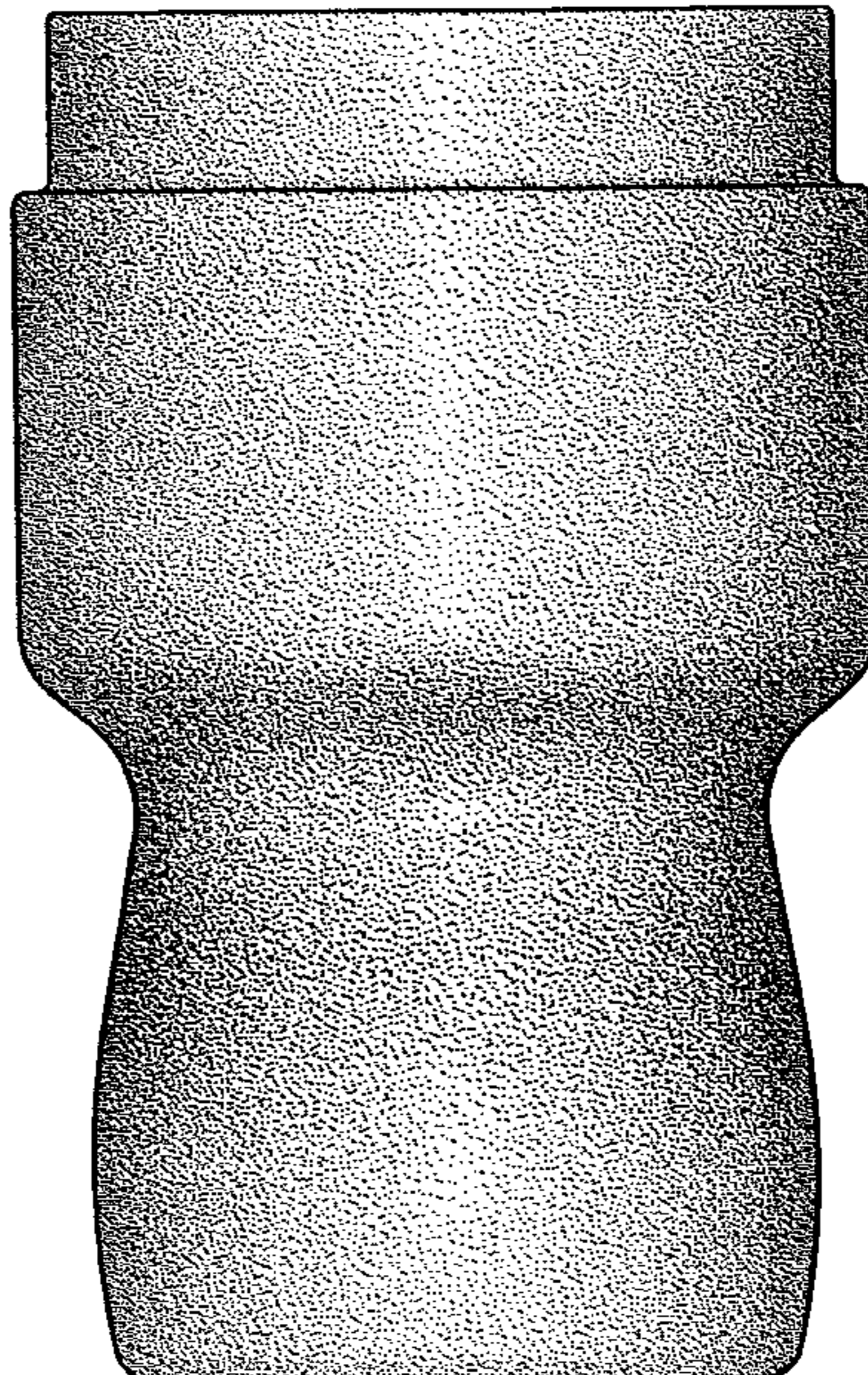
DESCRIPTION

FIG. 1 is a perspective view of a drinking cup showing our new design, the threads and lid of the cup being shown in broken lines for illustrative purposes only and forming no part of the claimed design;

FIG. 2 is a front view of the of the drinking cup of FIG. 1; FIG. 3 is a top view of the drinking cup of FIG. 1; and, FIG. 4 is a bottom view of the drinking cup of FIG. 1.

The broken line showing in FIGS. 1–3 is for illustrative purposes only and forms no part of the claimed design.

1 Claim, 3 Drawing Sheets



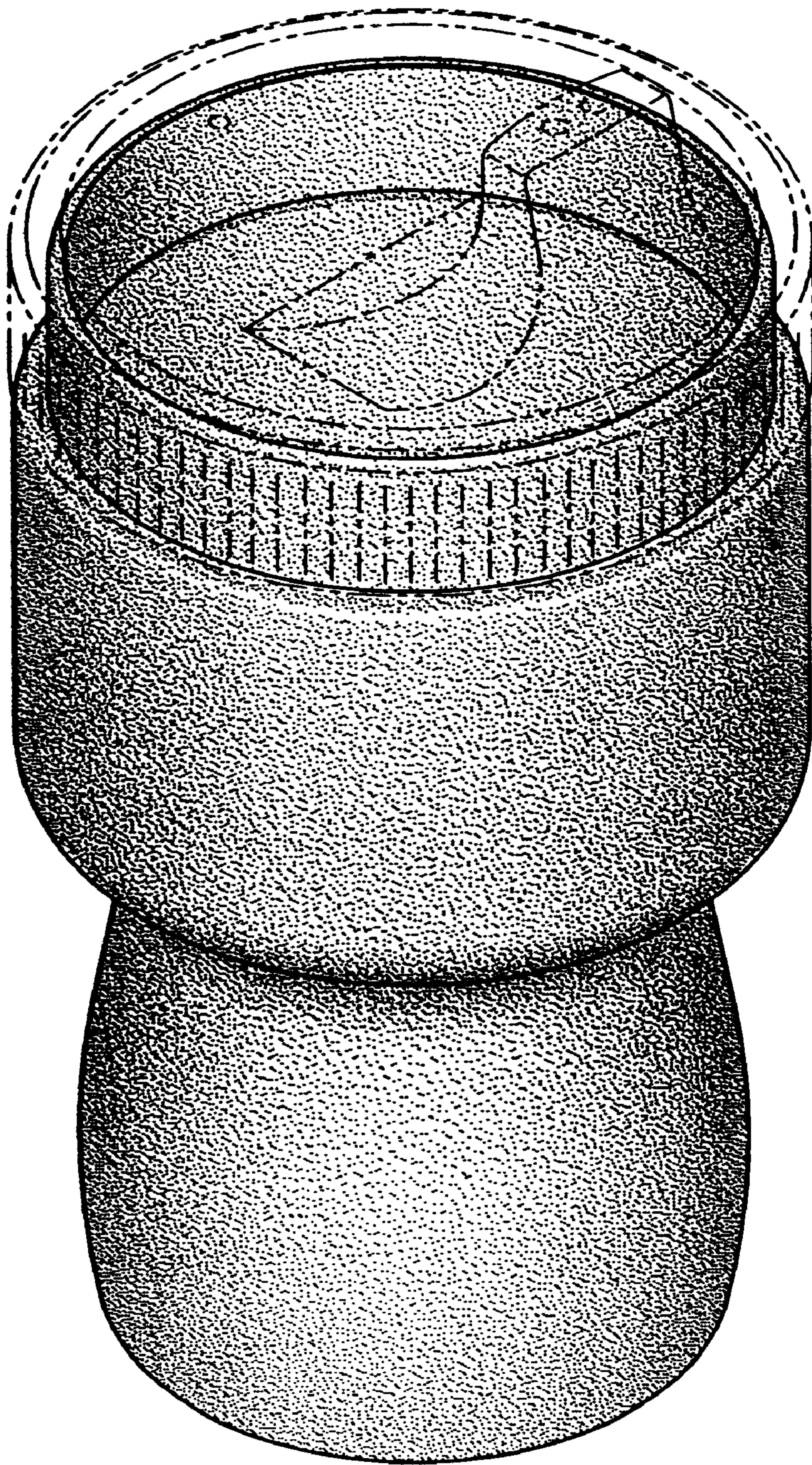


FIG. 1

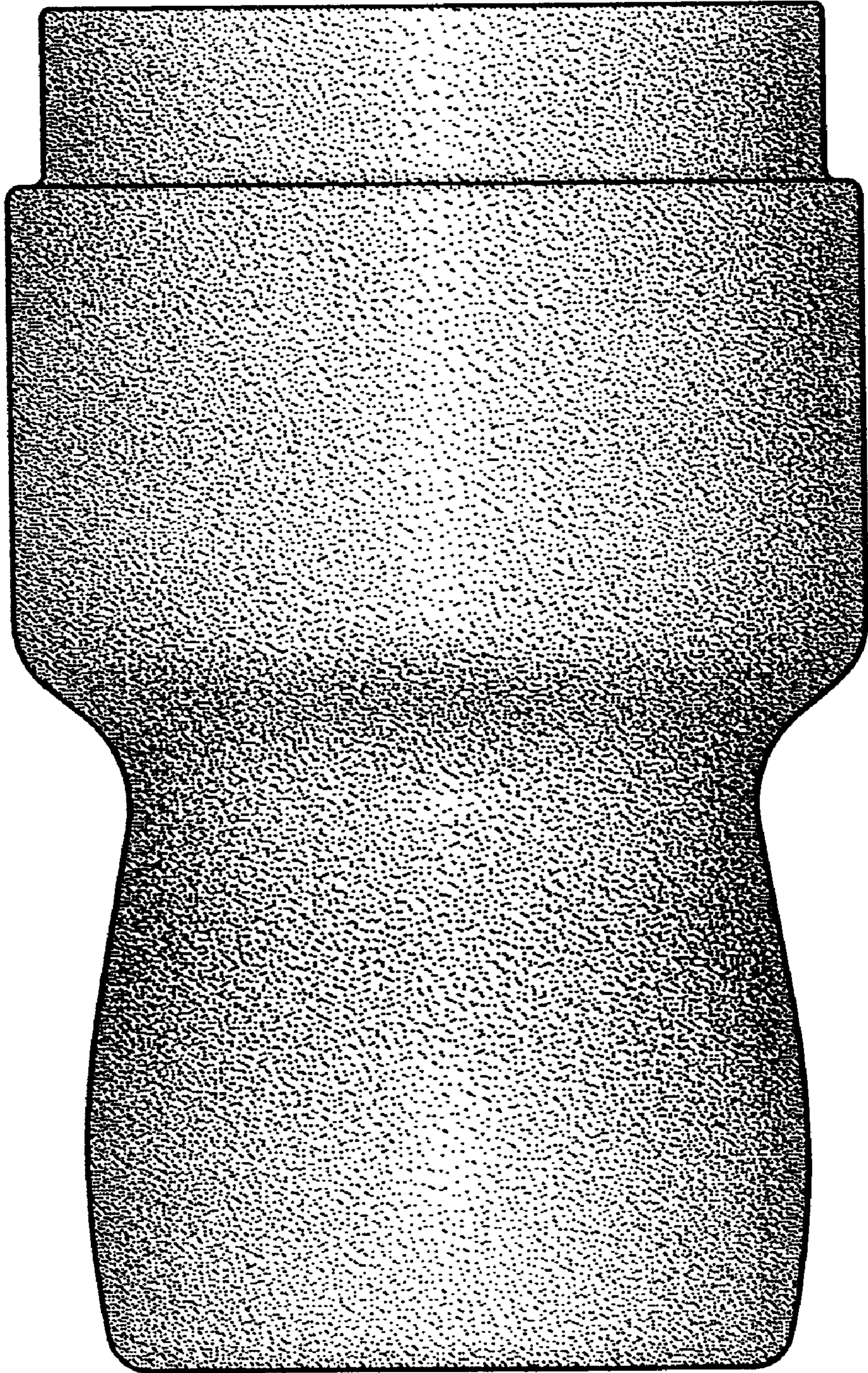


FIG. 2




FIG. 3

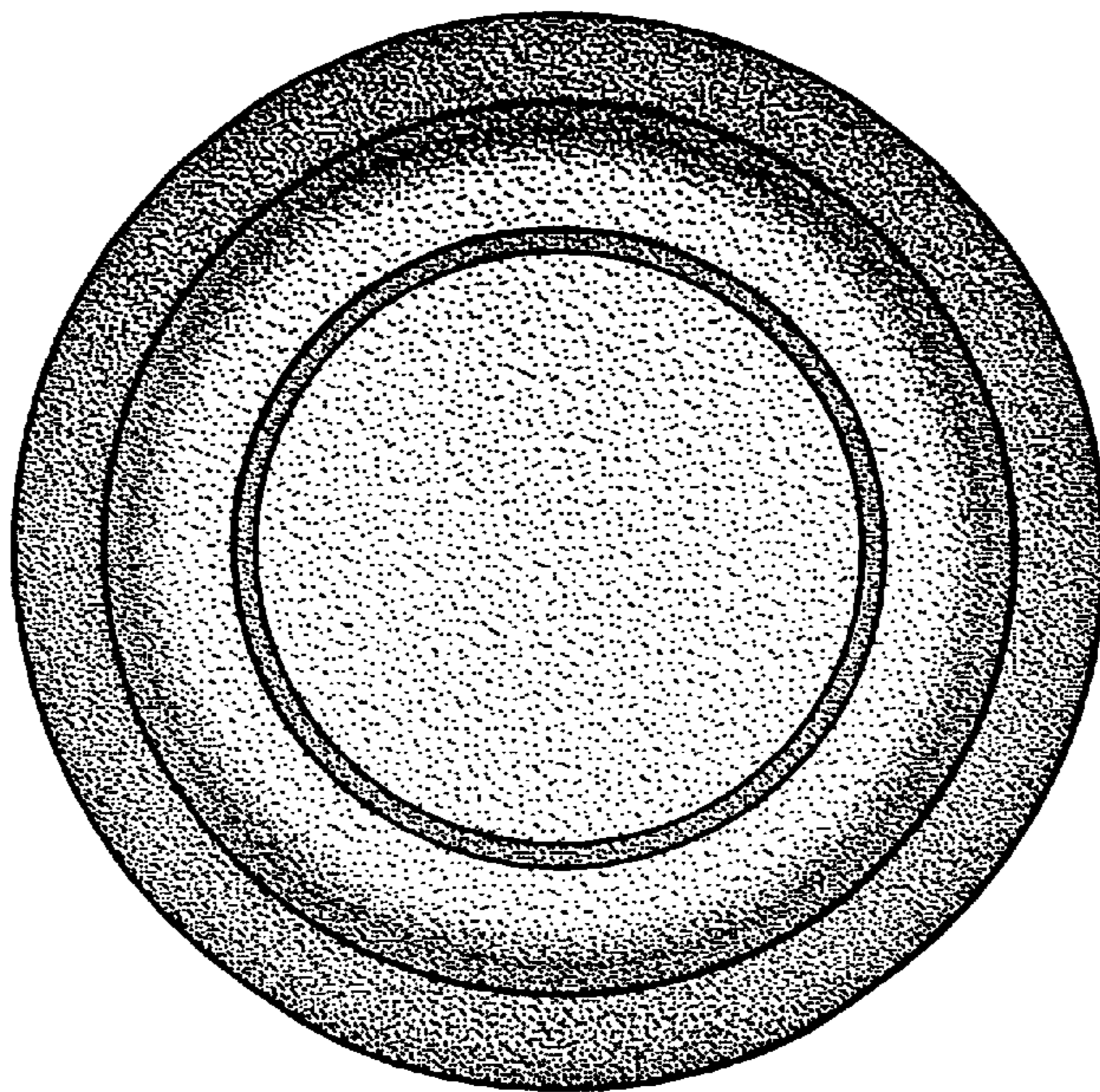


FIG. 4