



US00D440459S

(12) **United States Design Patent**
Durbin et al.

(10) **Patent No.:** **US D440,459 S**

(45) **Date of Patent:** **** Apr. 17, 2001**

(54) **FROTHING PITCHER**

(75) Inventors: **Jenel Durbin; Michael Thuma**, both
of LaGrange, IL (US)

(73) Assignee: **Wilton Industries, Inc.**, Woodridge, IL
(US)

(**) Term: **14 Years**

(21) Appl. No.: **29/114,380**

(22) Filed: **Nov. 23, 1999**

(51) **LOC (7) Cl.** **07-01**

(52) **U.S. Cl.** **D7/318; D7/316**

(58) **Field of Search** D7/322, 312, 300,
D7/316, 317, 318, 319, 321, 600; 220/504,
374; 215/398; 210/282; 222/188, 144.5,
415.1

(56) **References Cited**

U.S. PATENT DOCUMENTS

D. 120,484	*	5/1940	Haus	D7/317
D. 157,795	*	3/1950	Schwarz	D7/317
D. 214,392	*	6/1969	Gulotta	D7/316
D. 293,871	*	1/1988	Turner et al.	D7/318
D. 303,904	*	10/1989	Wolfenden	D7/317
D. 306,547	*	3/1990	Wolfenden	D7/317

D. 334,685	*	4/1993	Coulter	D7/317
D. 338,367	*	8/1993	Fonville	D7/317
D. 343,546	*	1/1994	Zimmerman	D7/319
D. 379,732	*	6/1997	Jeppesen et al.	D7/319
D. 388,274	*	12/1997	Wang	D7/317
D. 389,006	*	1/1998	Demore et al.	D7/319
D. 395,784	*	7/1998	Michaeli	D7/319
3,861,565	*	1/1975	Rickmeier, Jr.	222/131

* cited by examiner

Primary Examiner—M. N. Pandozzi

(74) *Attorney, Agent, or Firm*—Piper Marbury Rudnick & Wolfe

(57) **CLAIM**

The ornamental design for a frothing pitcher, as shown.

DESCRIPTION

FIG. 1 is a perspective view of the frothing pitcher of the invention;
 FIG. 2 is a side elevational view thereof, the opposite side of which is an identical mirror image;
 FIG. 3 is a front elevational view thereof;
 FIG. 4 is a rear elevational view thereof;
 FIG. 5 is a top plan view thereof; and,
 FIG. 6 is a bottom plan view thereof.

1 Claim, 3 Drawing Sheets

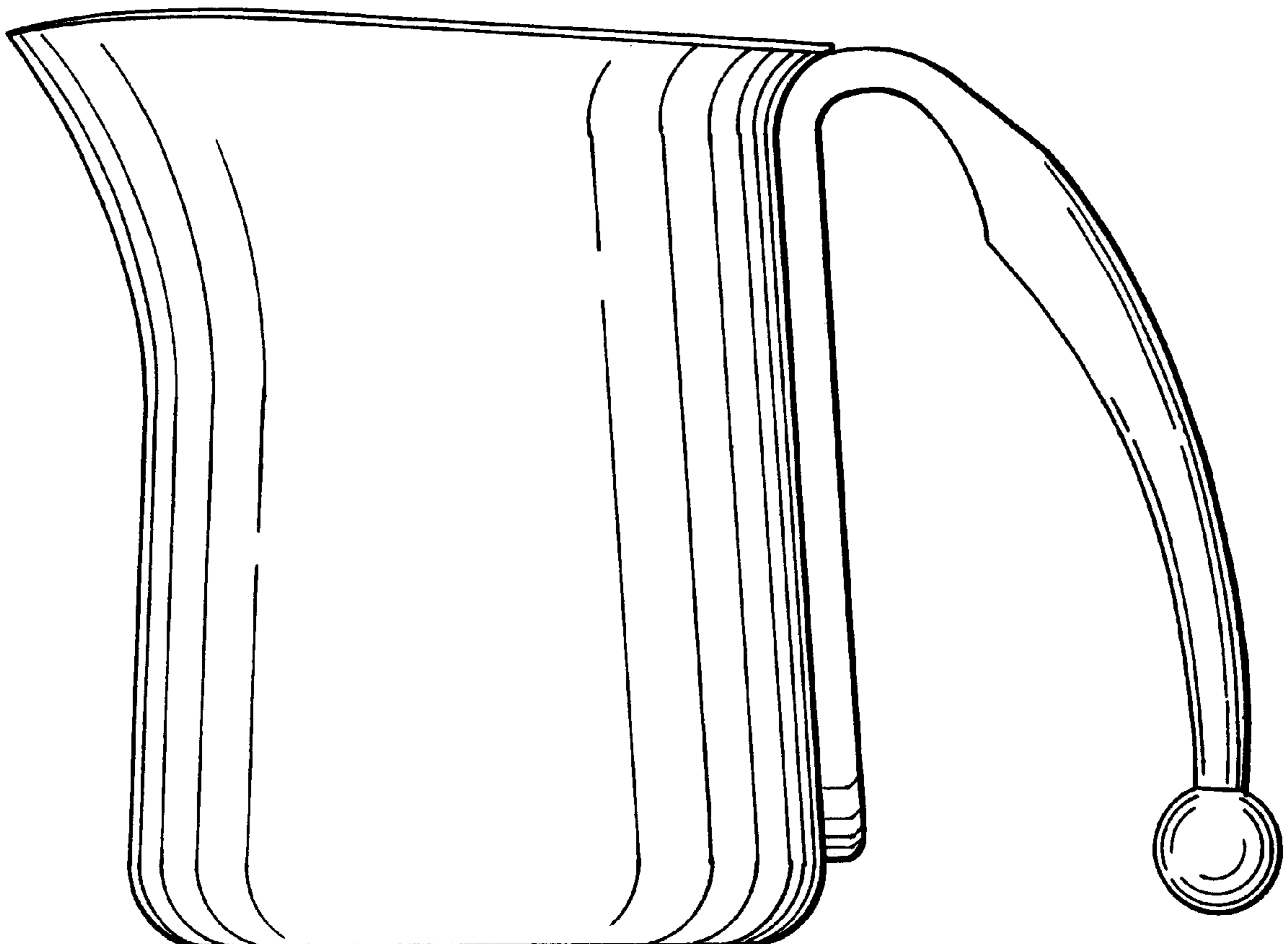


FIG.1




FIG.2




FIG.4

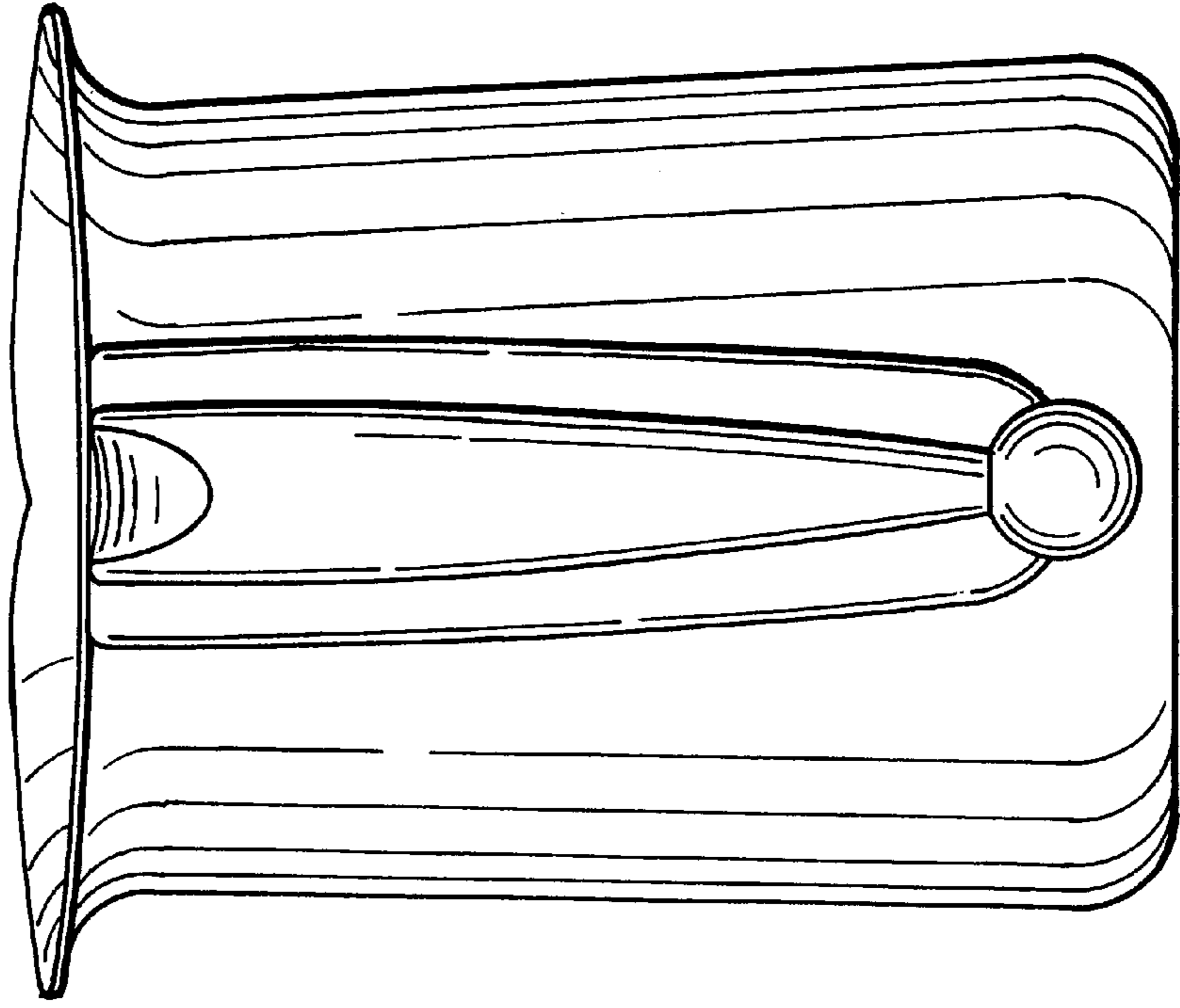


FIG.3

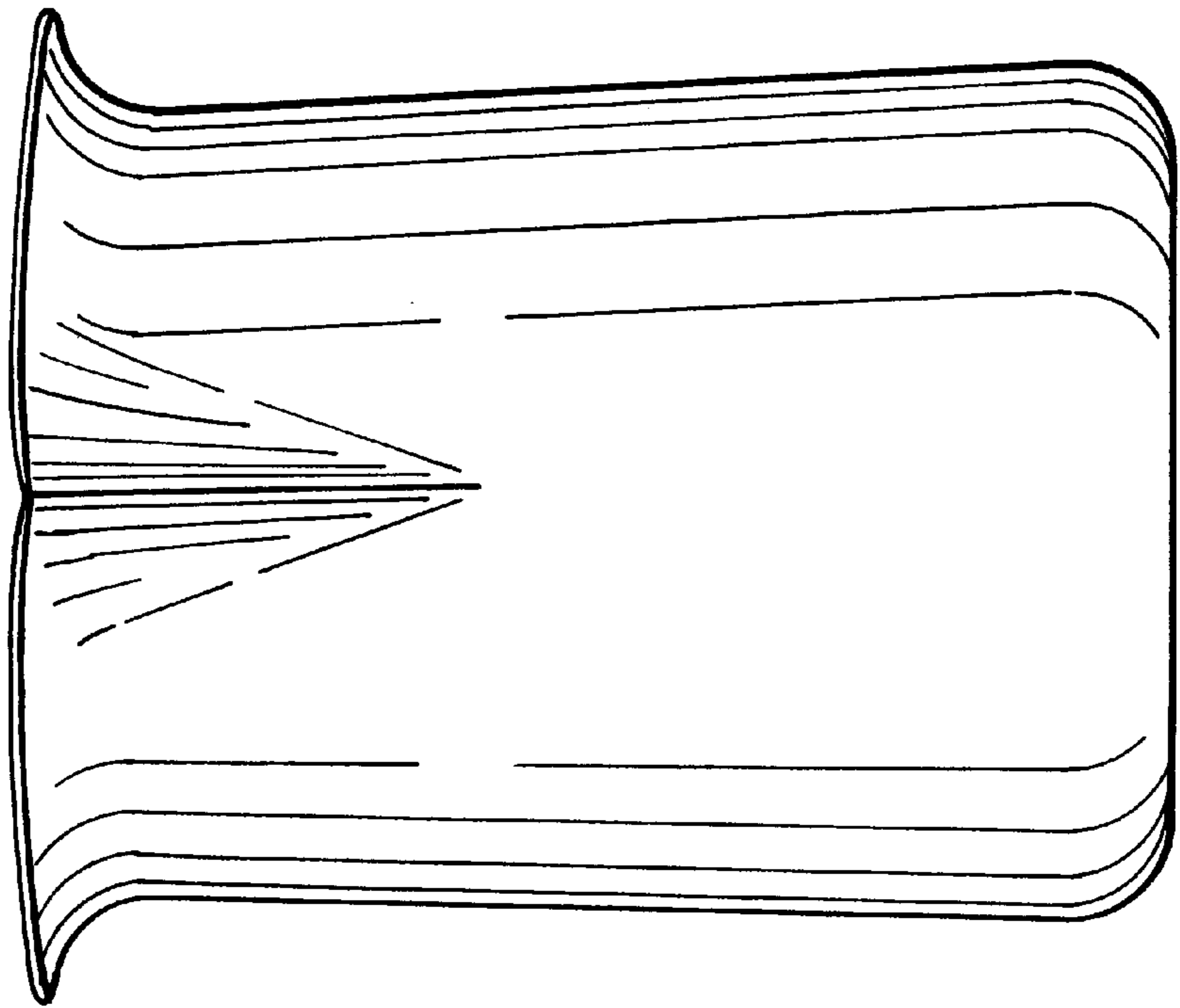


FIG.5

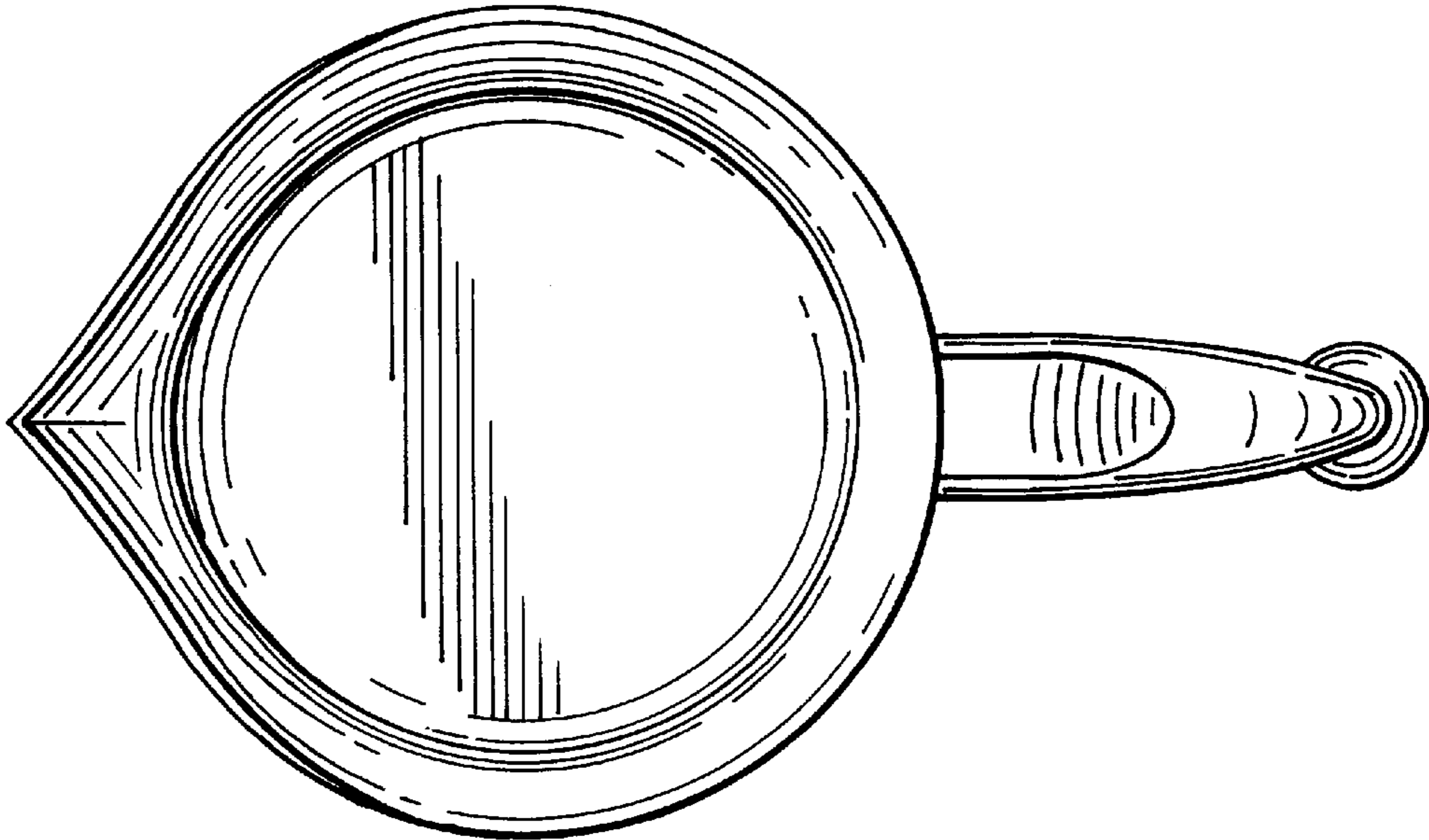


FIG.6

