



US00D440455S

(12) **United States Design Patent** (10) **Patent No.:** **US D440,455 S**
Dreitz (45) **Date of Patent:** **** Apr. 17, 2001**

(54) **CIRCULAR FABRIC ARTICLE SUCH AS A TOWEL**

Primary Examiner—Janice E. Seeger
(74) *Attorney, Agent, or Firm*—Robert Ryan Morishita; Anderson & Morishita, LLC

(76) **Inventor:** **Patricia Dreitz**, 2675 Windmill Pkwy., #1921, Henderson, NV (US) 89014

(57) **CLAIM**

(**) **Term:** **14 Years**

The ornamental design for a circular fabric article such as a towel, as shown and described.

(21) **Appl. No.:** **29/118,621**

DESCRIPTION

(22) **Filed:** **Feb. 11, 2000**

(51) **LOC (7) Cl.** **06-13**

FIG. 1 is a top view of an embodiment of the circular fabric article such as a towel of the present invention;

(52) **U.S. Cl.** **D6/608; D6/597; D6/599**

FIG. 2 is a front/rear view of the circular fabric article such as a towel of FIG. 1;

(58) **Field of Search** D6/595, 596, 601, D6/603, 597, 608, 609; 5/417-420, 485; 15/208, 209.1, 210.1; 139/396; D11/157, 174; 273/161; D5/27, 41, 65

FIG. 3 is a bottom view of the circular fabric article such as a towel of FIG. 1;

(56) **References Cited**

FIG. 4 is a side view of the circular fabric article such as a towel of FIG. 1;

U.S. PATENT DOCUMENTS

FIG. 5 is a top view of an embodiment of the circular fabric article such as a towel of the present invention;

D. 293,060	*	12/1987	Botbol	D6/608
D. 318,252	*	7/1991	Bakter	D11/157
D. 325,489	*	4/1992	Pratt	D6/608
D. 355,096		2/1995	Lang	.	
D. 384,854		10/1997	Olender	.	
D. 402,151	*	12/1998	Collingsworth	D6/608
D. 414,067	*	9/1999	Wickline et al.	D6/608
3,226,737		1/1966	Rote	.	
4,654,906		4/1987	Roberts	.	
4,671,393		6/1987	Rainey	.	
4,709,430		12/1987	Nicoll	.	
5,018,229		5/1991	Eberhart	.	
5,406,659		4/1995	Camp	.	
5,666,678		9/1997	Wall	.	
5,693,398		12/1997	Granger	.	
5,895,118	*	4/1999	Hensley	383/3
5,899,571		5/1999	Chalk	.	
5,966,757		10/1999	Sullivan	.	

FIG. 6 is a front/rear view of the circular fabric article such as a towel of FIG. 5;

FIG. 7 is a bottom view of the circular fabric article such as a towel of FIG. 5;

FIG. 8 is a side view of the circular fabric article such as a towel of FIG. 5;

FIG. 9 is a top view of an embodiment of the circular fabric article such as a towel of the present invention;

FIG. 10 is a front/rear view of the circular fabric article such as a towel of FIG. 9;

FIG. 11 is a bottom view of the circular fabric article such as a towel of FIG. 9; and,

FIG. 12 is a side view of the circular fabric article such as a towel of FIG. 9.

* cited by examiner

1 Claim, 3 Drawing Sheets

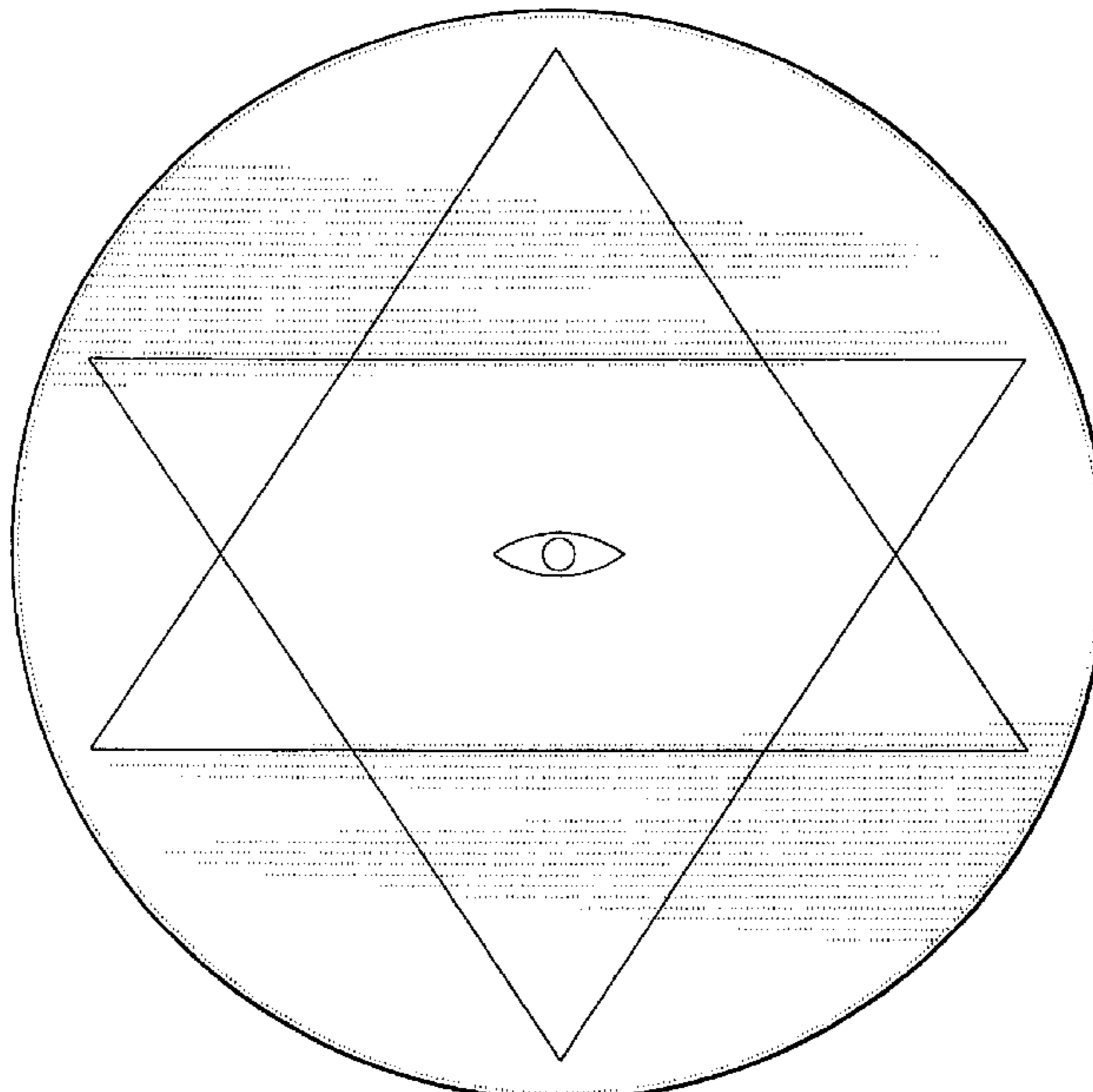


FIG. 1

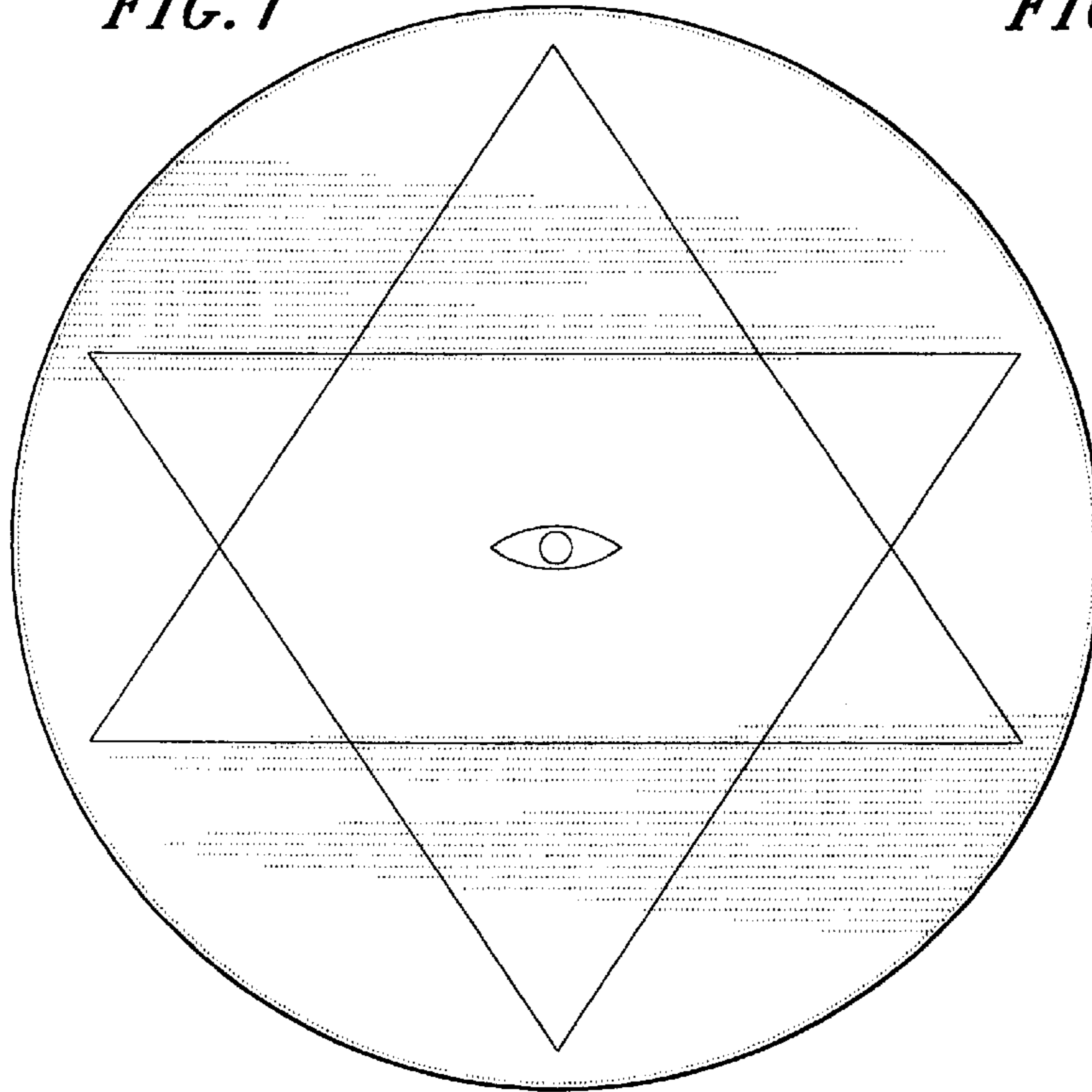


FIG. 4



FIG. 2

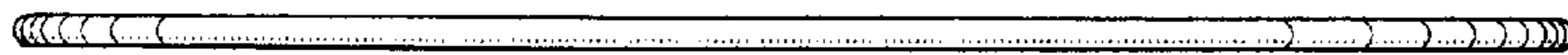


FIG. 3

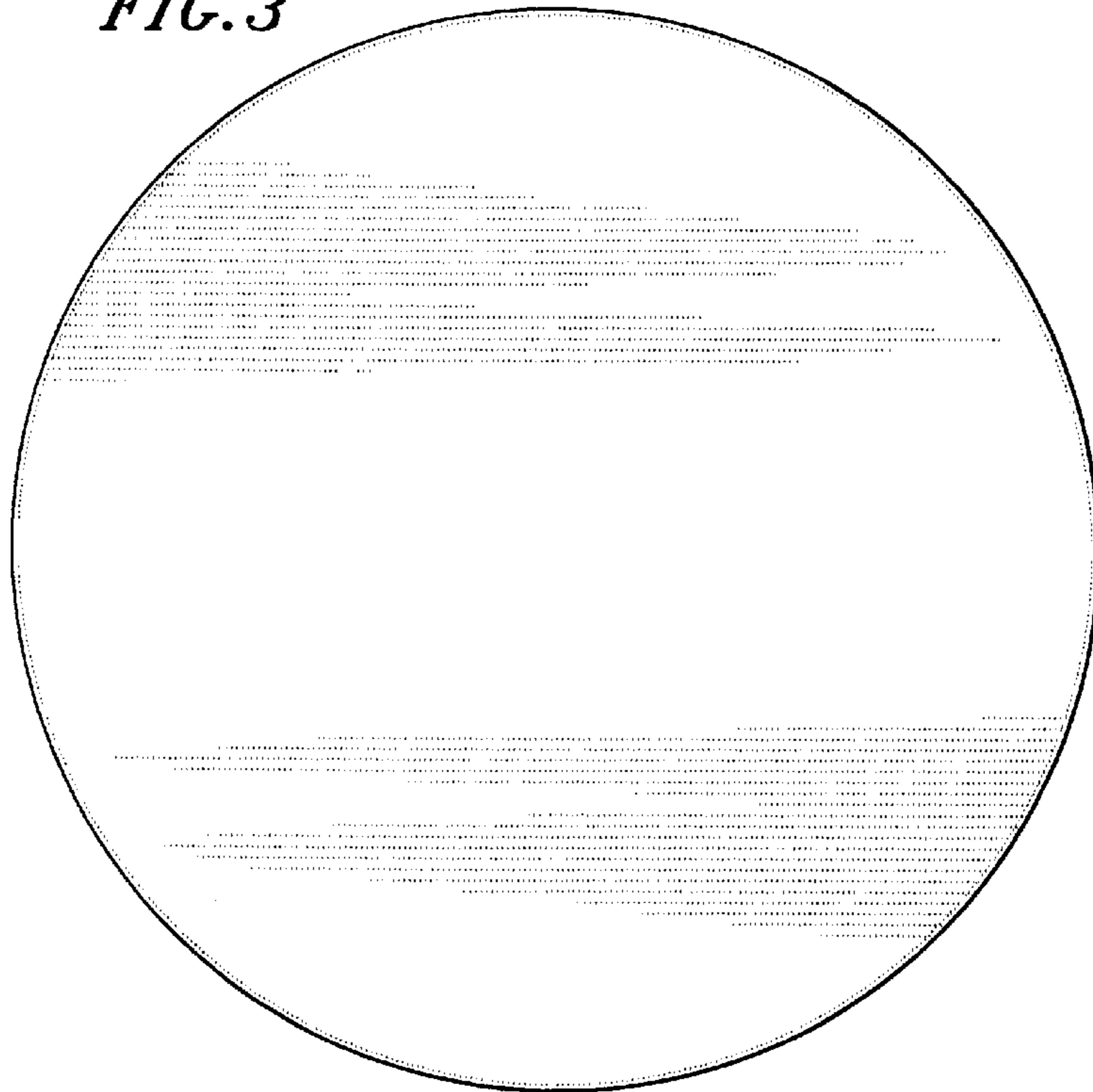


FIG. 5

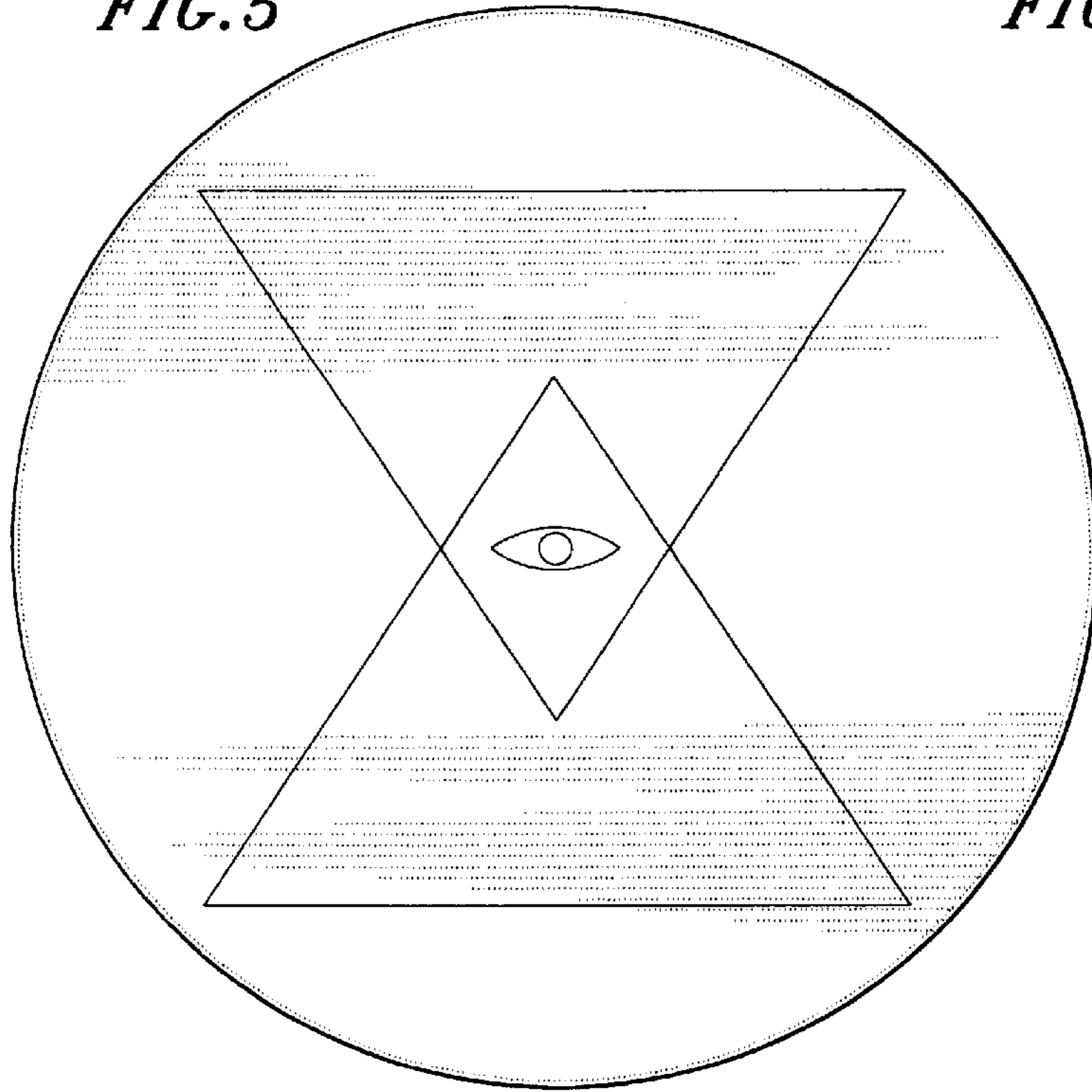


FIG. 8



FIG. 6

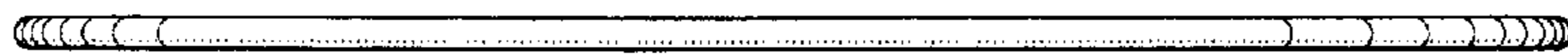


FIG. 7




FIG. 9

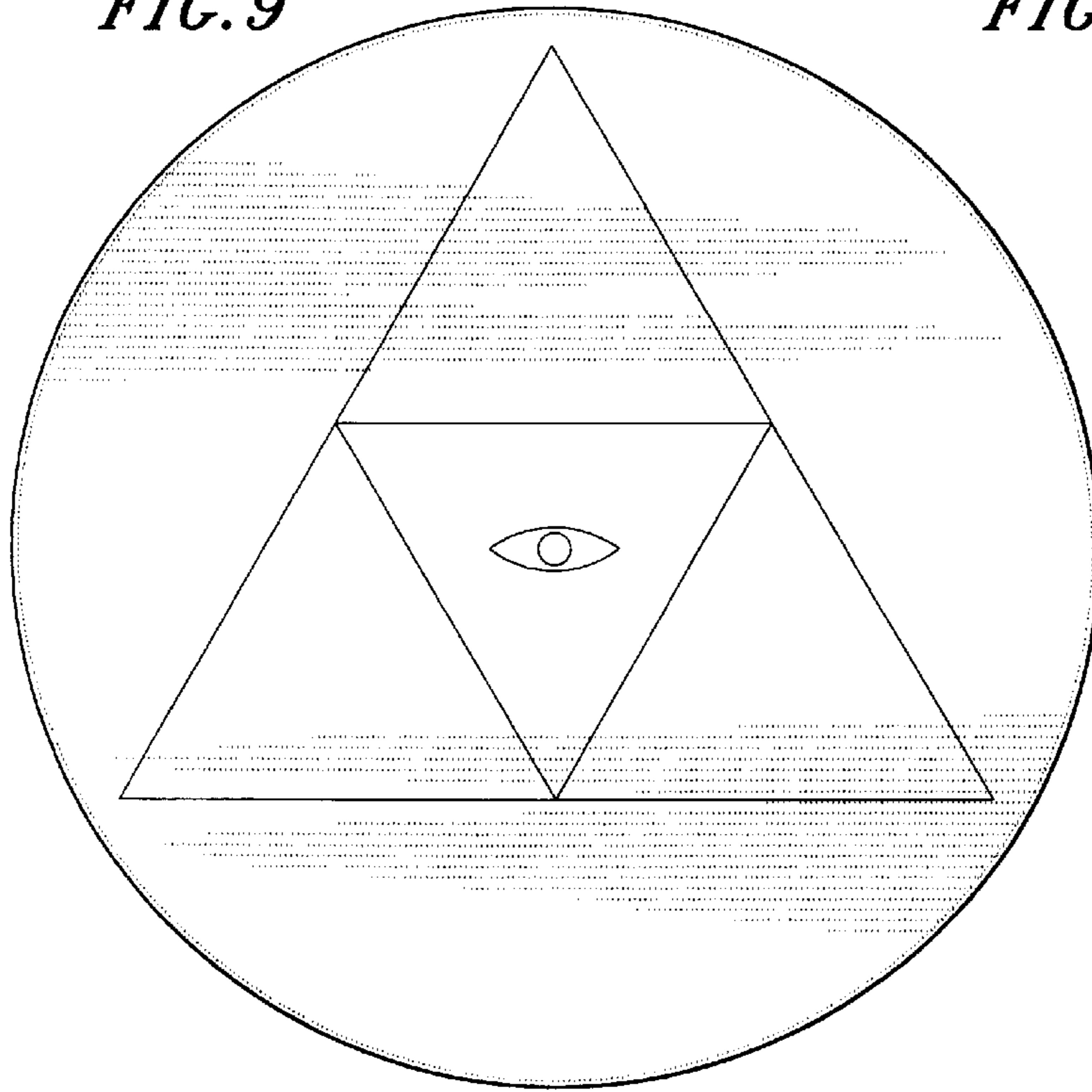


FIG. 12




FIG. 10




FIG. 11

