



US00D440451S

(12) **United States Design Patent**
Roberts et al.

(10) **Patent No.: US D440,451 S**

(45) **Date of Patent: ** Apr. 17, 2001**

(54) **SEAT CUSHION**

D. 404,209 * 1/1999 Hunsaker D6/334
D. 414,948 * 10/1999 Slanec et al. D6/356

(75) Inventors: **Brian G. Roberts**, Toronto; **Ron Tsang**, Ajax, both of (CA)

OTHER PUBLICATIONS

Self Care Holiday 1994, p. 19, cushion at bottom.*

* cited by examiner

(73) Assignee: **Bio-Support Industries Ltd.**, Toronto (CA)

Primary Examiner—Janice E. Seeger

(**) Term: **14 Years**

(74) *Attorney, Agent, or Firm*—Bereskin & Parr

(21) Appl. No.: **29/128,324**

(57) **CLAIM**

(22) Filed: **Aug. 23, 2000**

The ornamental design for a seat cushion, as shown and described.

(51) **LOC (7) Cl.** **06-09**

DESCRIPTION

(52) **U.S. Cl.** **D6/601**

FIG. 1 is an isometric view from the front end and to one side of the new design;
FIG. 2 is a front view;
FIG. 3 is a top view;
FIG. 4 is a right side view;
FIG. 5 is a left side view; and,
FIG. 6 is a rear view.

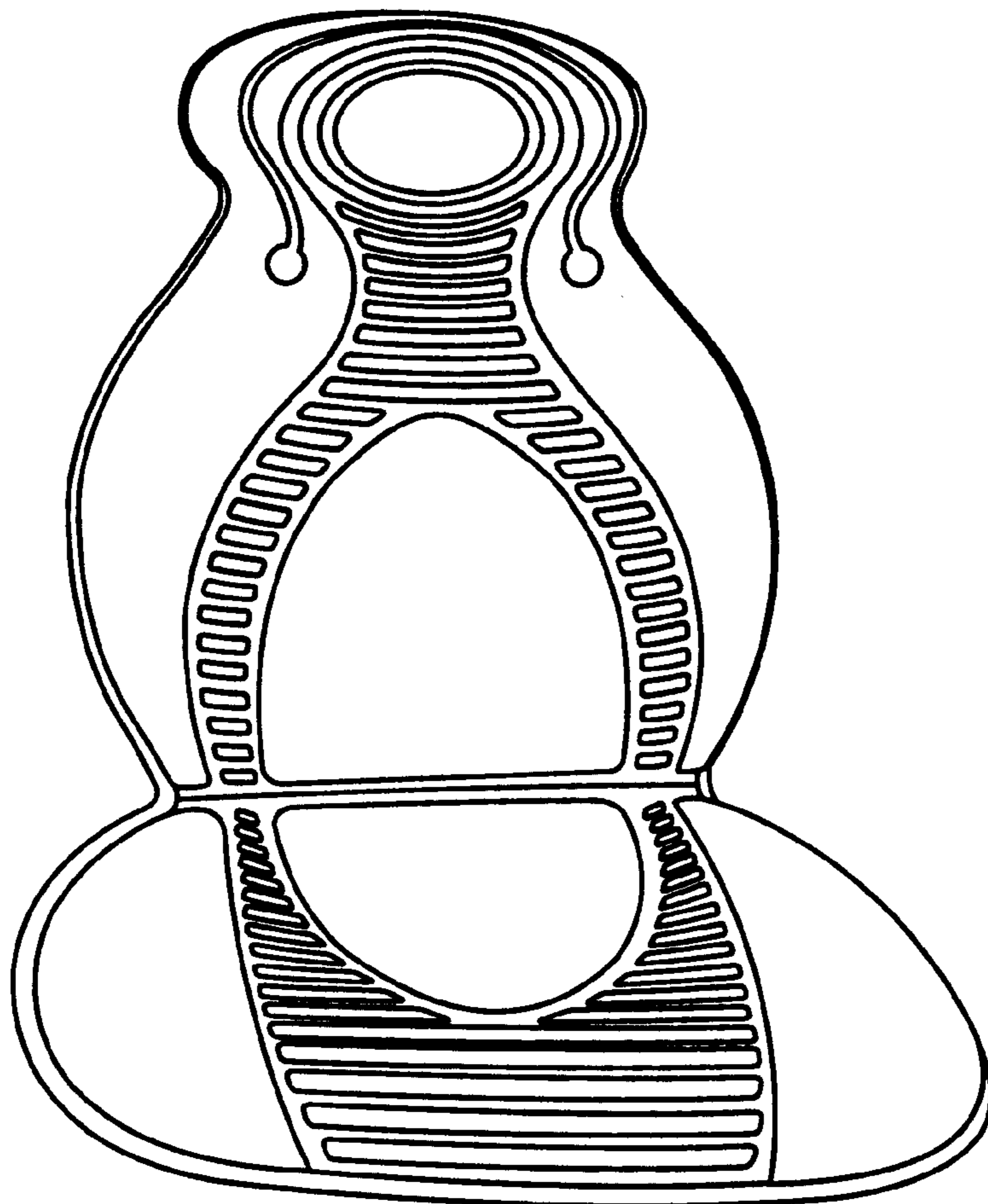
(58) **Field of Search** D6/595, 596, 601, D6/604, 611, 356; 5/630, 633, 636, 646, 652-655, 655.3, 655.5, 655.9, 656; 297/219.1, 225, 228.1, 229, 180.11, 452.41

(56) **References Cited**

U.S. PATENT DOCUMENTS

D. 234,555 * 3/1975 Barecki D6/356
D. 336,203 * 6/1993 Lin D6/601

1 Claim, 2 Drawing Sheets



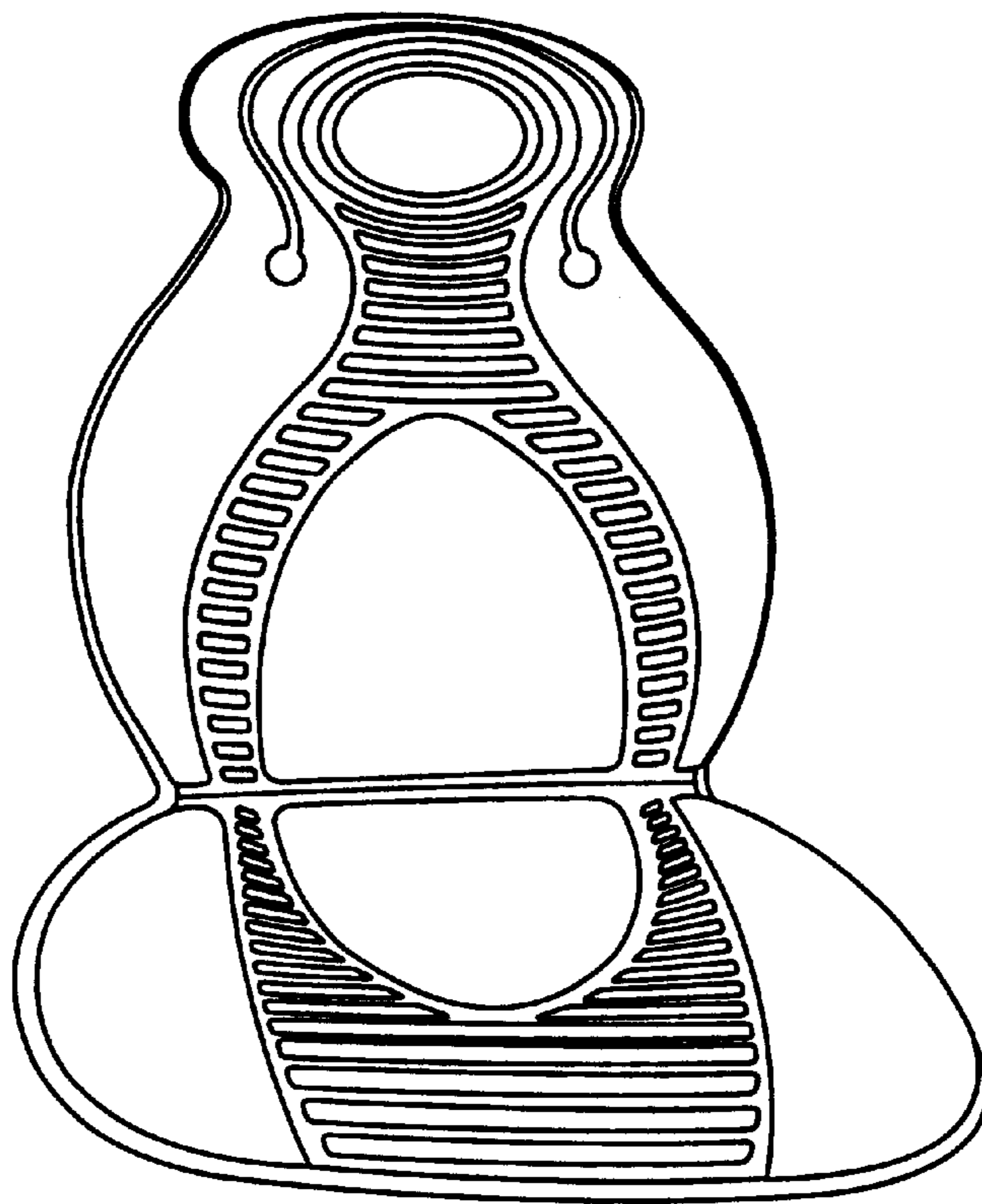


FIGURE 1




FIGURE 2




FIGURE 3




FIGURE 4




FIGURE 5




FIGURE 6