



US00D440433S

(12) **United States Design Patent**
Heiny et al.

(10) **Patent No.: US D440,433 S**

(45) **Date of Patent: ** Apr. 17, 2001**

(54) **DISPLAY UNIT**

(75) Inventors: **Ulrich Heiny; Thorsten Kernchen**,
both of Wolfsburg; **Siegfried Kaupa**,
Braunschweig; **Achim Cirksena**,
Braunschweig; **Stephan Beddig**,
Braunschweig; **Gerd Stoll**,
Rösrath/Hoffnungsthal, all of (DE)

(73) Assignee: **Volkswagen AG**, Wolfsburg (DE)

(**) Term: **14 Years**

(21) Appl. No.: **29/113,285**

(22) Filed: **Nov. 2, 1999**

Related U.S. Application Data

(62) Division of application No. 29/094,187, filed on Sep. 28,
1998, now Pat. No. Des. 431,937.

(30) **Foreign Application Priority Data**

Mar. 26, 1998 (DE) M 98 03 053

(51) **LOC (7) Cl.** **06-04**

(52) **U.S. Cl.** **D6/477**

(58) **Field of Search** D6/396, 449, 466-469,
D6/477-479; 108/59-61, 92, 93, 96, 106,
107, 147.11; 211/85.26, 90.01, 90.04, 134,
135, 186, 187, 153, 190, 207, 49.1, 50,
70.1

(56) **References Cited**

U.S. PATENT DOCUMENTS

D. 276,863 * 12/1984 Franklin D6/449 X

D. 294,090 * 2/1988 Robertson D6/478
D. 394,963 * 6/1998 Gongora et al. D6/396
D. 399,679 * 10/1998 Gongora et al. D6/396 X
D. 405,976 * 2/1999 Beall D6/396
4,046,083 * 9/1977 Murdoch et al. 108/107

OTHER PUBLICATIONS

Reeve Store Equipment Catalog, Gondola End Units, p. 234,
Sep. 1983.*

* cited by examiner

Primary Examiner—Cathron Brooks

(74) *Attorney, Agent, or Firm*—Cohen, Pontani, Lieberman
& Pavane

(57) **CLAIM**

The ornamental design for a display unit, as shown and
described.

DESCRIPTION


FIG. 1 is a front and right side perspective view of the
display unit of the present invention, the left side is a mirror
image of the right;

FIG. 2 is a reduced top view of FIG. 1; and,

FIG. 3 is a reduced bottom view of FIG. 1.

The surfaces or portions of the article not shown in the
drawing or described in the specification form no part of the
claimed design.

1 Claim, 2 Drawing Sheets






FIG. 1

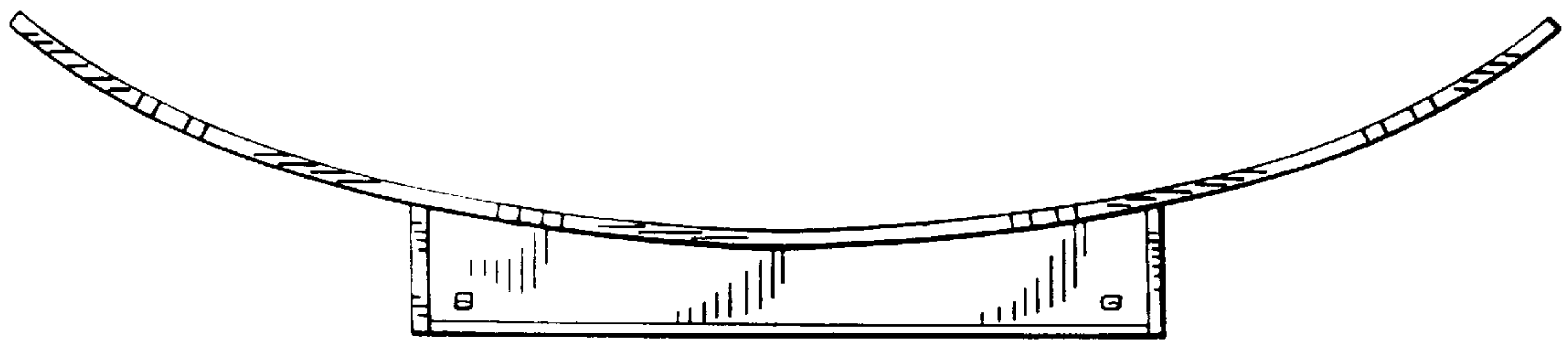
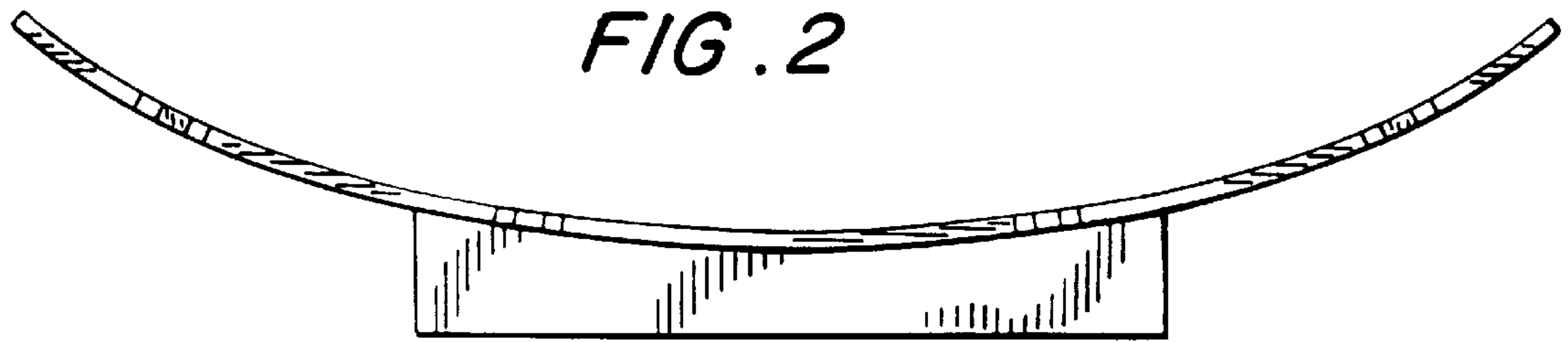


FIG. 3