



US00D440428S

(12) **United States Design Patent**
Melillo

(10) **Patent No.:** **US D440,428 S**

(45) **Date of Patent:** **** Apr. 17, 2001**

(54) **CABINET**

(75) **Inventor:** **Timothy Melillo**, Middlefield, OH (US)

(73) **Assignee:** **Kraftmaid Cabinetry, Inc.**,
Middlefield, OH (US)

(**) **Term:** **14 Years**

(21) **Appl. No.:** **29/118,360**

(22) **Filed:** **Feb. 7, 2000**

(51) **LOC (7) Cl.** **06-04**

(52) **U.S. Cl.** **D6/445**

(58) **Field of Search** D6/432, 436, 438,
D6/439, 445, 446, 448, 555, 559, 560,
561; 312/198, 199, 200, 204, 351.2

(56) **References Cited**

U.S. PATENT DOCUMENTS

- D. 223,374 * 4/1972 Firdmann D6/445
- D. 311,649 * 10/1990 Keller D6/445
- D. 312,361 * 11/1990 Palka D6/447
- D. 340,819 * 11/1993 Hutchinson D6/439

- D. 386,917 * 12/1997 Blevio D6/445
- D. 412,629 * 8/1999 Zaidman D6/445

OTHER PUBLICATIONS

Ikea Catalog, Akurum Kitchen Cabinets, p. 111, 1997.*

* cited by examiner

Primary Examiner—Cathron Brooks

(74) *Attorney, Agent, or Firm*—Edgar A. Zarins; Lloyd D. Doigan


(57) **CLAIM**

The ornamental design for a cabinet, as shown and described.

DESCRIPTION

FIG. 1 is a perspective view of a cabinet showing my design;
FIG. 2 is a front elevational view thereof;
FIG. 3 is a left side view thereof;
FIG. 4 is a right side view thereof; and,
FIG. 5 is a top plan view thereof.

1 Claim, 2 Drawing Sheets






Fig-1




Fig-2




Fig-4

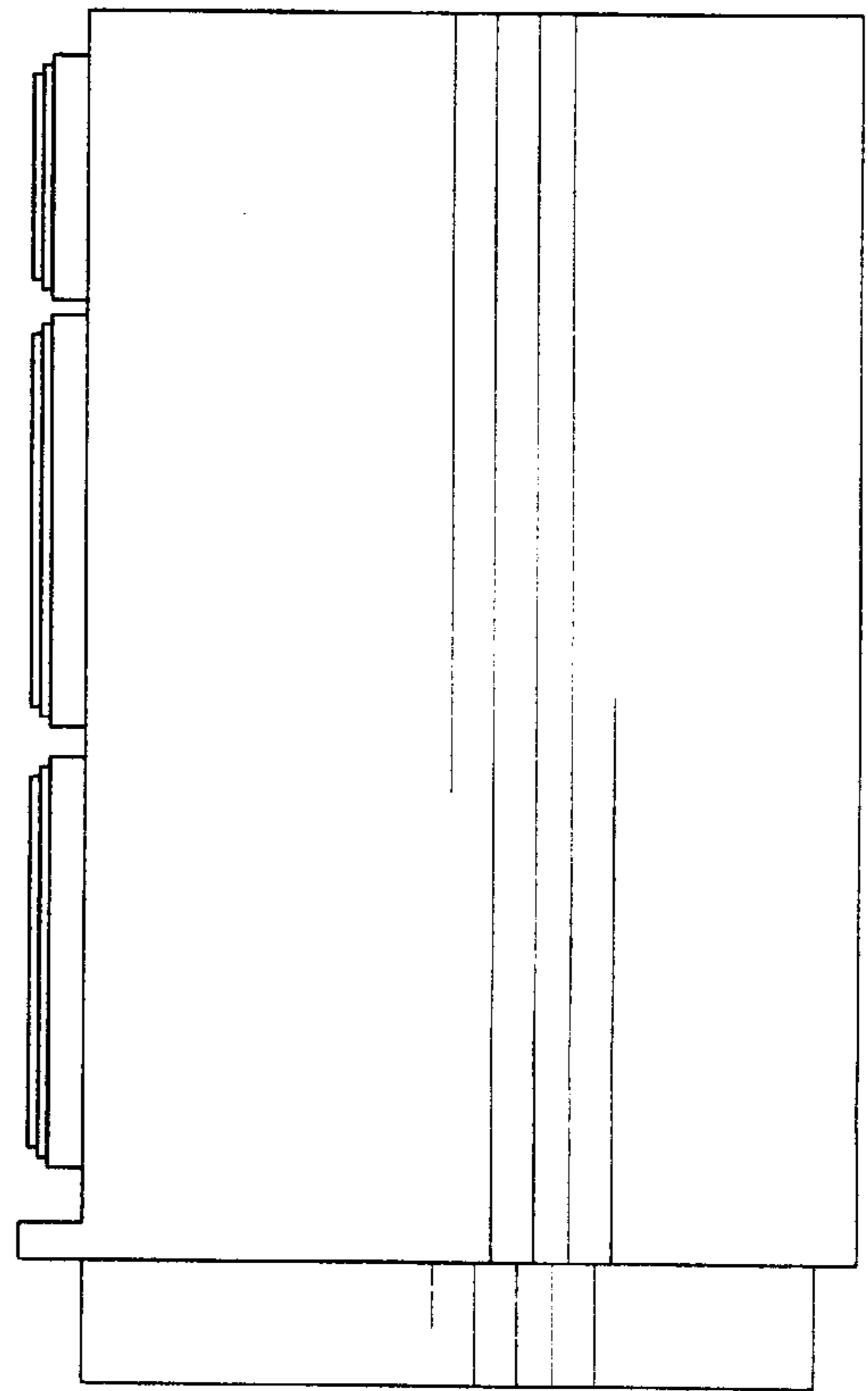


Fig-3

Fig-5

