



US00D440423S

(12) **United States Design Patent**
Frinier

(10) **Patent No.:** **US D440,423 S**

(45) **Date of Patent:** **** Apr. 17, 2001**

(54) **CHAIR**

(75) **Inventor:** **Richard D. Frinier**, Long Beach, CA (US)

(73) **Assignee:** **BJIP, Inc.**, LA, CA (US)

(**) **Term:** **14 Years**

(21) **Appl. No.:** **29/126,550**

(22) **Filed:** **Jul. 19, 2000**

(51) **LOC (7) Cl.** **06-01**

(52) **U.S. Cl.** **D6/379**

(58) **Field of Search** D6/334, 370, 374,
D6/375, 376, 379, 380, 500, 501, 502;
297/445.1, 446.1

(56) **References Cited**

U.S. PATENT DOCUMENTS

- D. 333,750 * 3/1993 Hess D6/500
- D. 335,971 * 6/1993 Hess D6/379

- D. 362,557 * 9/1995 Escalona D6/379 X
- D. 372,806 * 8/1996 Martin D6/379
- D. 385,425 * 10/1997 Goetz D6/379
- D. 423,243 * 4/2000 Massie et al. D6/376

* cited by examiner

Primary Examiner—Gary D. Watson

(74) *Attorney, Agent, or Firm*—Christie, Parker & Hale, LLP

(57) **CLAIM**

The ornamental design for chair, as shown and described.

DESCRIPTION

FIG. 1 is a perspective view showing my new design;
 FIG. 2 is a right side view of the design, the left side being a mirror image thereof;
 FIG. 3 is a front elevational view;
 FIG. 4 is a back elevational view; and,
 FIG. 5 is top view of the design.

1 Claim, 5 Drawing Sheets




FIG. 1

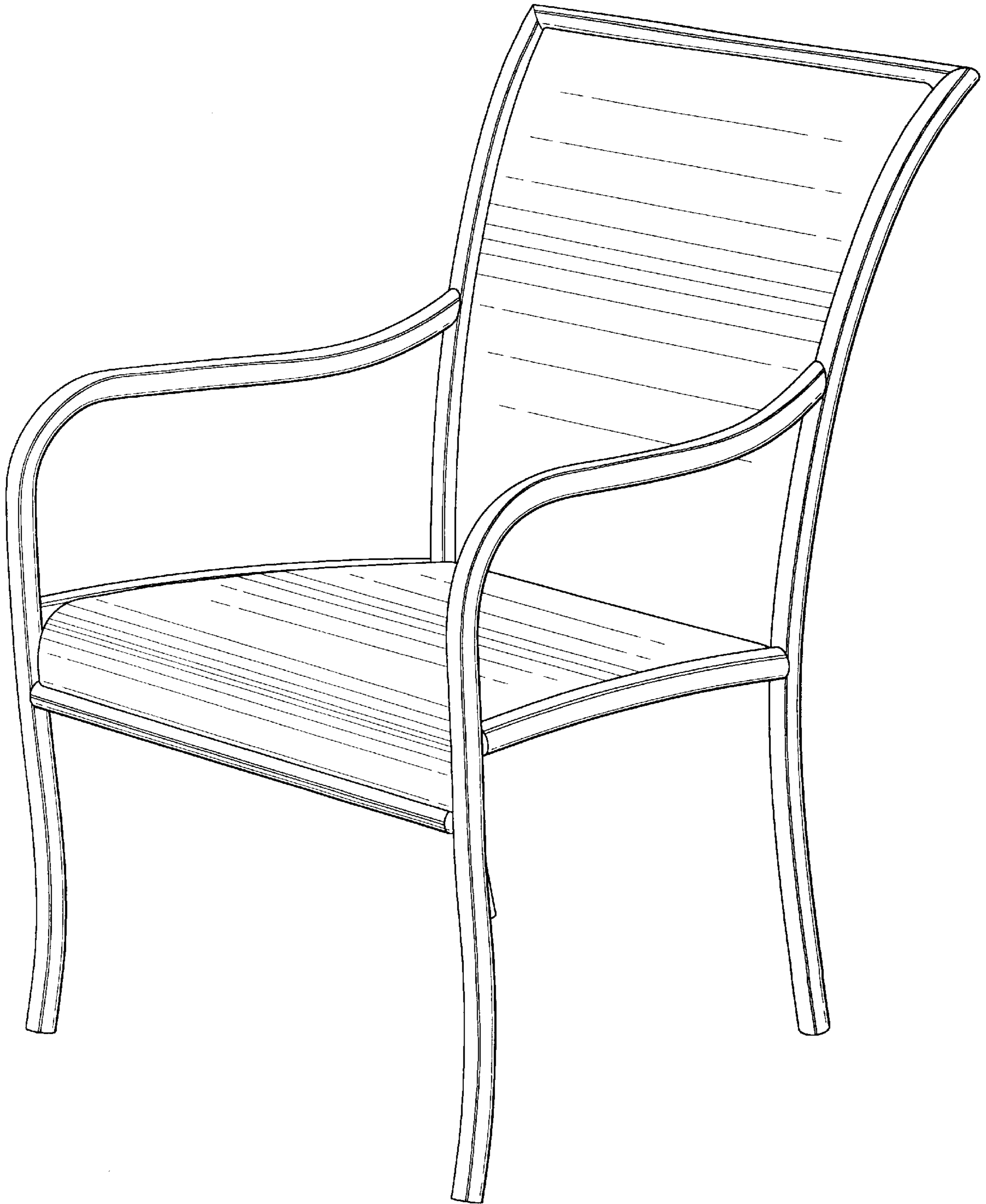


FIG. 2

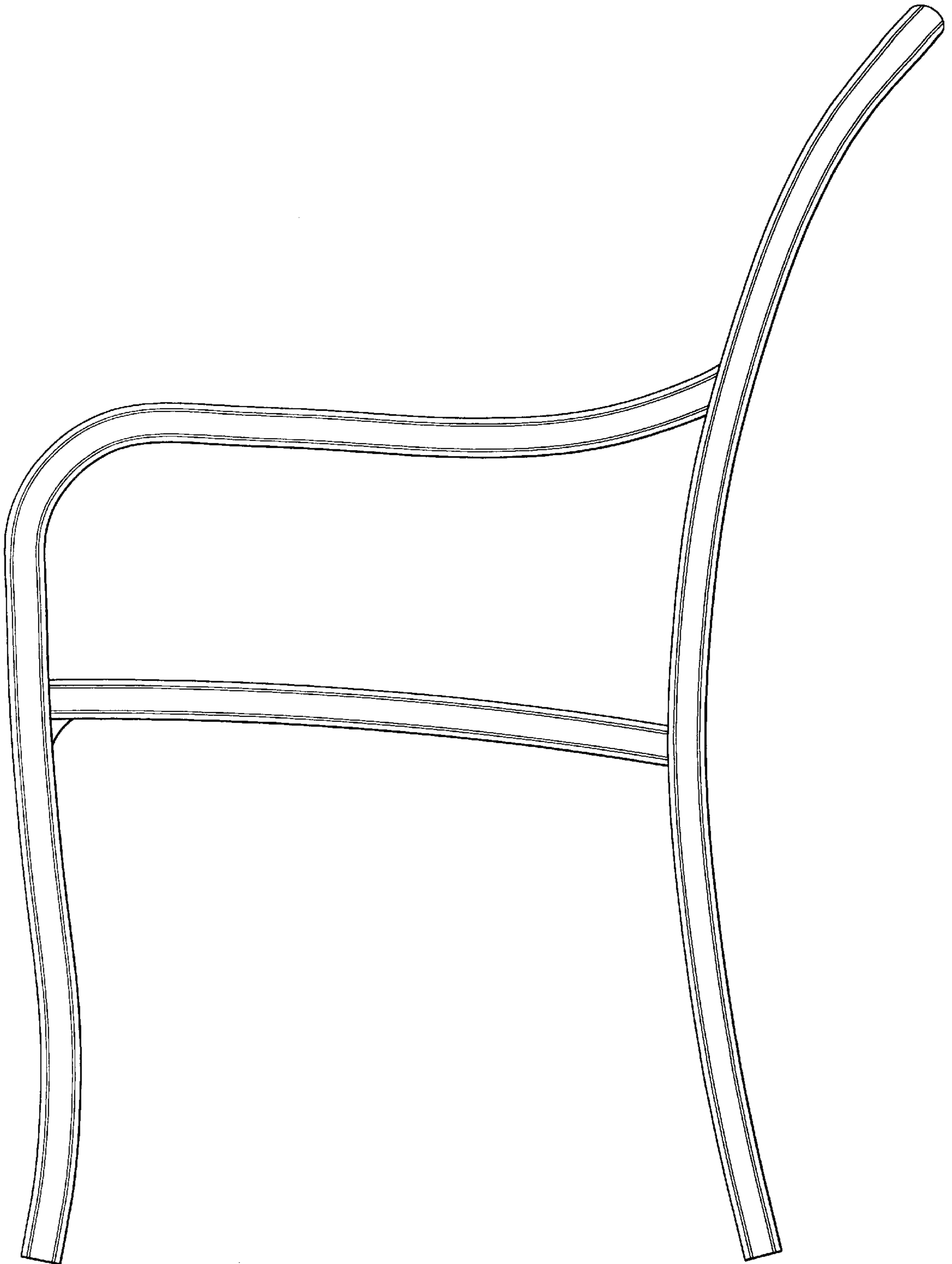


FIG. 3




FIG. 4




FIG. 5

