



US00D440408S

(12) **United States Design Patent**
Wilcox et al.

(10) **Patent No.:** **US D440,408 S**

(45) **Date of Patent:** **** Apr. 17, 2001**

(54) **HANGER**

(75) Inventors: **Jay P. Wilcox**, Cedarburg; **Nancy Wegner**, Grafton; **James Kass**, Cedarburg, all of WI (US)

(73) Assignee: **Allen-Edmonds Shoe Corporation**, Port Washington, WI (US)

(**) Term: **14 Years**

(21) Appl. No.: **29/098,497**

(22) Filed: **Dec. 31, 1998**

(51) **LOC (7) Cl.** **06-08**

(52) **U.S. Cl.** **D6/316; D6/318; D6/328; D21/616**

(58) **Field of Search** **D6/315, 316, 318, D6/328; D21/616; 211/113; 223/85, 87, 88**

(56) **References Cited**

U.S. PATENT DOCUMENTS

- D. 123,393 * 11/1940 Dunlap .
- D. 123,398 * 11/1940 Dunlap .
- D. 140,054 * 1/1945 Kirsch .
- D. 158,922 * 6/1950 Zalonis .
- 2,383,593 * 8/1945 Deerfsun .
- 5,503,311 * 4/1996 Chen 223/85

* cited by examiner

Primary Examiner—B. J. Bullock

(74) *Attorney, Agent, or Firm*—Andrus, Scales, Starke & Sawall

(57) **CLAIM**

The ornamental design for a hanger, as shown and described.

DESCRIPTION

FIG. 1 is a perspective view of a hanger showing our new design;

FIG. 2 is a top view of the hanger shown in FIG. 1;

FIG. 3 is a front elevational view of the hanger shown in FIG. 1;

FIG. 4 is a view of the hanger taken from the left side of FIG. 1;

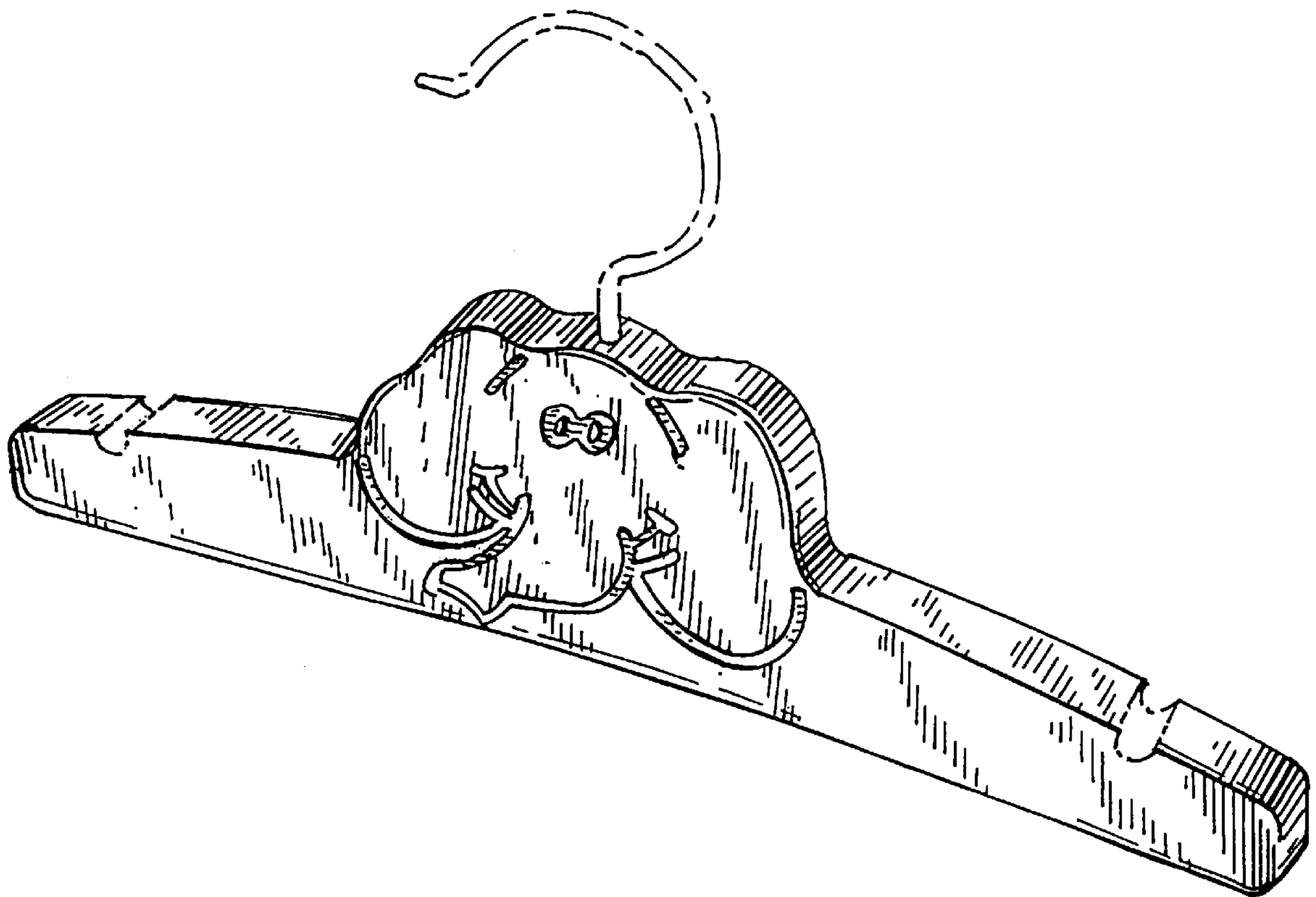
FIG. 5 is a view of the hanger taken from the right side of FIG. 1;

FIG. 6 is a rear elevational view of the hanger shown in FIG. 1; and,

FIG. 7 is a bottom view of the hanger shown in FIG. 1.

The broken lines within the upper surface of the horizontal shoulder supports represent the bounds of the design but form no part thereof and the broken line showing of the hook is for illustrative purposes only also forming no part of the claimed design.

1 Claim, 3 Drawing Sheets



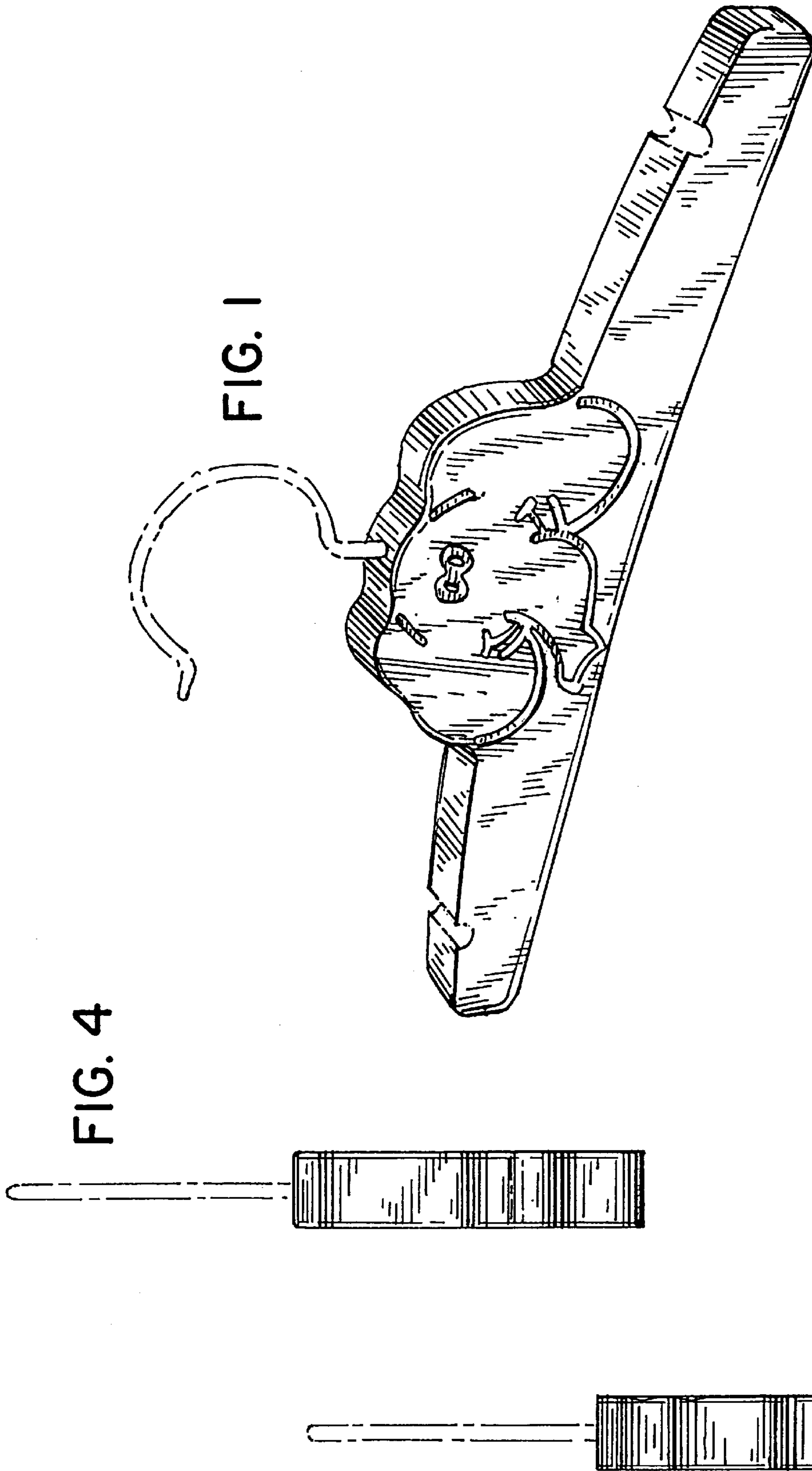


FIG. 1

FIG. 4

FIG. 5

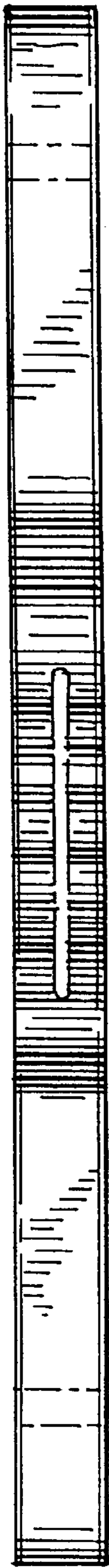


FIG. 2

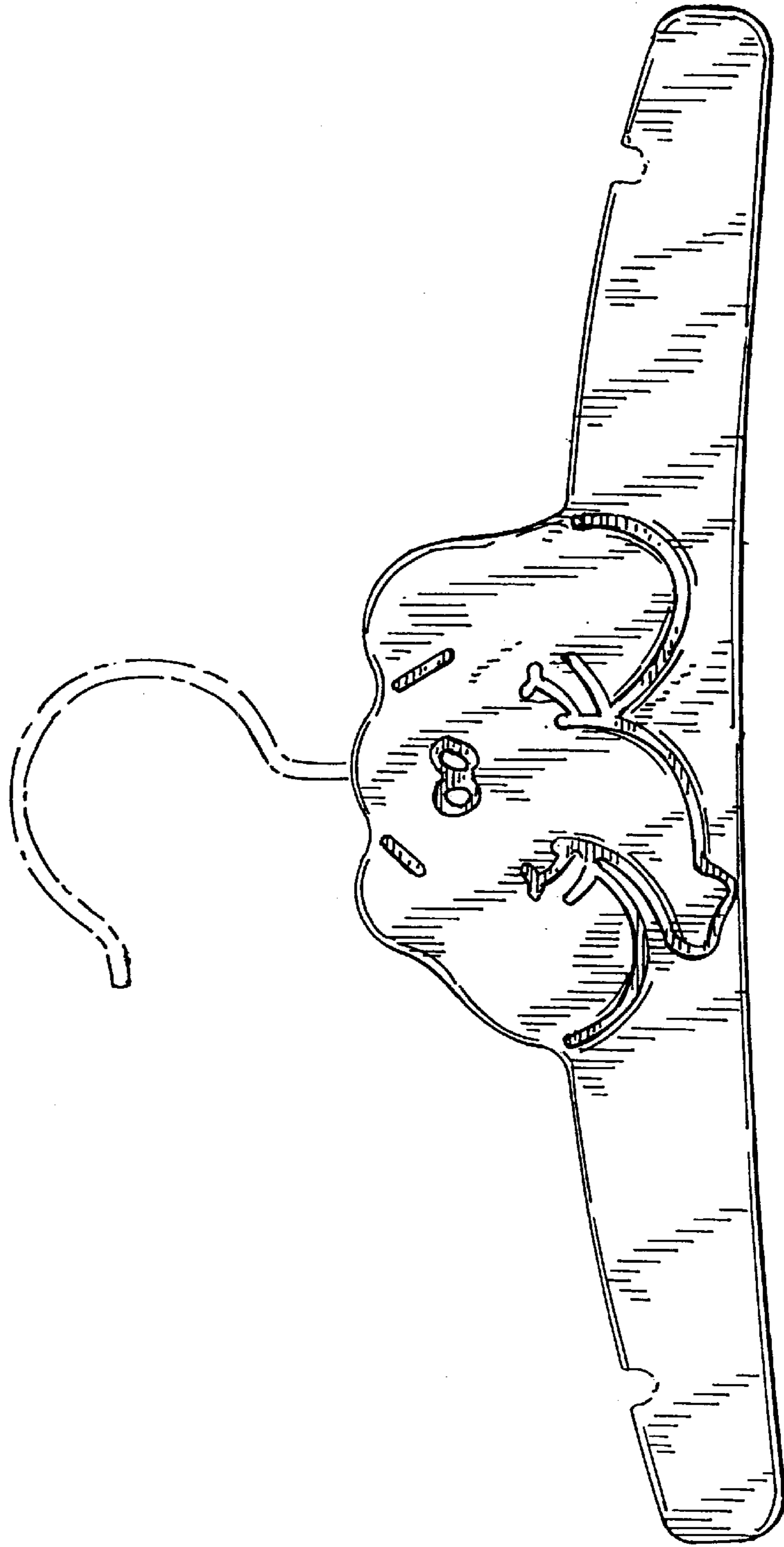


FIG. 3

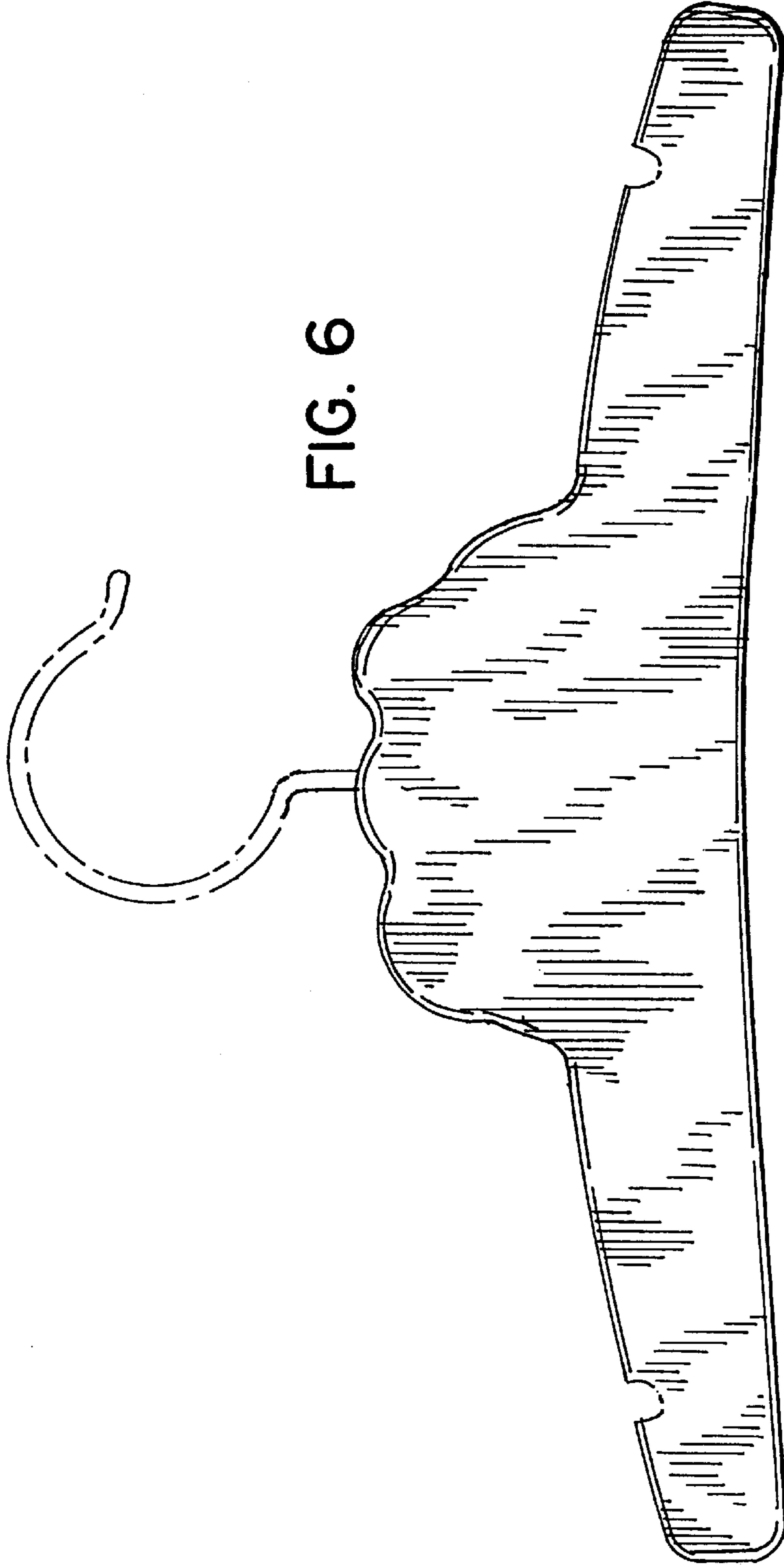


FIG. 6



FIG. 7