



US00D440406S

(12) **United States Design Patent**  
**Bailey**

(10) **Patent No.:** **US D440,406 S**

(45) **Date of Patent:** **\*\* Apr. 17, 2001**

(54) **NIBBED PATTERN OF FLOOR MAT BACKING**

4,614,679 \* 9/1986 Farrington, Jr. et al. .... 428/156  
4,824,063 \* 4/1989 Miller ..... 428/156  
5,575,034 \* 11/1996 Biernacinski et al. .... 15/217  
5,589,246 \* 12/1996 Calhoun et al. .... 428/156

(76) Inventor: **Bob Bailey**, 2022 Maple Ave., Charlton, NY (US) 12019

\* cited by examiner

(\*\*) Term: **14 Years**

*Primary Examiner*—Robert M. Spear

(74) *Attorney, Agent, or Firm*—Heslin & Rothenberg, P.C.

(21) Appl. No.: **29/119,033**

(57) **CLAIM**

(22) Filed: **Feb. 22, 2000**

The ornamental design for a nibbed pattern of floor mat backing, as shown and described.

(51) **LOC (7) Cl.** ..... **05-06**

**DESCRIPTION**

(52) **U.S. Cl.** ..... **D5/53; D5/99**

(58) **Field of Search** ..... D5/47, 53, 57;  
D6/582, 583; D12/203; D20/27; 4/581–583;  
5/417; 15/215–217, 238; 16/4, 8, 16; 428/82–83,  
88, 95, 99, 122, 167, 156

FIG. 1 is an isometric view of a first embodiment of the nibbed pattern of floor mat backing of new my design; FIG. 2 is a plan view thereof; FIG. 3 is a plan view of a second embodiment of the nibbed pattern of floor mat backing of my design, the top left perspective view thereof being substantially identical to FIG. 1; and,

(56) **References Cited**

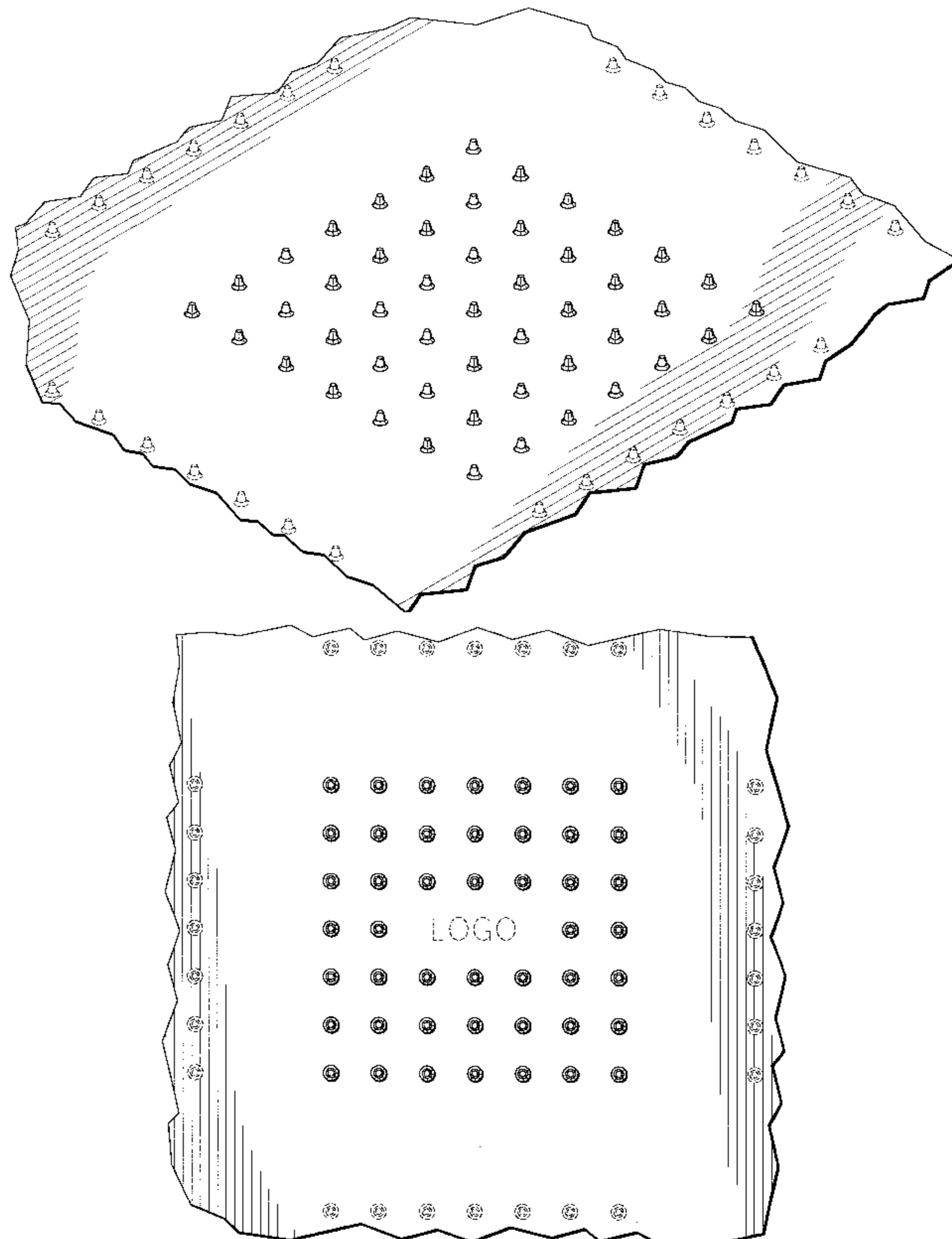
**U.S. PATENT DOCUMENTS**

D. 185,084 \* 5/1959 Jenkins, III ..... D12/203  
D. 302,417 \* 7/1989 Lehner et al. .... D12/203  
D. 362,967 \* 10/1995 Rothwell et al. .... D5/53  
D. 382,713 \* 8/1997 Giesler, Sr. .... D5/53  
D. 386,620 \* 11/1997 Giesler ..... D5/53  
D. 392,108 \* 3/1998 Diggins et al. .... D5/57  
D. 401,100 \* 11/1998 Stull ..... D6/582  
D. 428,264 \* 7/2000 Boyce ..... D5/53  
D. 429,204 \* 8/2000 Lu ..... D12/203  
2,810,672 \* 10/1957 Taylor ..... 428/138  
4,614,000 \* 9/1986 Mayer ..... 428/156

FIG. 4 is a plan view of a third embodiment of the nibbed pattern of floor mat backing of my design, the perspective view thereof being substantially the same as FIG. 1, the only difference being the inclusion of a logo at the center of the pattern.

In the drawings, the broken line showing of surface nibs and a logo is for illustrative purposes only and forms no part of the claimed design.

**1 Claim, 4 Drawing Sheets**



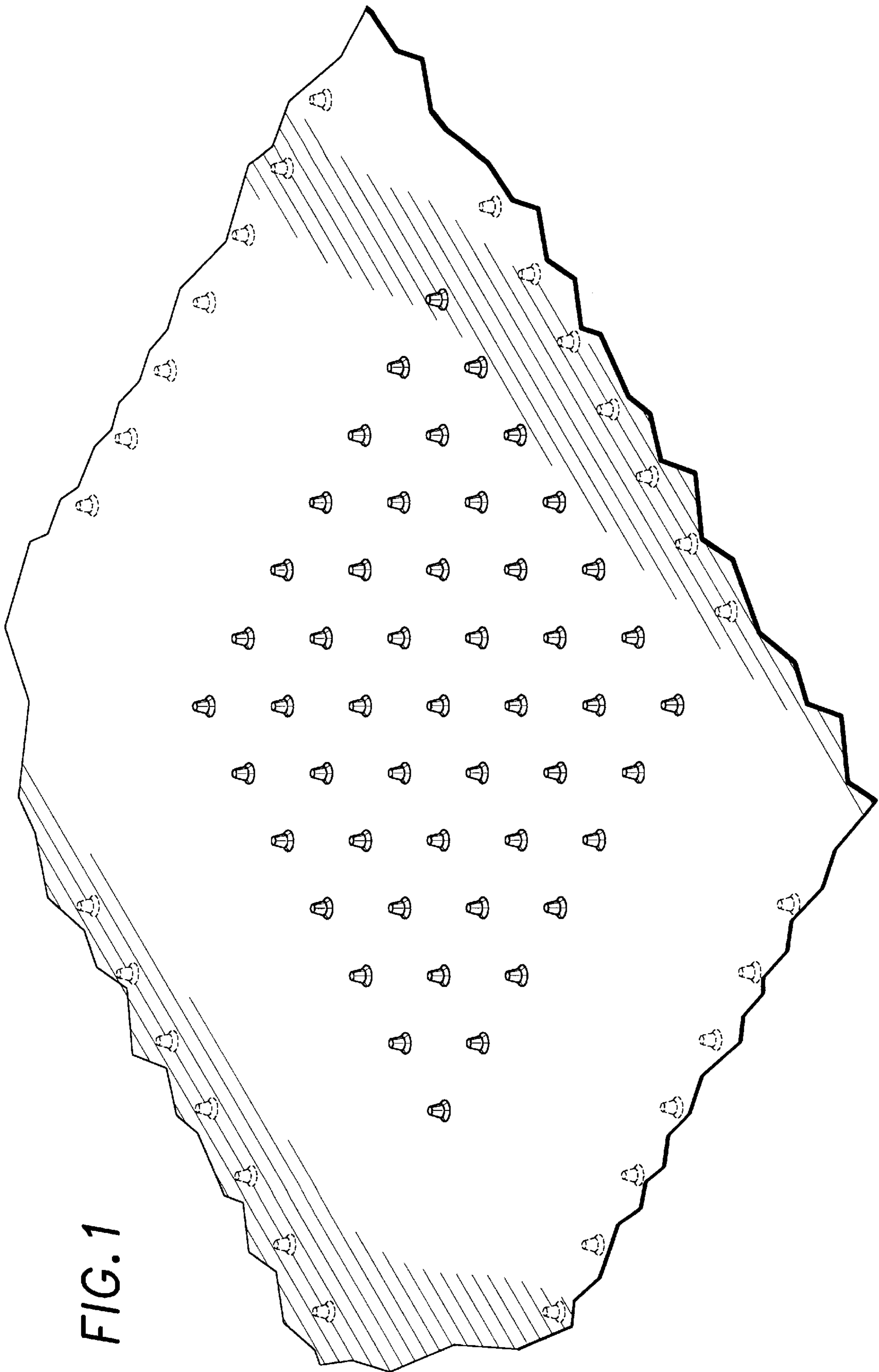


FIG. 1

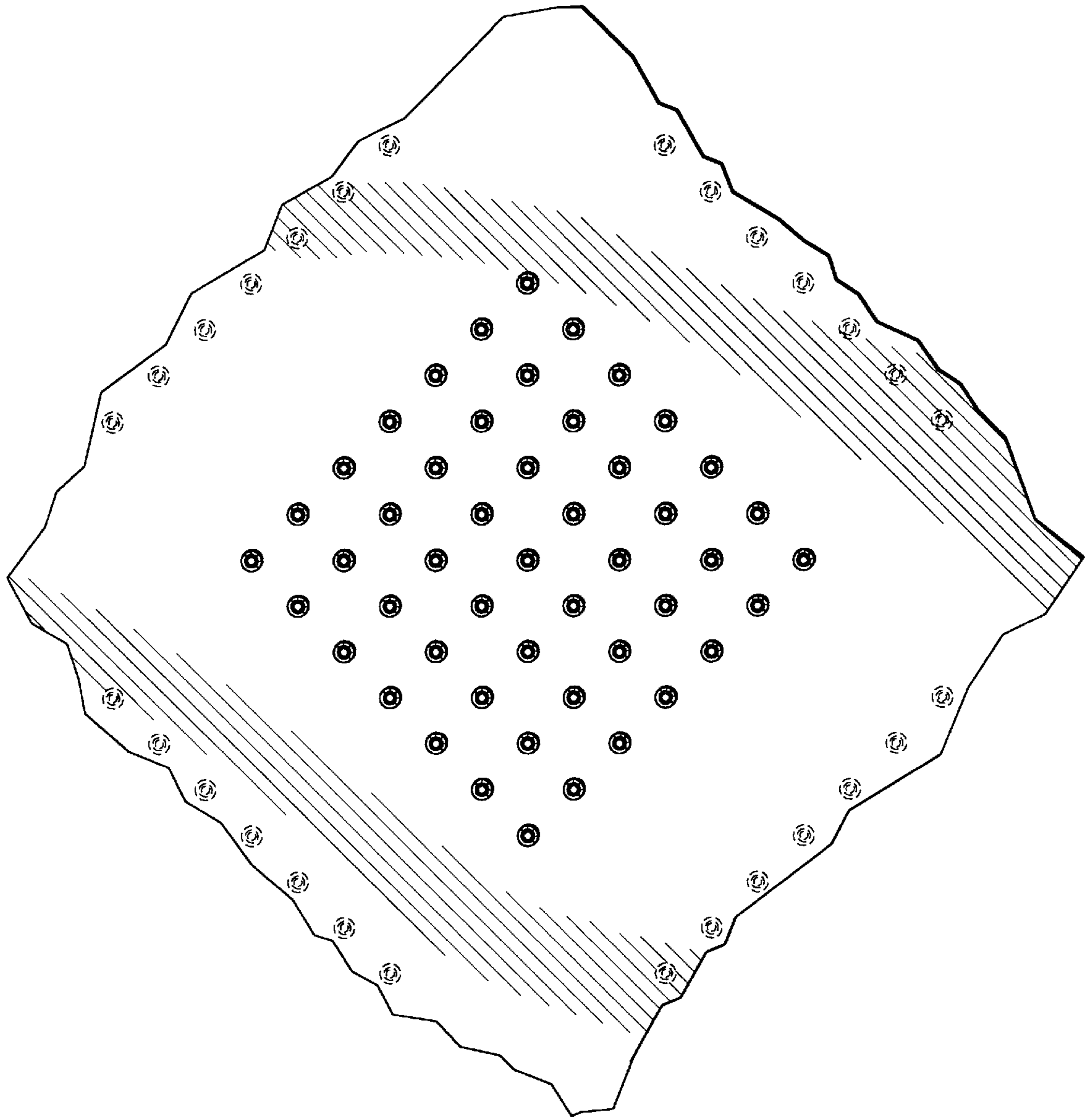


FIG. 2

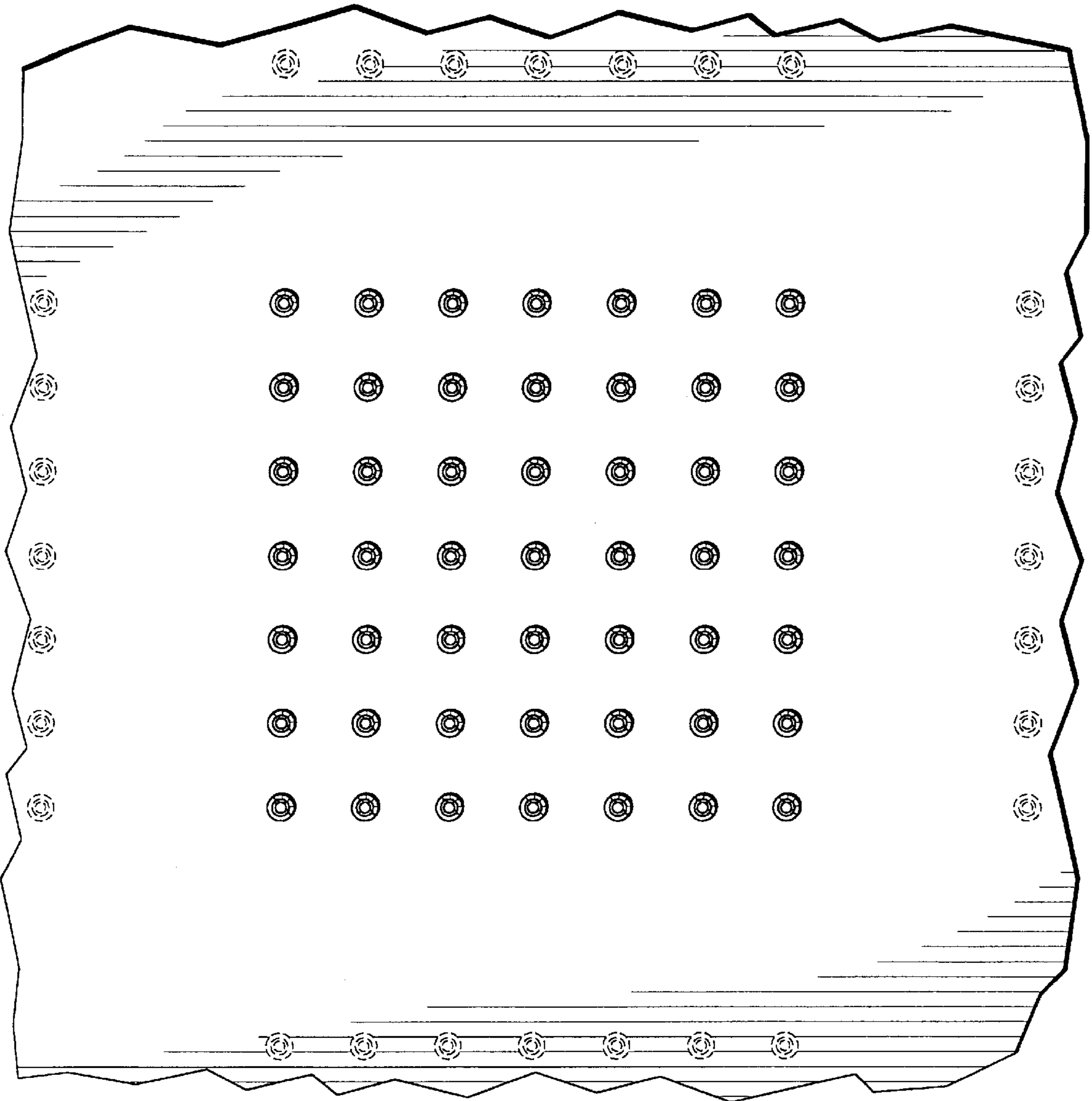


FIG. 3

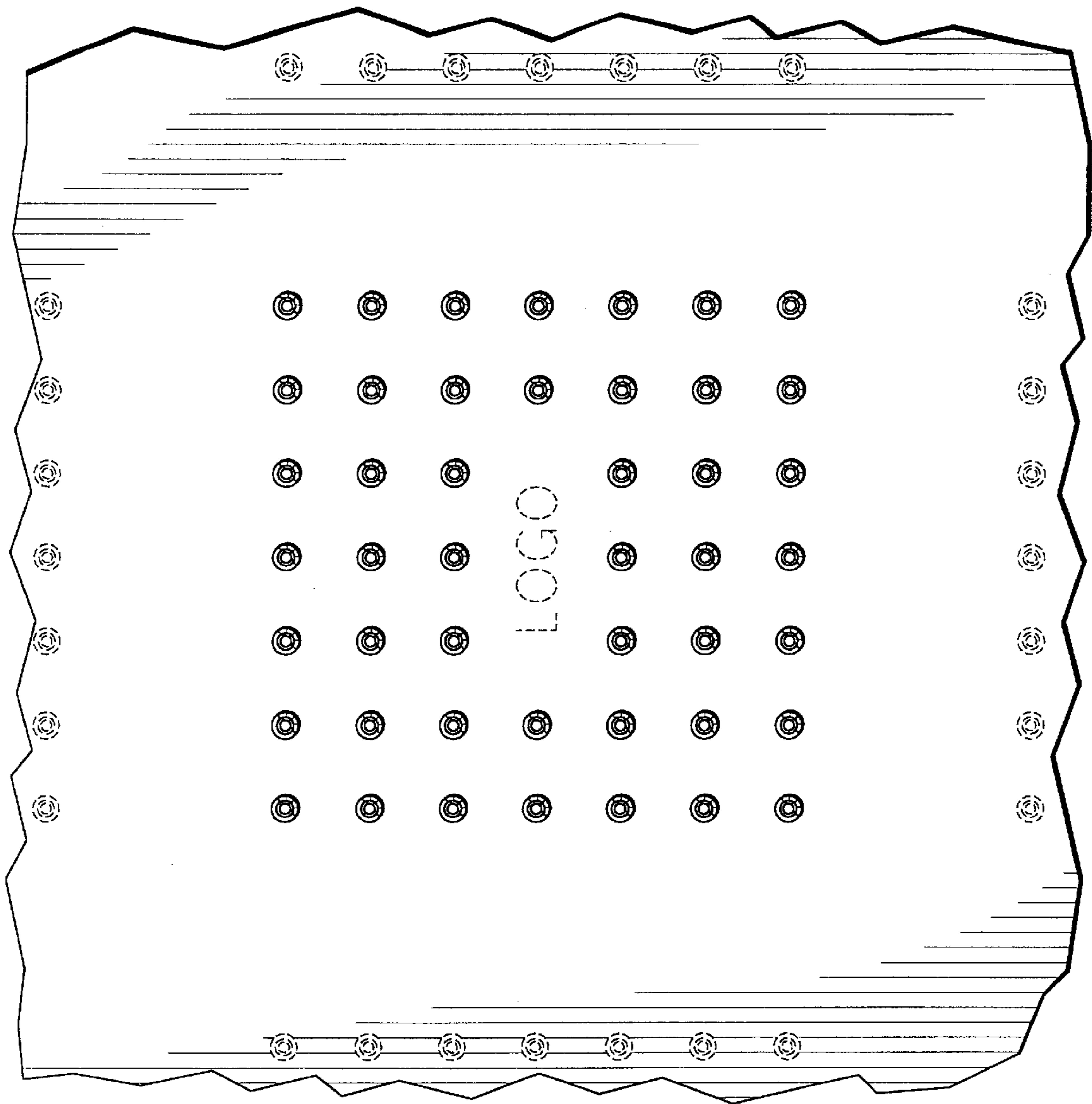


FIG. 4