



US00D440397S

(12) **United States Design Patent**
Bardet

(10) **Patent No.:** **US D440,397 S**

(45) **Date of Patent:** **** Apr. 17, 2001**

(54) **CASE FOR A COMPASS**

(75) Inventor: **Jean Bardet**, Choisy (FR)

(73) Assignee: **Manufacture d'Articles de Precision et de Dessin—M.A.P.E.D.**, Pringy (FR)

(**) Term: **14 Years**

(21) Appl. No.: **29/108,774**

(22) Filed: **Aug. 4, 1999**

(30) **Foreign Application Priority Data**

Feb. 17, 1999 (XH) DM/047 046

(51) **LOC (7) Cl.** **03-01**

(52) **U.S. Cl.** **D3/201**

(58) **Field of Search** D3/219, 265, 901,
D3/903, 201, 206, 218; 206/5, 6; D10/68,
74

(56) **References Cited**

U.S. PATENT DOCUMENTS

- D. 49,217 * 6/1916 King D3/265
- D. 150,298 * 7/1948 Johanson et al. D10/68 X
- D. 259,596 * 6/1981 Gray D3/265 X
- D. 277,297 * 1/1985 Jennings et al. D3/206 X
- D. 397,547 * 9/1998 Goodwin et al. D3/206
- D. 402,805 * 12/1998 Nagano et al. D3/218
- D. 423,772 * 5/2000 Cooper et al. D3/218

- 2,047,652 * 7/1936 Sproull 206/6
- 2,351,447 * 6/1944 Nathan D3/265 X
- 3,758,212 * 9/1973 Messler et al. 356/145
- 4,894,922 * 1/1990 Lovelock 33/272

OTHER PUBLICATIONS

“Duracase” by Styl-rite Optics, Inc. from *Optometric Weekly*, Sep. 28, 1972.*

* cited by examiner

Primary Examiner—Louis S. Zarfes

Assistant Examiner—Robert A. Delehanty

(74) *Attorney, Agent, or Firm*—Browdy And Neimark

(57) **CLAIM**

The ornamental design for a case for a compass, as shown and described.

DESCRIPTION

FIG. 1 is a top and front perspective view of a case for a compass, showing my new design;

FIG. 2 is a front elevational view thereof;

FIG. 3 is a side elevational view thereof; taken from the right of FIG. 2, the side opposite to that shown in FIG. 3 being the mirror image thereof;

FIG. 4 is a rear elevational view thereof;

FIG. 5 is a top plan view thereof; and,

FIG. 6 is a bottom plan view thereof.

1 Claim, 3 Drawing Sheets




FIG. 1




FIG. 2




FIG. 3




FIG. 4




FIG. 5




FIG. 6

