



US00D440394S

(12) **United States Design Patent**  
**Avar**

(10) **Patent No.:** **US D440,394 S**

(45) **Date of Patent:** **\*\* Apr. 17, 2001**

(54) **ELEMENT OF A SHOE UPPER**

(75) Inventor: **Eric P. Avar**, Aloha, OR (US)

(73) Assignee: **Nike Inc.**, Beaverton, OR (US)

(\*\*) Term: **14 Years**

(21) Appl. No.: **29/132,468**

(22) Filed: **Nov. 13, 2000**

(51) **LOC (7) Cl.** ..... **02-99**

(52) **U.S. Cl.** ..... **D2/972**

(58) **Field of Search** ..... D2/896, 902, 907,  
D2/943, 944, 969, 972, 973; 36/45, 50.1,  
51, 77 M, 77 R, 81, 83, 88, 113, 114, 126-130

(56) **References Cited**

**U.S. PATENT DOCUMENTS**

D. 250,617	12/1978	Noches .	
D. 318,563	7/1991	Lucas .	
D. 336,973	7/1993	Fritcher .	
D. 349,187	8/1994	Close et al. .	
D. 355,069	2/1995	Aveni .	
D. 364,729	12/1995	Teague .	
D. 366,561	1/1996	Shea .	
D. 380,891	7/1997	Brooks et al. .	
D. 380,986	7/1997	Mizuno .	
D. 384,799	10/1997	Teague .	
D. 408,986	5/1999	Gray et al. .	
D. 413,427	9/1999	Fellouhe .	
D. 428,244	7/2000	Young .	
D. 432,782	* 10/2000	Tong .....	D2/972
D. 433,220	* 11/2000	Fogg .....	D2/972

**OTHER PUBLICATIONS**

Nike Spring 2000 Footwear Catalog, pp. M43 and M44, published Jul. 1999.

Nike Holiday 1999 Footwear Catalog, pp. W37 and W38, published Mar. 1999.

Nike Spring 1999 Footwear Catalog, pp. W59 and W61, published Jun. 1998.

Nike Holiday 1997 Footwear Catalog, p. 178, published Mar. 1997.

Nike Spring 1996 Footwear Catalog, p. 46, published Jun. 1995.

Nike Fall 1995 Footwear Catalog, p. 45, published Nov. 1994.

Nike Holiday 1994 Footwear Catalog, p. 24, published Mar. 1994.

Nike Holiday 1993 Footwear Catalog, p. 10, published Mar. 1993.

Nike Fall 1993 Footwear Catalog, p. 16, published Dec. 1992.

Nike Fall 1991 Footwear Catalog, p. 114, published Dec. 1990.

Nike Spring 1989 Footwear Catalog, p. 72, published Jun. 1998.

\* cited by examiner

*Primary Examiner*—Dominic Simone

(74) *Attorney, Agent, or Firm*—Banner & Witcoff, Ltd.

(57) **CLAIM**

The ornamental design for an element of a shoe upper, as shown and described.

**DESCRIPTION**

FIG. 1 is a perspective view of an element of a shoe upper showing my new design;

FIG. 2 is a side elevational view thereof;

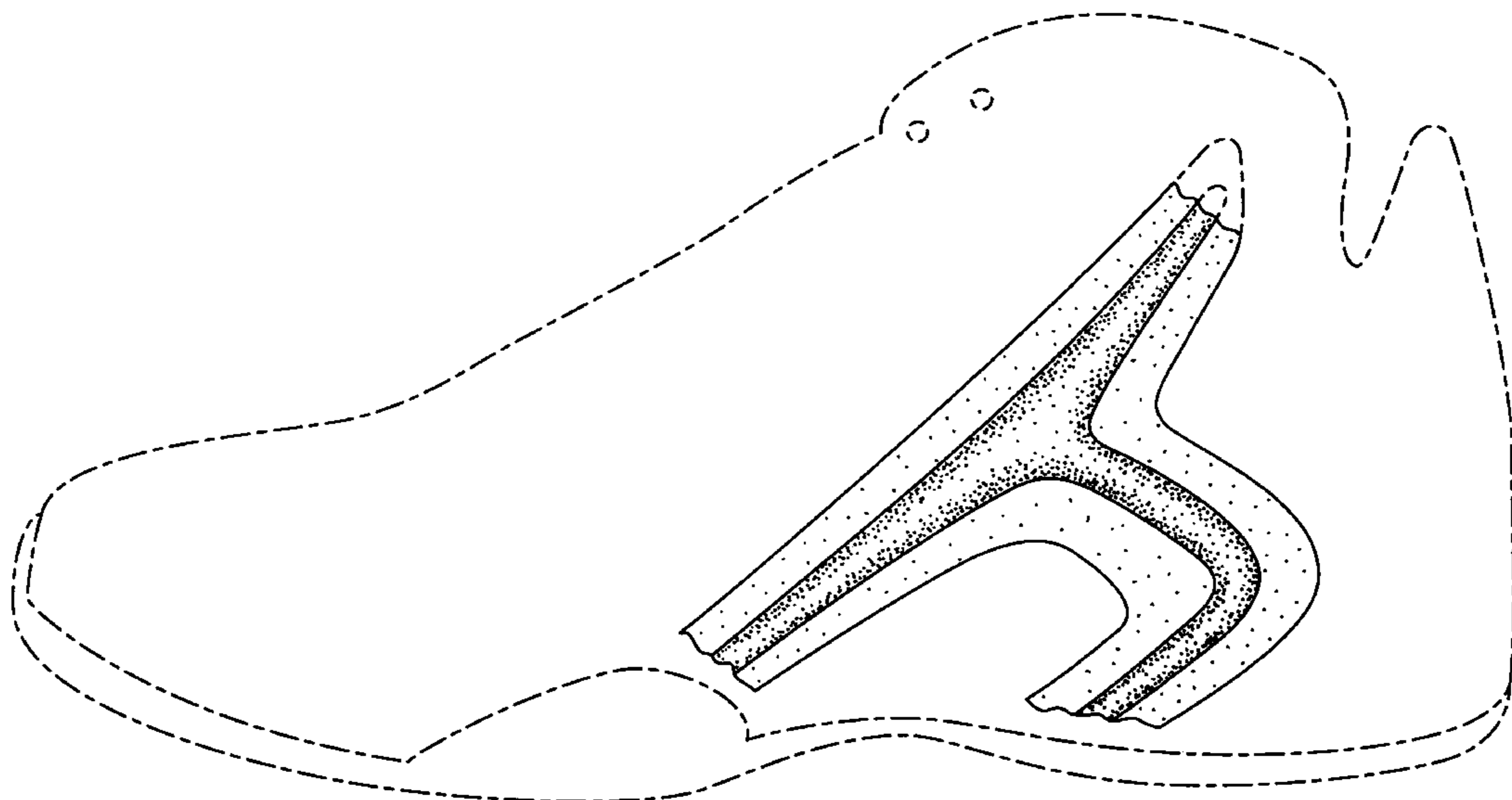
FIG. 3 is a top plan view thereof;

FIG. 4 is a front view thereof; and,

FIG. 5 is a rear view thereof.

The uneven broken line showing the remainder of the shoe is for illustrative purposes only and forms no part of the claimed design.

**1 Claim, 4 Drawing Sheets**



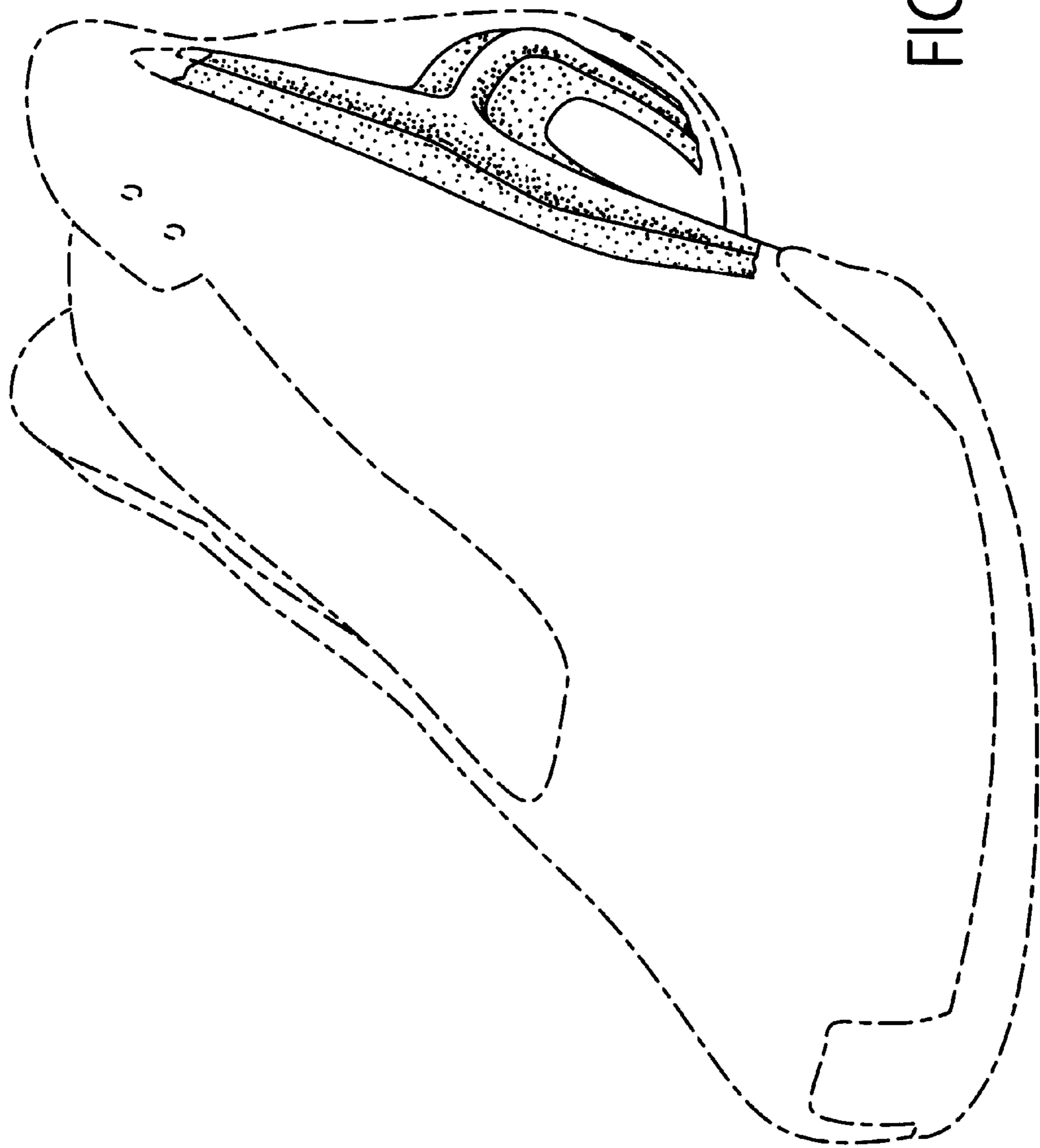


FIG. 1

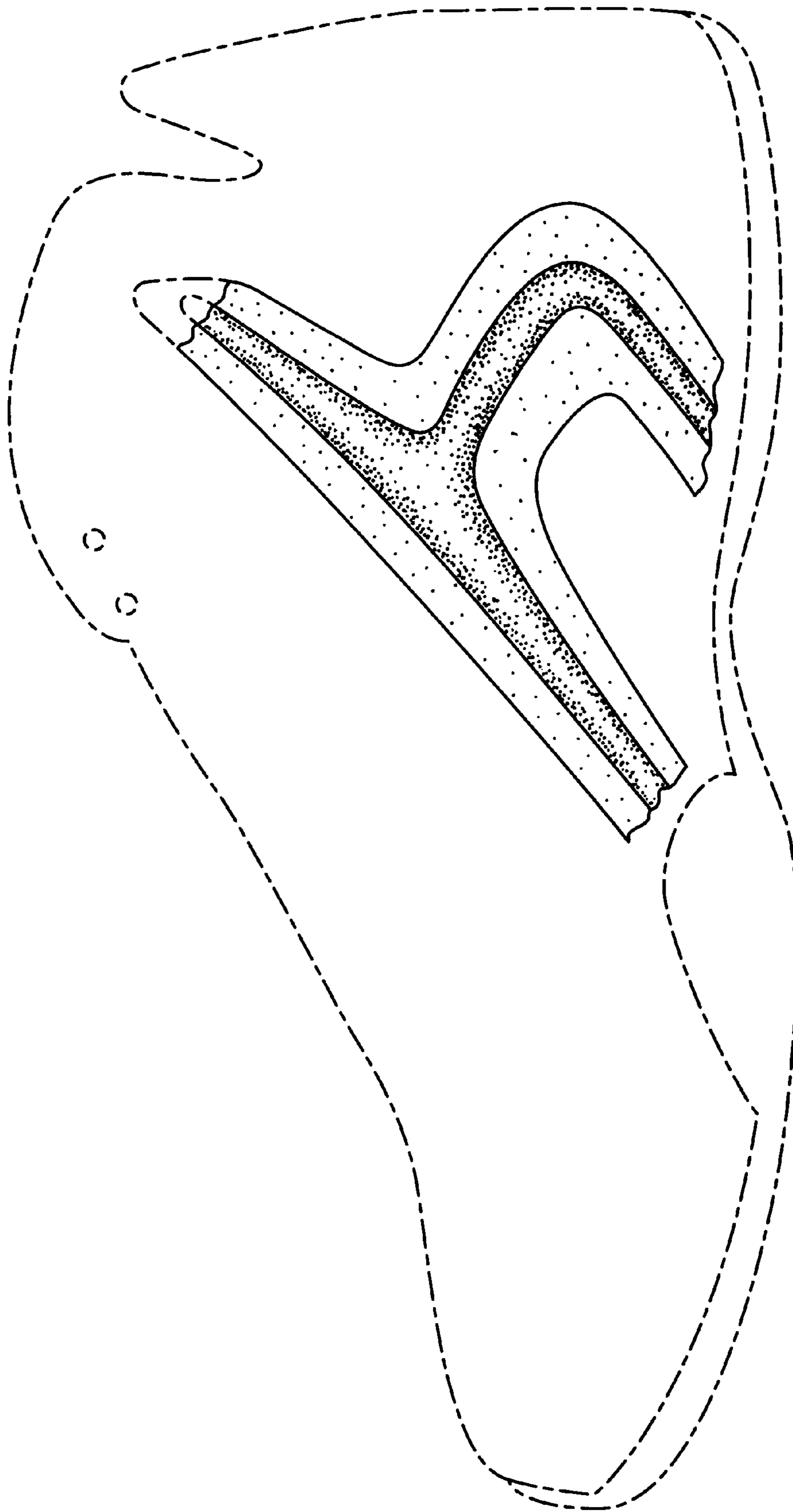


FIG. 2

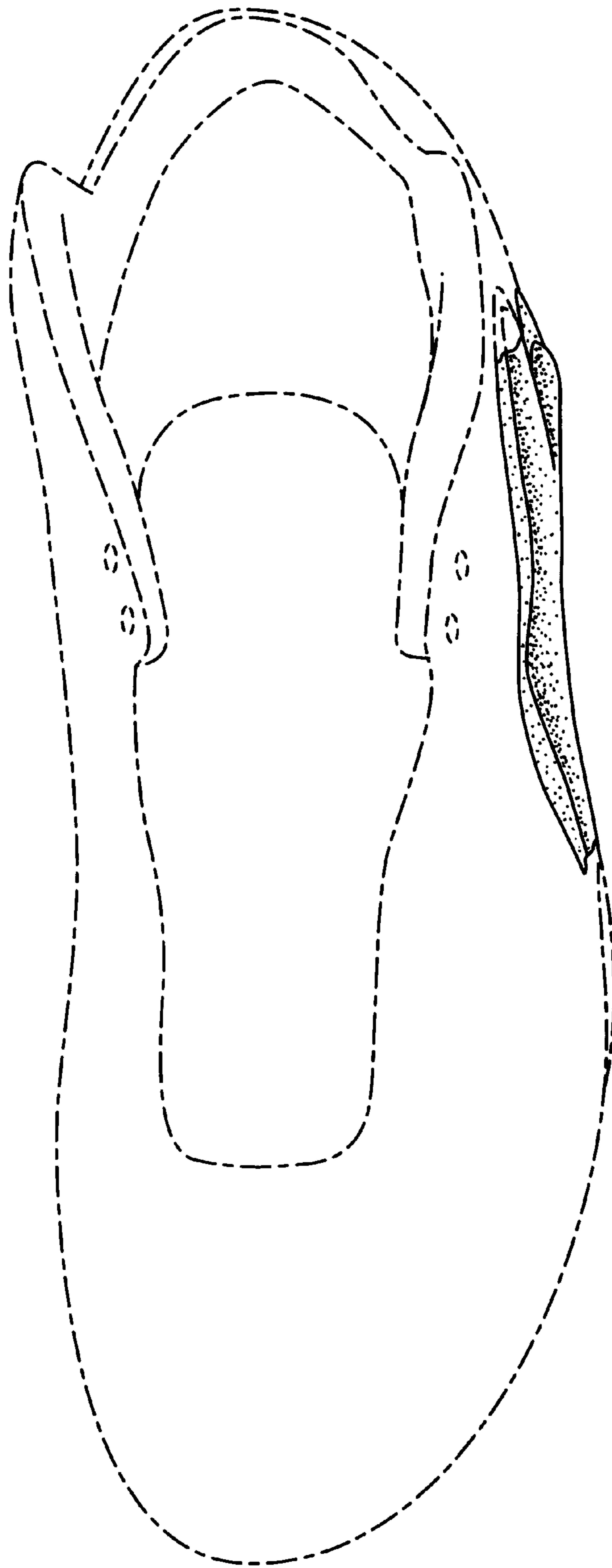


FIG. 3

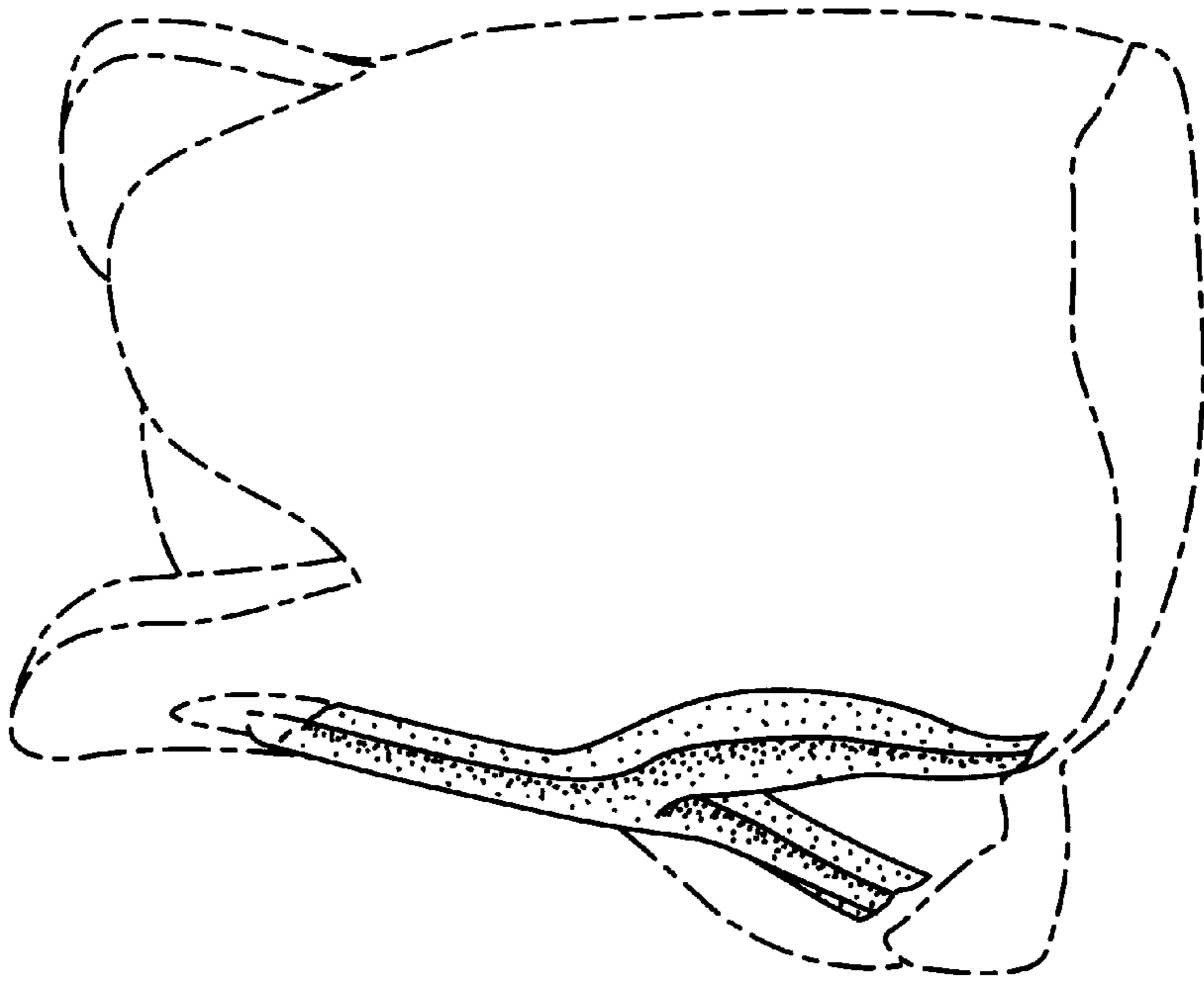


FIG. 5

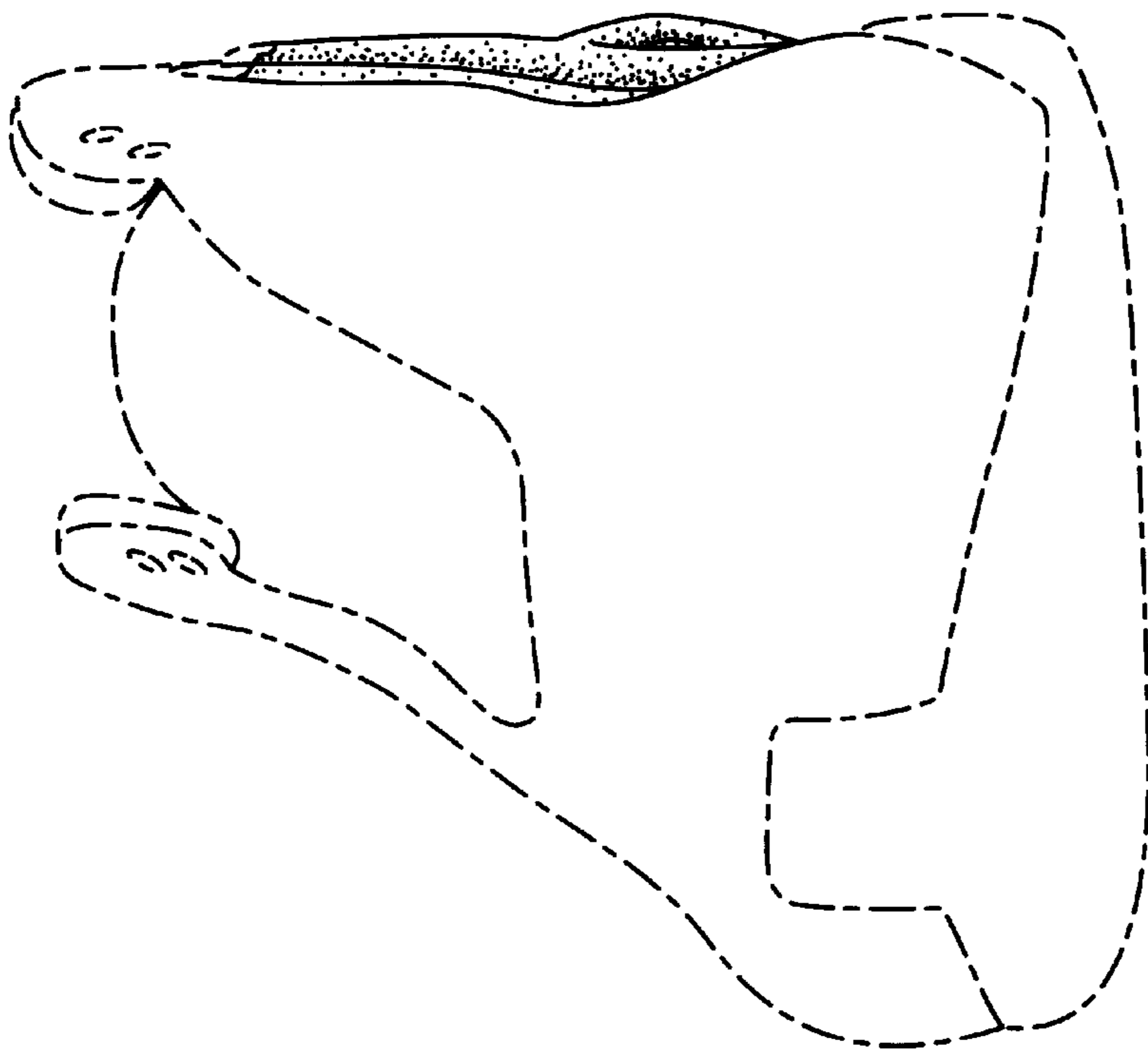


FIG. 4