



US00D440384S

(12) **United States Design Patent**
Shifflett et al.

(10) **Patent No.:** **US D440,384 S**

(45) **Date of Patent:** **** Apr. 17, 2001**

(54) **PAIR OF SHOE SOLES**

(76) Inventors: **Charles Shifflett; Becky Howard**, both
of 440 Chambers St. #6, El Cajon, CA
(US) 92020

(**) Term: **14 Years**

(21) Appl. No.: **29/119,194**

(22) Filed: **Feb. 25, 2000**

(51) **LOC (7) Cl.** **02-04**

(52) **U.S. Cl.** **D2/952; D2/947; D2/951**

(58) **Field of Search** D2/760, 902, 904,
D2/908, 909, 911, 914, 916, 920, 946-948,
951-962, 964, 972, 977; 36/22 R, 24.5,
25 A, 25 R, 28, 29, 32 R, 43, 59 C, 59 R,
102, 103, 129, 134, 149

(56) **References Cited**

U.S. PATENT DOCUMENTS

- D. 260,452 * 9/1981 Greenblatt et al. D2/952
- D. 263,646 * 4/1982 Railton D2/952
- D. 281,287 * 11/1985 Vitrac D2/952
- D. 287,903 * 1/1987 Jones et al. D2/952
- D. 309,670 * 8/1990 Mendonca D2/952
- D. 327,570 * 7/1992 Silverman et al. D2/952
- D. 381,795 * 8/1997 Coats D2/952

D. 417,545 * 12/1999 Senif D2/952

* cited by examiner

Primary Examiner—Celia Murphy

(57) **CLAIM**

The ornamental design for a pair of shoe soles, as shown and described.

DESCRIPTION

FIG. 1 is a front elevational view of the pair of shoe soles of the present invention;
 FIG. 2 is a rear elevational view of the pair of shoe soles of FIG. 1;
 FIG. 3 is a left side elevational view of the pair of shoe soles of FIG. 1;
 FIG. 4 is a right side elevational view of the pair of shoe soles of FIG. 1;
 FIG. 5 is a top plan view of the pair of shoe soles of FIG. 1;
 FIG. 6 is a bottom plan view of the pair of shoe soles of FIG. 1; and,
 FIG. 7 is a left side elevational view of the pair of shoe soles of FIG. 1.
 The broken lines showing of a shoe in FIG. 7 is for illustrative purposes only and form no part of the claimed design.

1 Claim, 3 Drawing Sheets



FIG. 2

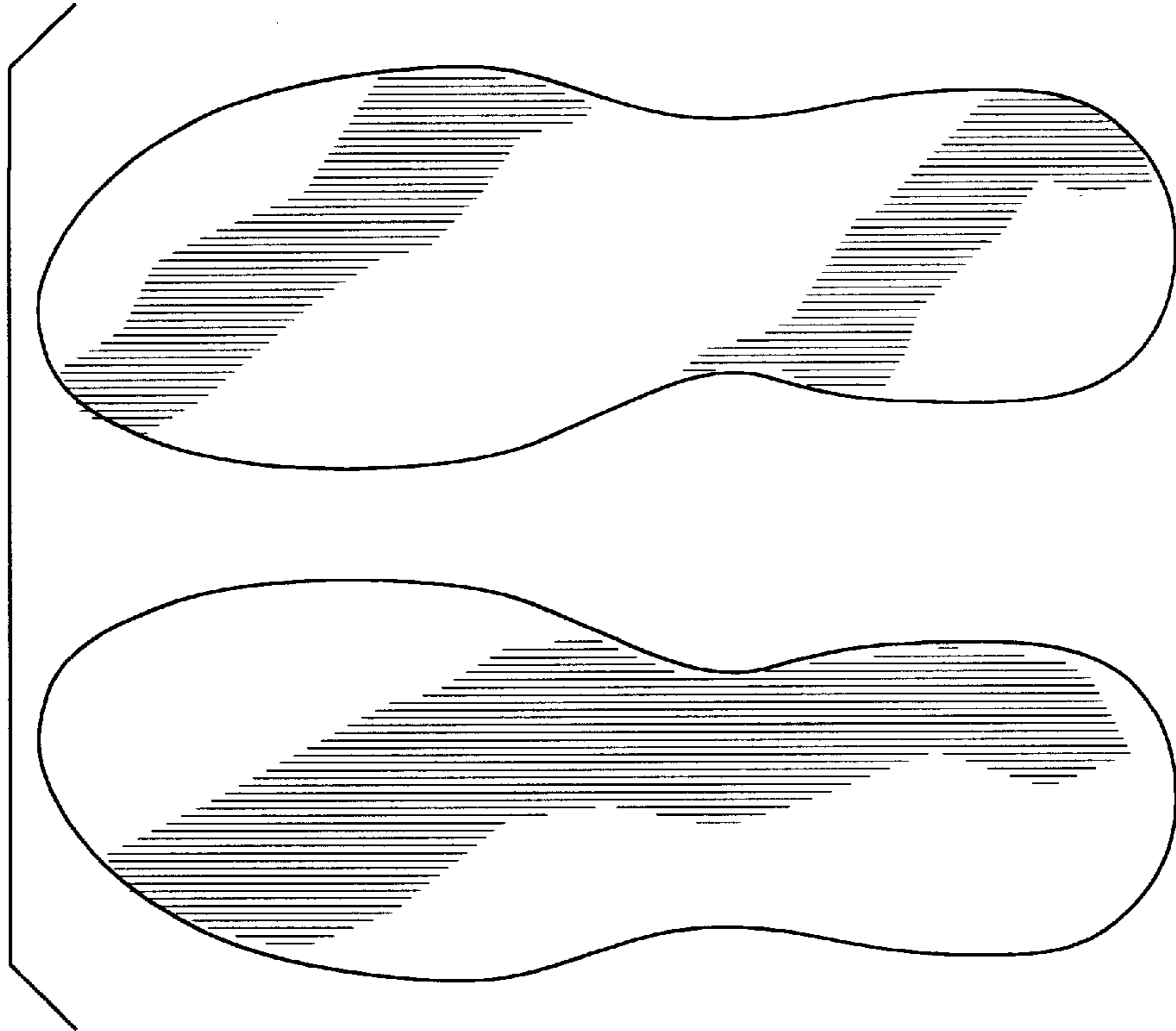


FIG. 1

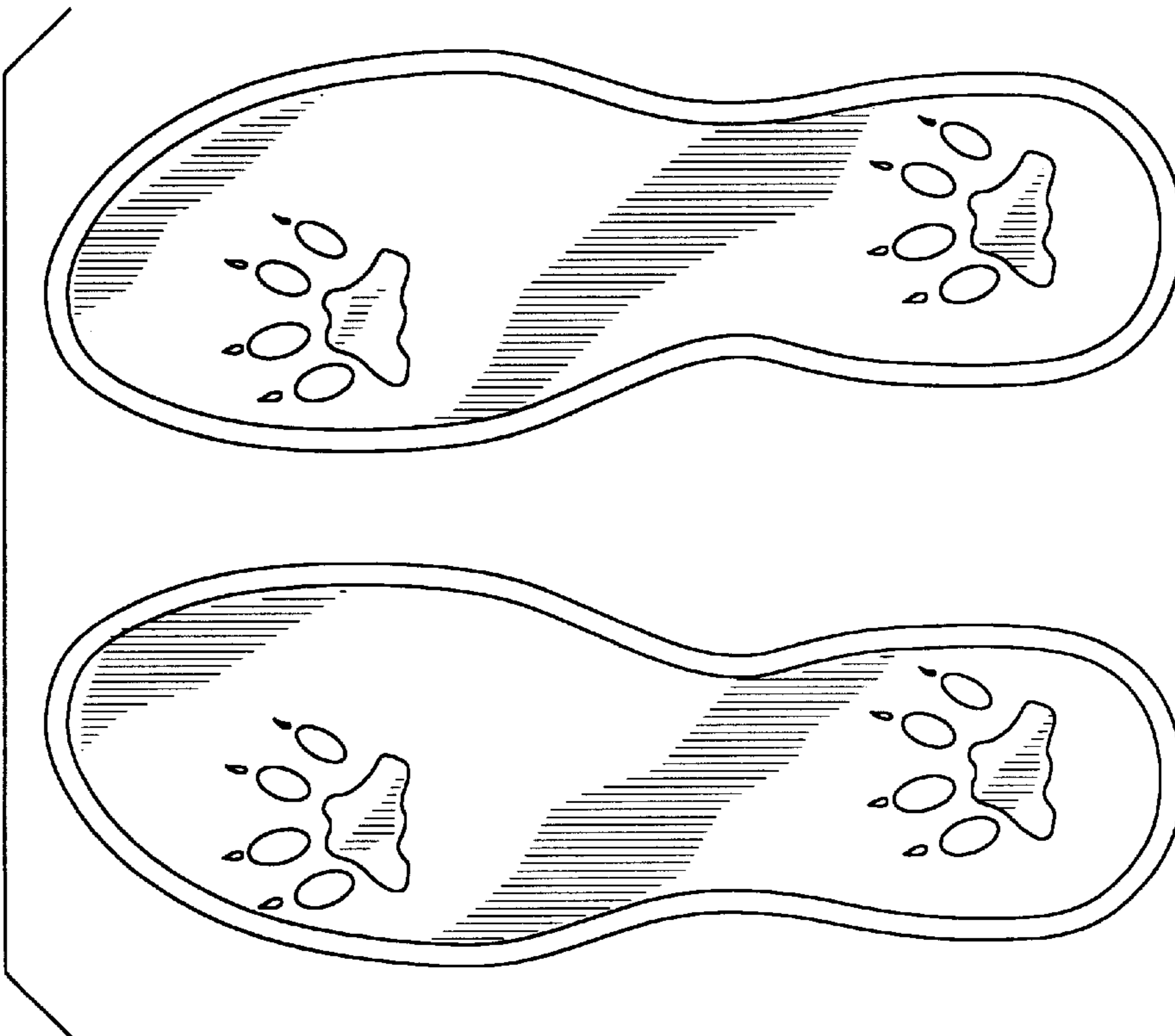


FIG. 3

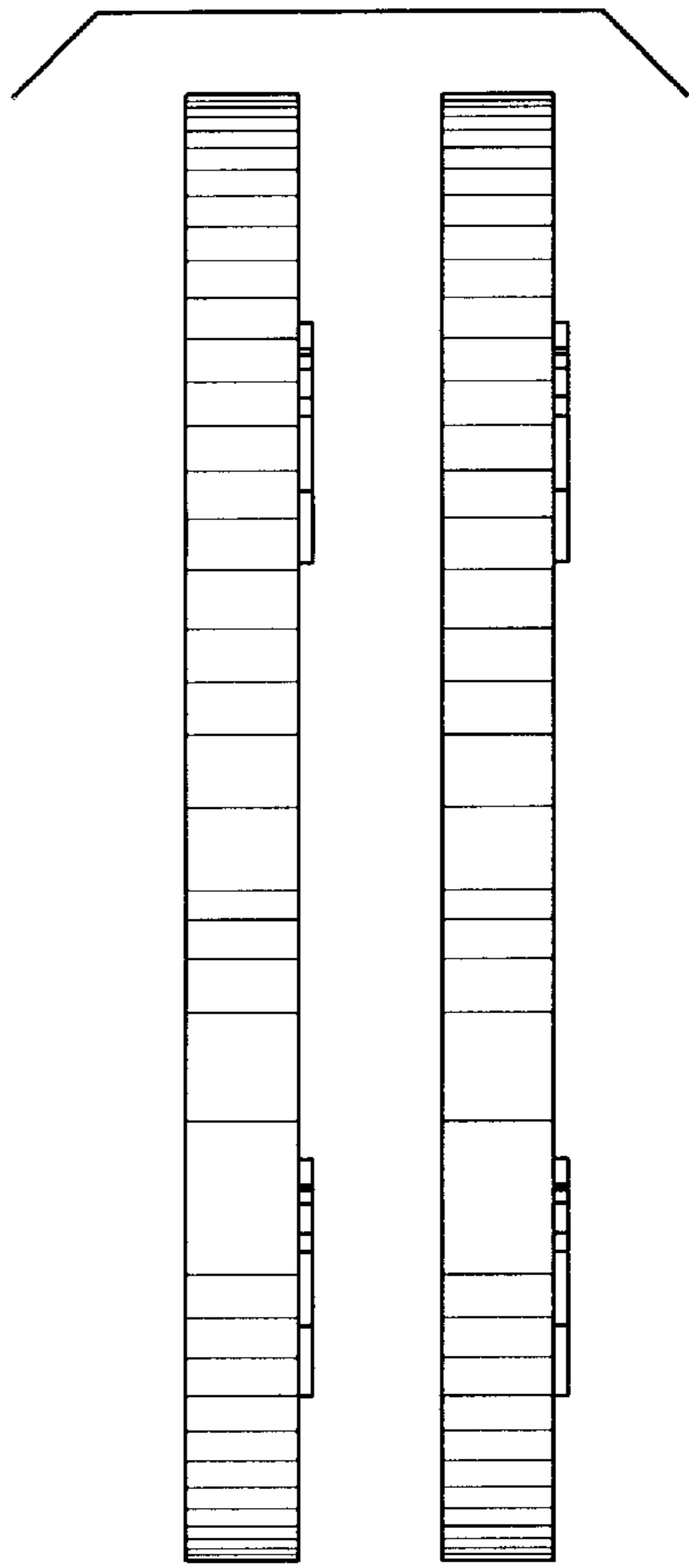


FIG. 4

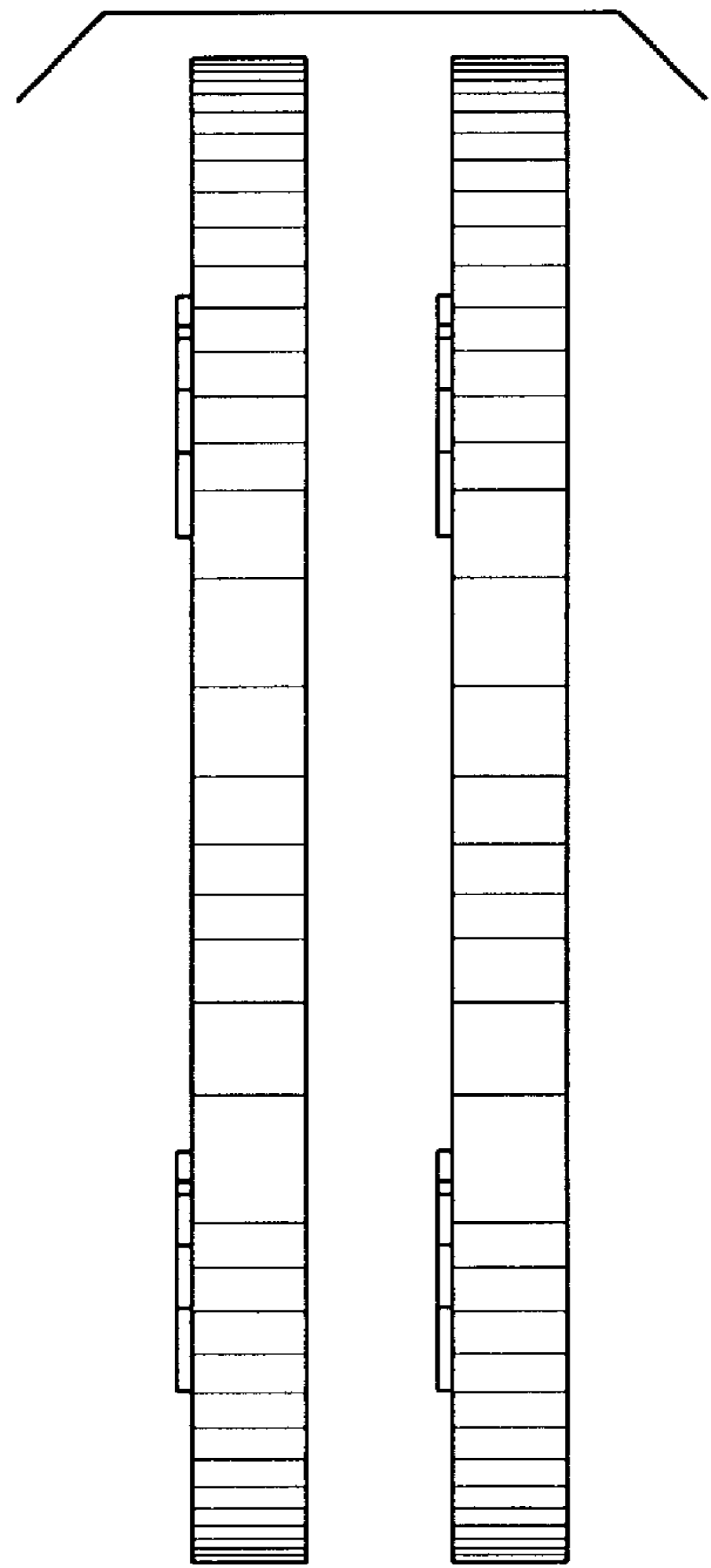


FIG. 5

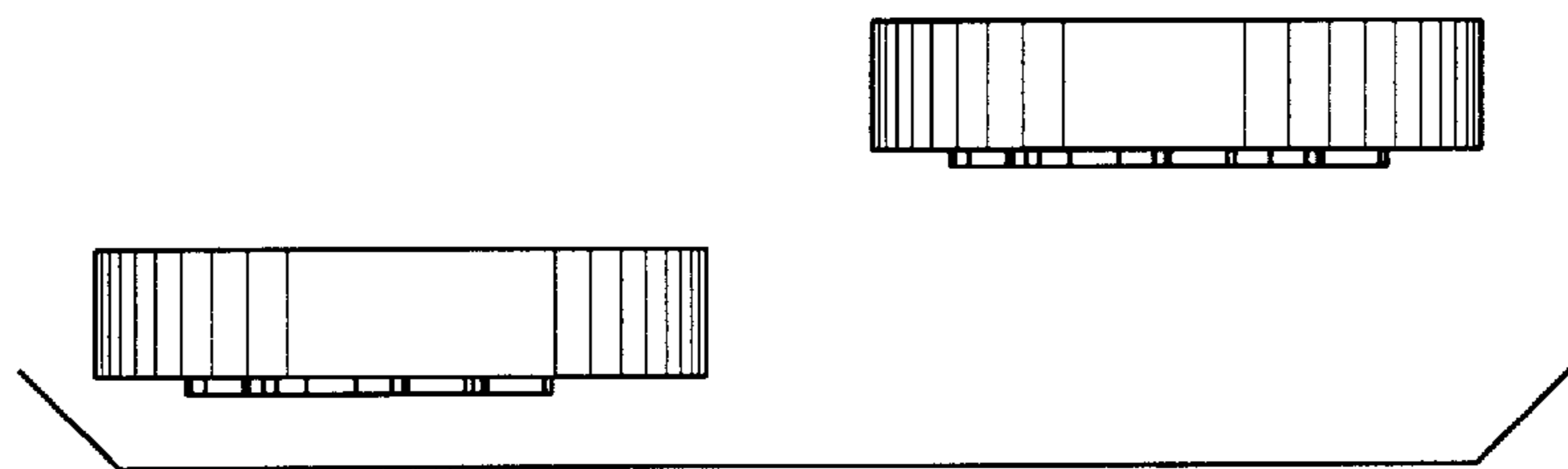


FIG. 6

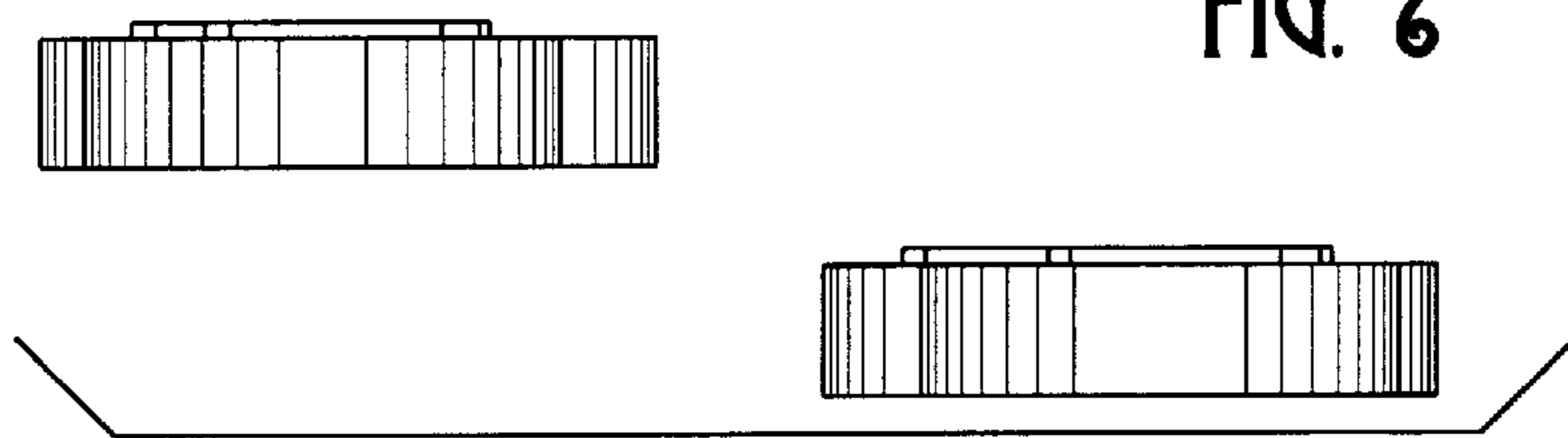


FIG. 7

