



US00D440380S

(12) **United States Design Patent**
Orr et al.

(10) **Patent No.:** **US D440,380 S**

(45) **Date of Patent:** **** Apr. 17, 2001**

(54) **HAT HAVING A STORAGE COMPARTMENT FOR COOLANTS**

(76) Inventors: **James C. Orr**, 295 Locust Hill, Shelburne, VT (US) 05482; **Charles L. Houton**, 203 College St., Apt. #1, Burlington, VT (US) 05401

(**) Term: **14 Years**

(21) Appl. No.: **29/122,103**

(22) Filed: **Apr. 20, 2000**

(51) **LOC (7) Cl.** **02-03**

(52) **U.S. Cl.** **D2/866; D2/886**

(58) **Field of Search** D2/865, 866, 882, D2/884, 886; 2/171, 175.1, 175.6, 181, 181.4, 195.1, 195.2, 195.3, 209.11, 209.13

(56) **References Cited**

U.S. PATENT DOCUMENTS

- D. 340,344 * 10/1993 McPherson D2/884
- D. 414,593 * 10/1999 Knapp D2/882
- 858,349 * 6/1907 Phillippi 2/181.4
- 1,581,445 * 4/1926 Hoover 2/209.11

- 2,013,245 * 9/1935 Lewis 2/181
- 4,610,038 * 9/1986 Dennard 2/209.11
- 5,488,740 * 2/1996 Garra 2/175.1
- 5,539,929 * 7/1996 Revson 2/195.1

* cited by examiner

Primary Examiner—Paula A. Mortimer

(74) *Attorney, Agent, or Firm*—Thomas Neiman

(57) **CLAIM**

The ornamental design for a hat having a storage compartment for coolants, as shown and described.

DESCRIPTION

FIG. 1 is a top plan view of the novel hat having a storage compartment for coolants;
 FIG. 2 is a front elevational view thereof, the opposite side view being a mirror image thereof;
 FIG. 3 is a side (either) elevational view thereof, the opposite side view being a mirror image thereof;
 FIG. 4 is a bottom plan view thereof; and,
 FIG. 5 is a perspective view of the hat with the zippered portion opened to display the storage compartment for coolants.

1 Claim, 1 Drawing Sheet

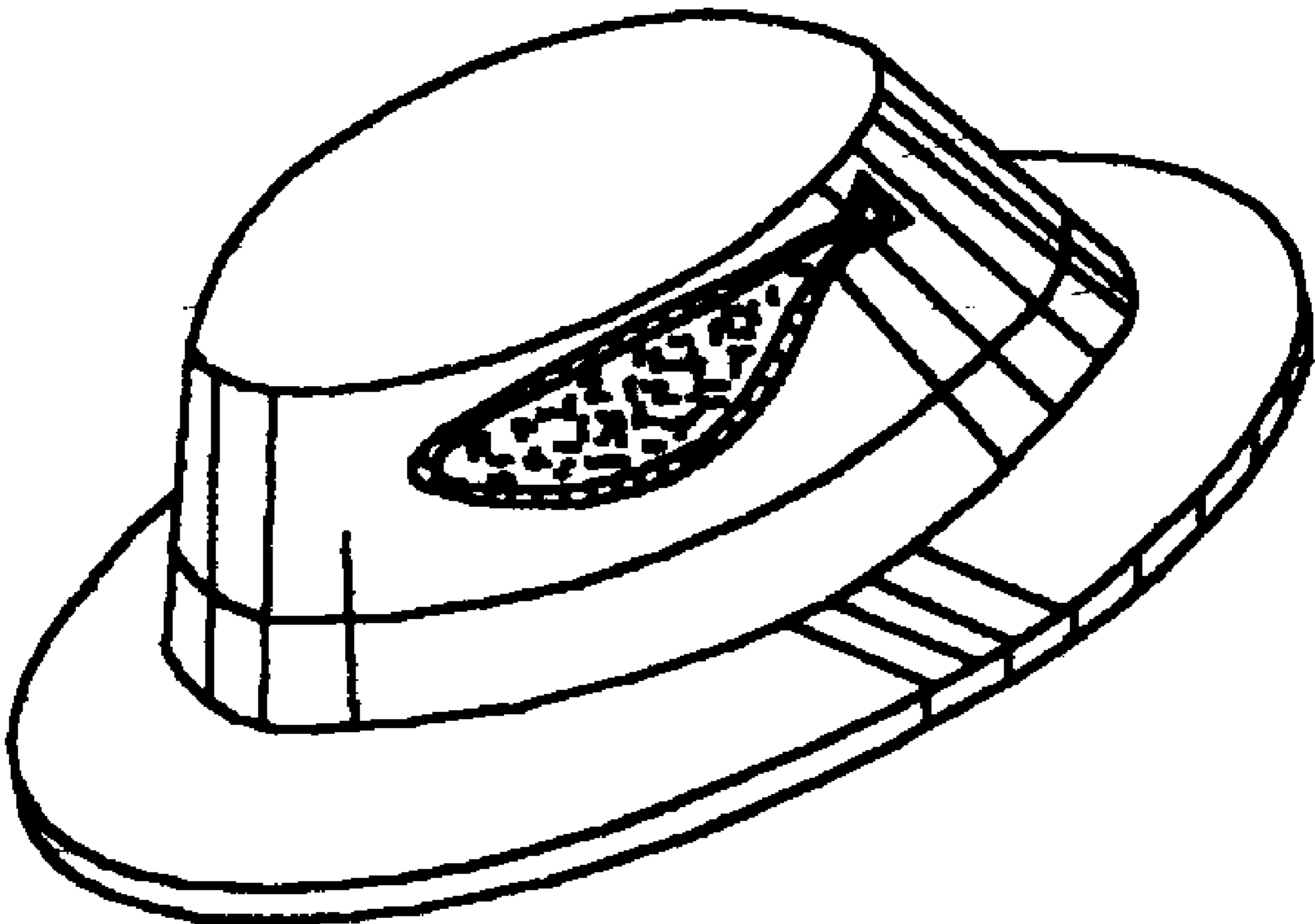


Figure 1

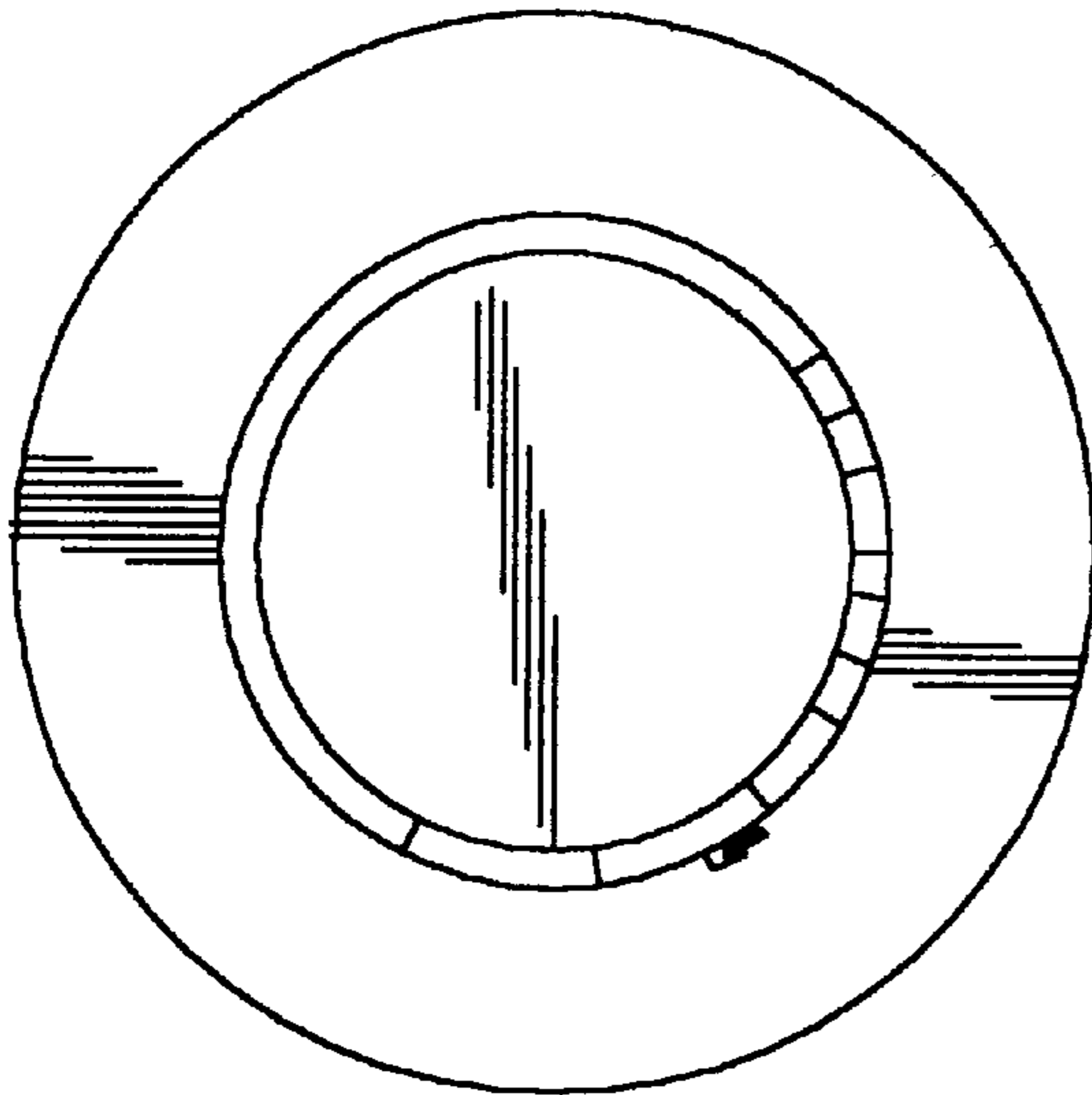


Figure 2

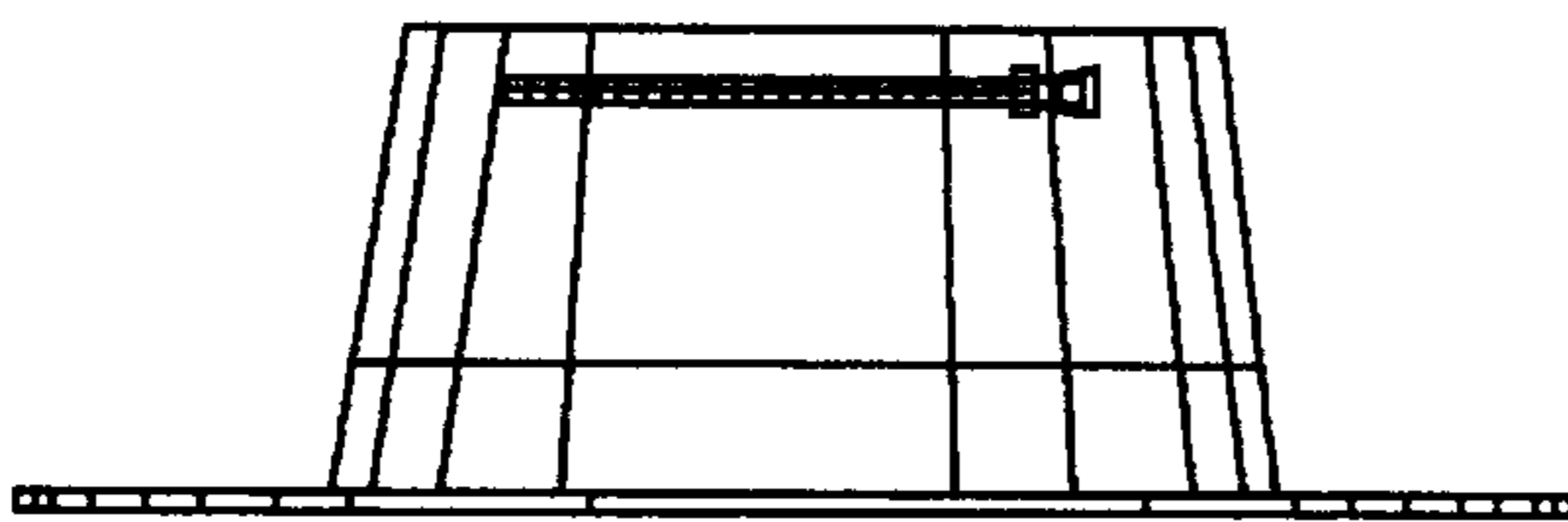


Figure 4

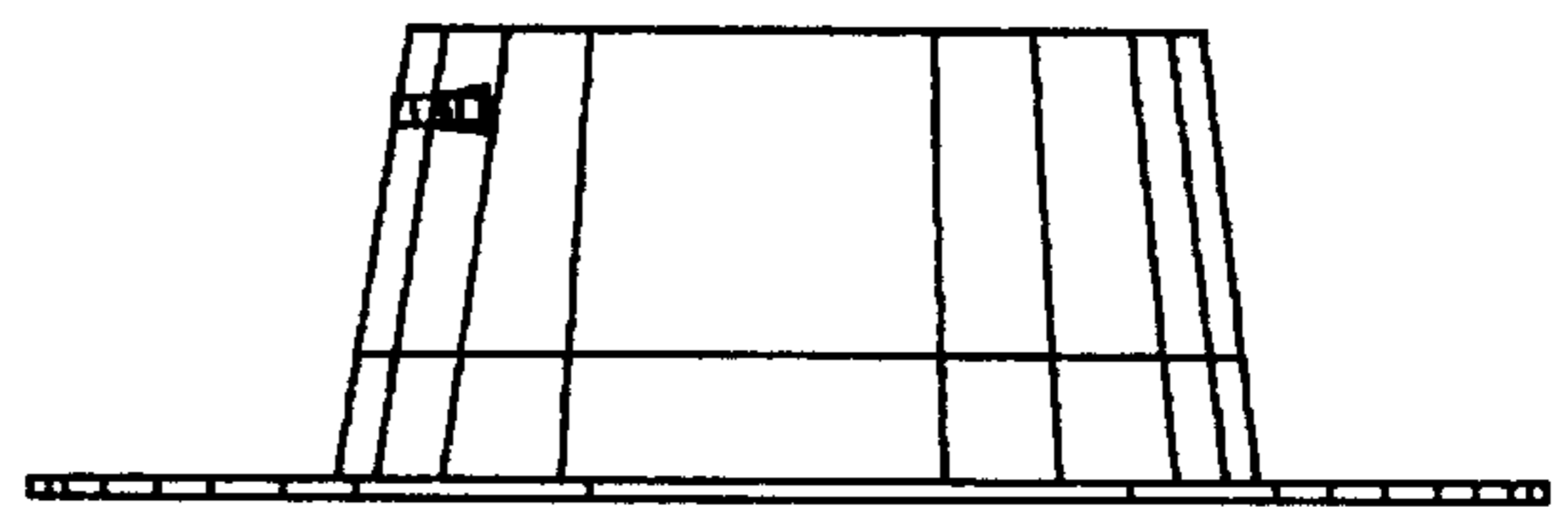


Figure 3

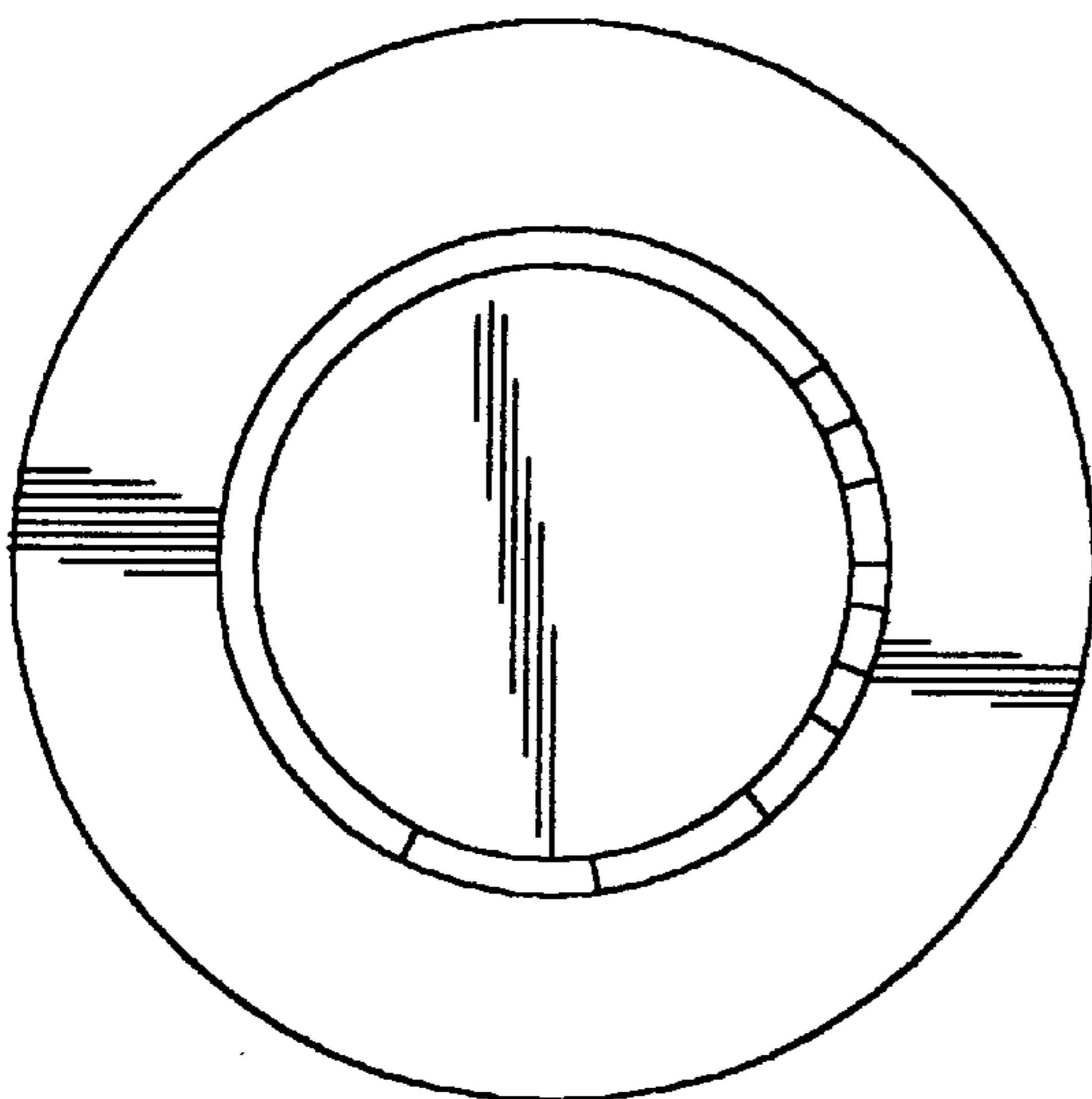


Figure 5

