



US00D440375S

(12) **United States Design Patent**
Robinson

(10) **Patent No.:** **US D440,375 S**

(45) **Date of Patent:** **** Apr. 10, 2001**

(54) **URN**

(76) **Inventor:** **Hewitt Robinson**, 1641 E. Broad
Ripple Ave., Indianapolis, IN (US)
46204

(**) **Term:** **14 Years**

(21) **Appl. No.:** **29/123,160**

(22) **Filed:** **May 11, 2000**

(51) **LOC (7) Cl.** **99-00**

(52) **U.S. Cl.** **D99/5**

(58) **Field of Search** D99/1, 5; D7/540,
D7/545, 542, 503, 504, 612, 615; D23/367;
27/1, 2, 3, 4, 5, 6, 7, 8, 9, 10; D11/143,
145, 146, 151, 152, 154; 220/630

(56) **References Cited**

U.S. PATENT DOCUMENTS

D. 80,722	*	3/1930	Fairchild	D7/540
D. 91,521	*	2/1934	Hanks	D7/540
D. 94,211	*	1/1935	Guild	D7/542
D. 236,406	*	8/1975	Achenbach	D7/615

D. 237,586	*	11/1975	Plummer	D9/503
D. 266,620	*	10/1982	Krech	D99/5
D. 348,312	*	6/1994	Schwartz et al.	D23/367
D. 356,422	*	3/1995	Parker	D99/5
D. 360,732	*	7/1995	Parker	D99/5
D. 424,273	*	5/2000	Robinson	D99/5

* cited by examiner

Primary Examiner—Paula A. Mortimer

(74) *Attorney, Agent, or Firm*—Woodard, Emhardt,
Naughton, Moriarty & McNett

(57) **CLAIM**

The ornamental design for an urn, as shown and described.

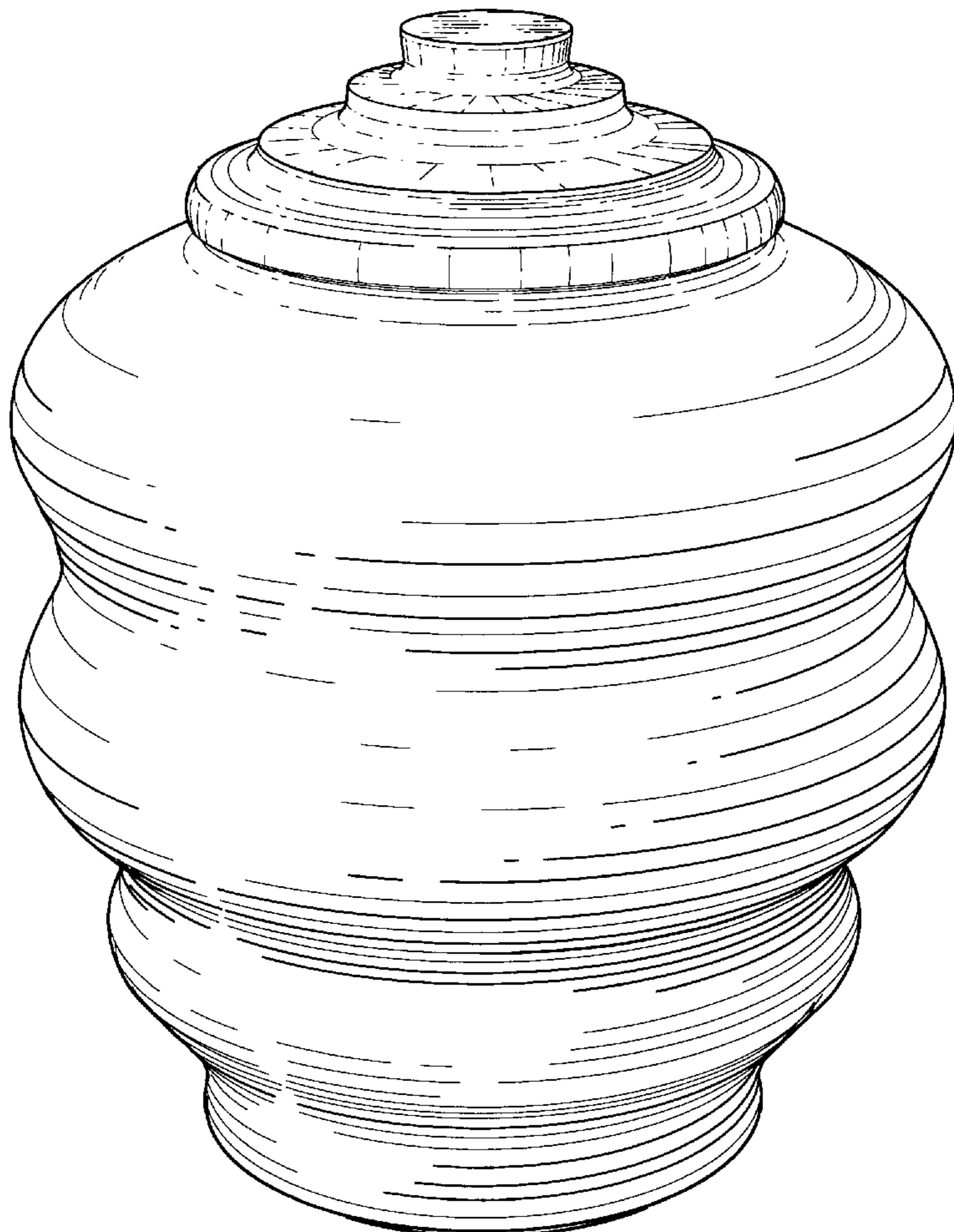
DESCRIPTION

FIG. 1 is a perspective view of the urn of the present invention;

FIG. 2 is a front elevational view of the urn, the rear elevation and side elevations of the urn are identical to FIG. 2;

FIG. 3 is a top plan view of the urn; and,
FIG. 4. is a bottom plan view of the urn.

1 Claim, 3 Drawing Sheets



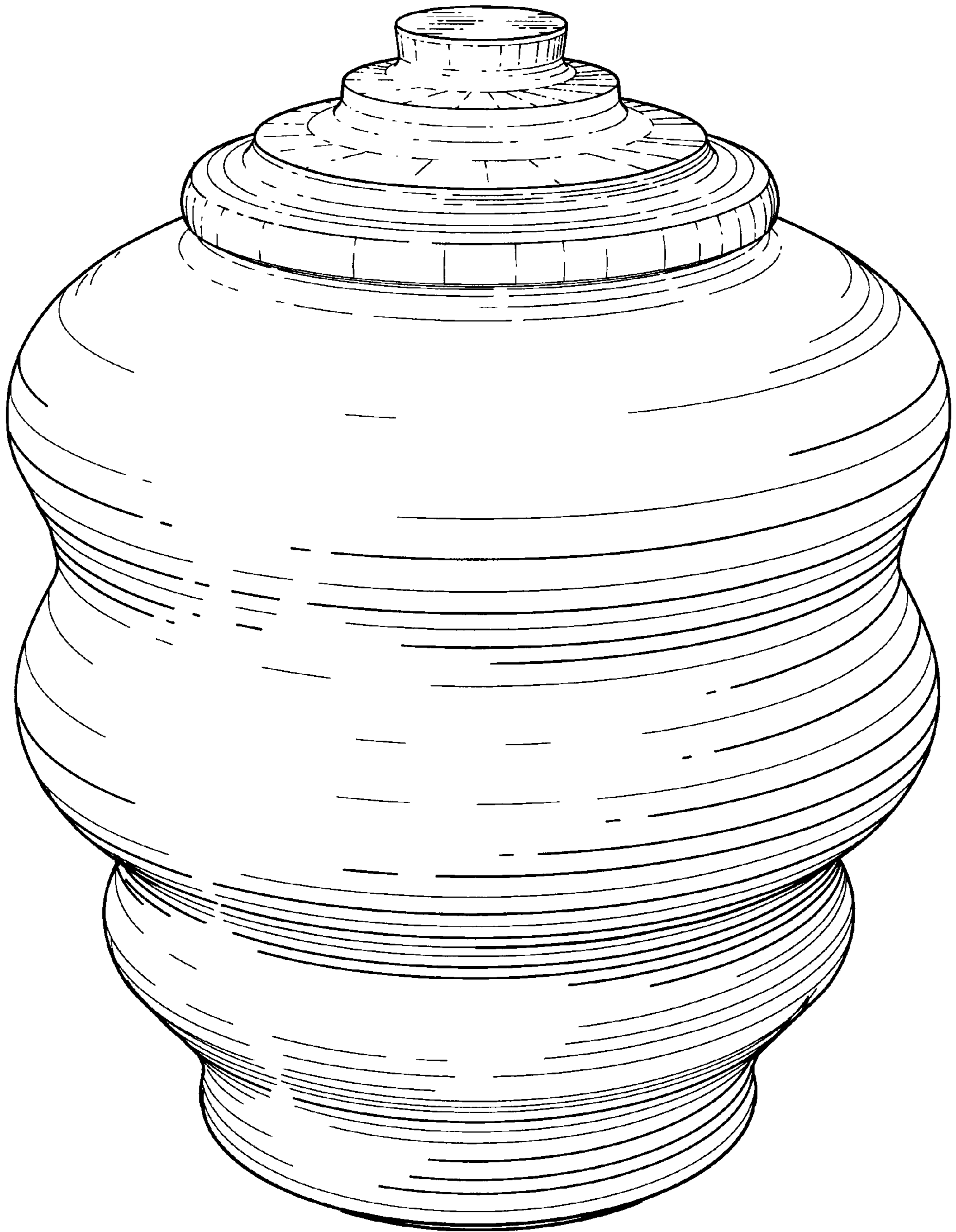


Fig. 1




Fig. 2

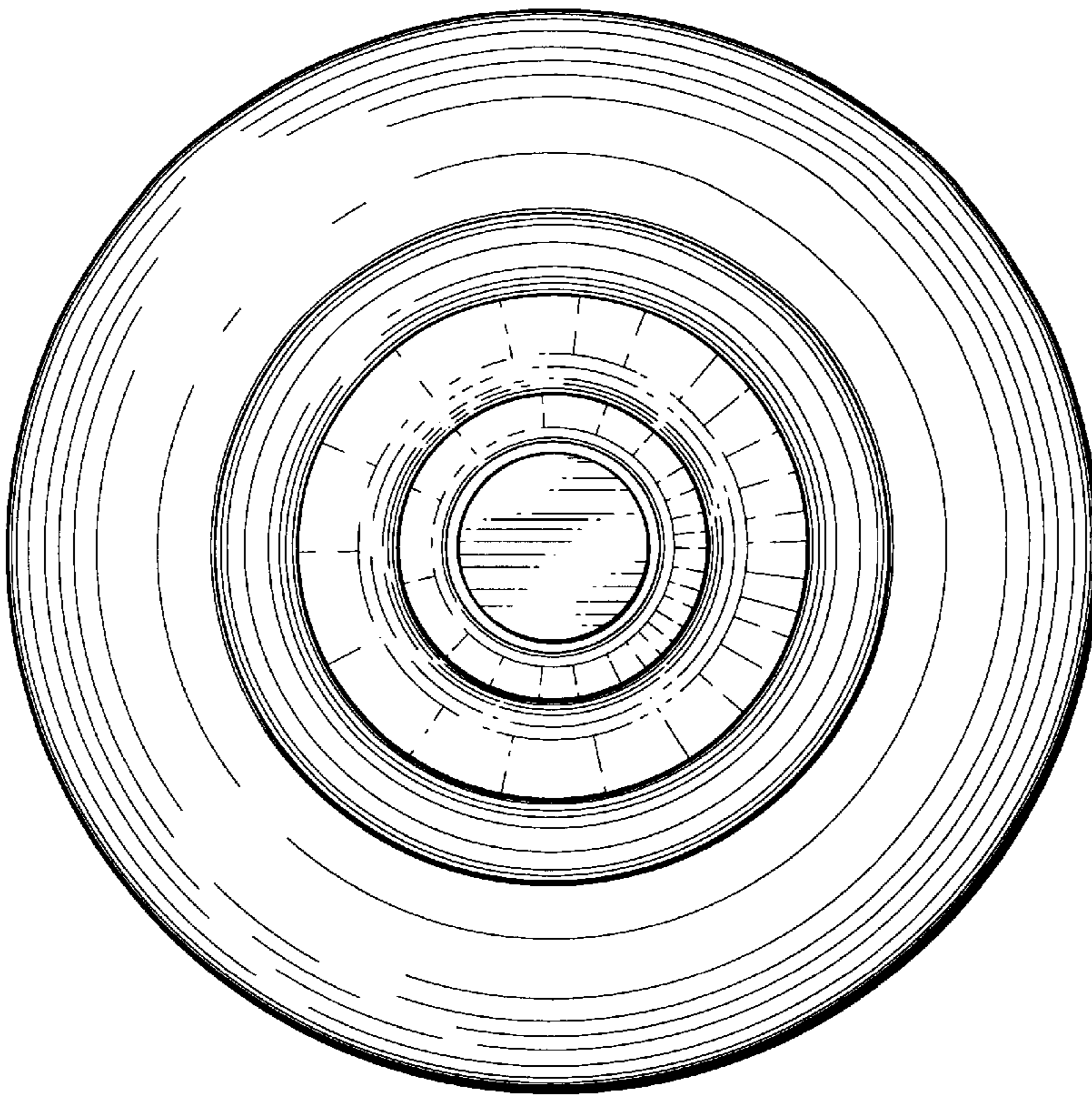


Fig. 3

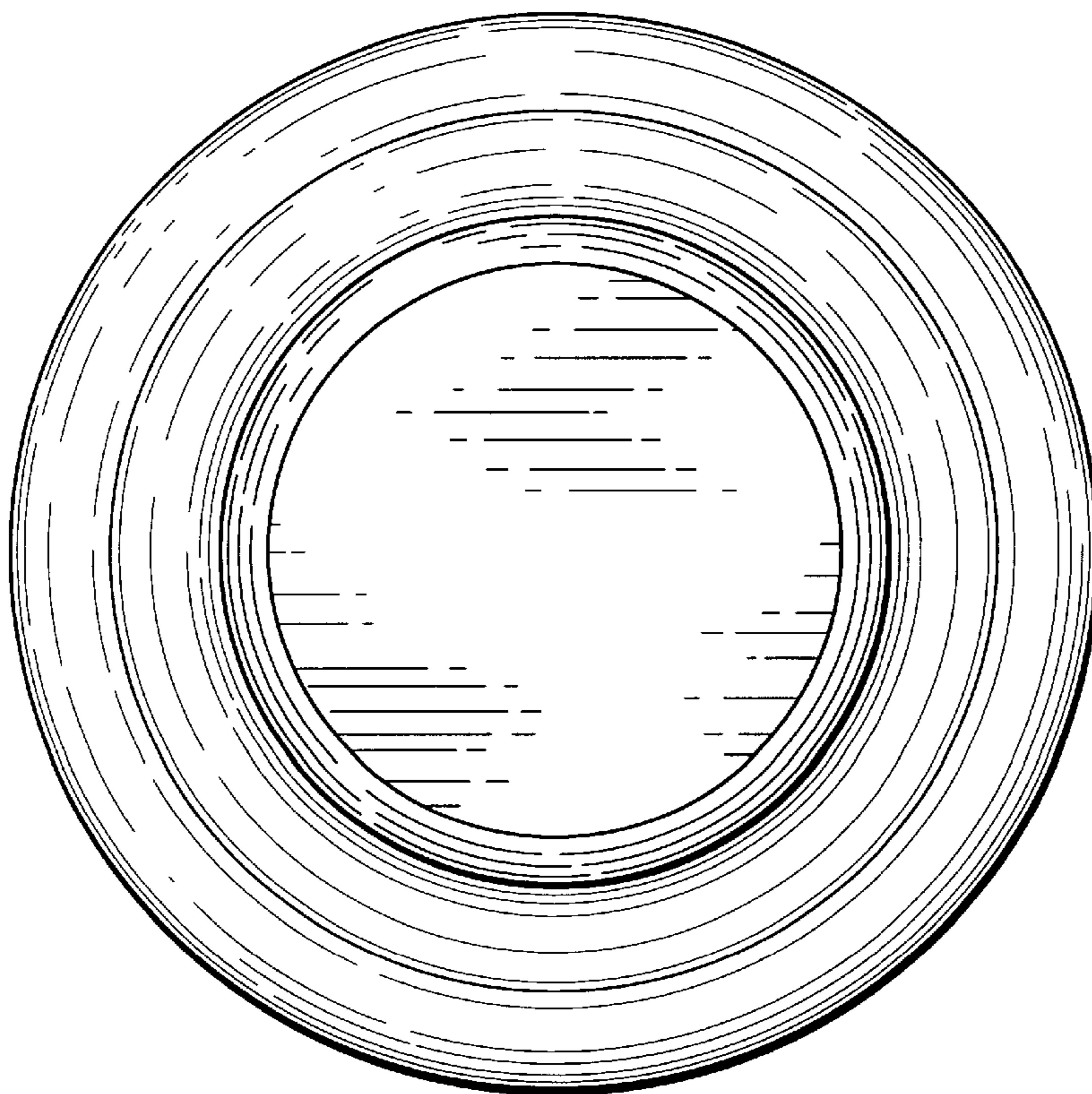


Fig. 4