



US00D440364S

(12) **United States Design Patent**  
**LaZar et al.**

(10) **Patent No.:** **US D440,364 S**

(45) **Date of Patent:** **\*\* Apr. 10, 2001**

(54) **CLOTHES TREATING APPARATUS**

D. 385,435 \* 10/1997 Bergelin ..... D6/445

D. 390,042 \* 2/1998 Walters, III et al. .... D6/446

5,152,077 \* 10/1992 Liang ..... 34/77

(75) Inventors: **Ralph LaZar**, Skokie; **Marianne Grisdale**, Chicago, both of IL (US)

**OTHER PUBLICATIONS**

(73) Assignee: **Whirlpool Corporation**, Benton Harbor, MI (US)

“Utility Storage Cabinet”, p. 1064, Montgomery Ward Fall & Winter catalog, 1979.\*

(\* ) Notice: This patent is subject to a terminal disclaimer.

\* cited by examiner

(\*\*) Term: **14 Years**

*Primary Examiner*—Louis S. Zarfes

*Assistant Examiner*—Robert A. Delehanty

(21) Appl. No.: **29/123,221**

(74) *Attorney, Agent, or Firm*—Robert O. Rice; Thomas J. Roth; Andrea Powers Denklau

(22) Filed: **May 12, 2000**

(57) **CLAIM**

The ornamental design for a clothes treating apparatus, as shown and described.

**Related U.S. Application Data**

**DESCRIPTION**

(63) Continuation-in-part of application No. 29/099,736, filed on Jan. 26, 1999, now abandoned, and a continuation-in-part of application No. 29/099,659, filed on Jan. 26, 1999, now Pat. No. Des. 432,281.

FIG. 1 is a perspective view of a clothes treating apparatus showing our new design.

(51) **LOC (7) Cl.** ..... **15-05**

FIG. 2 is a front elevational view of a clothes treating apparatus showing our new design.

(52) **U.S. Cl.** ..... **D32/6**

(58) **Field of Search** ..... D32/1, 6, 8, 10, D32/12, 13, 25, 28; D6/432, 444, 445, 446, 436; 312/204, 206, 224, 225; 68/5 R, 12.08; 34/77

FIG. 3 is a left side elevational view of a clothes treating apparatus showing our new design, the right side elevational view being a mirror image; and,

FIG. 4 is a top plan view of a clothes treating apparatus showing our new design.

(56) **References Cited**

The broken lines shown in FIGS. 1–4 are for environment and form no part of the claimed design.

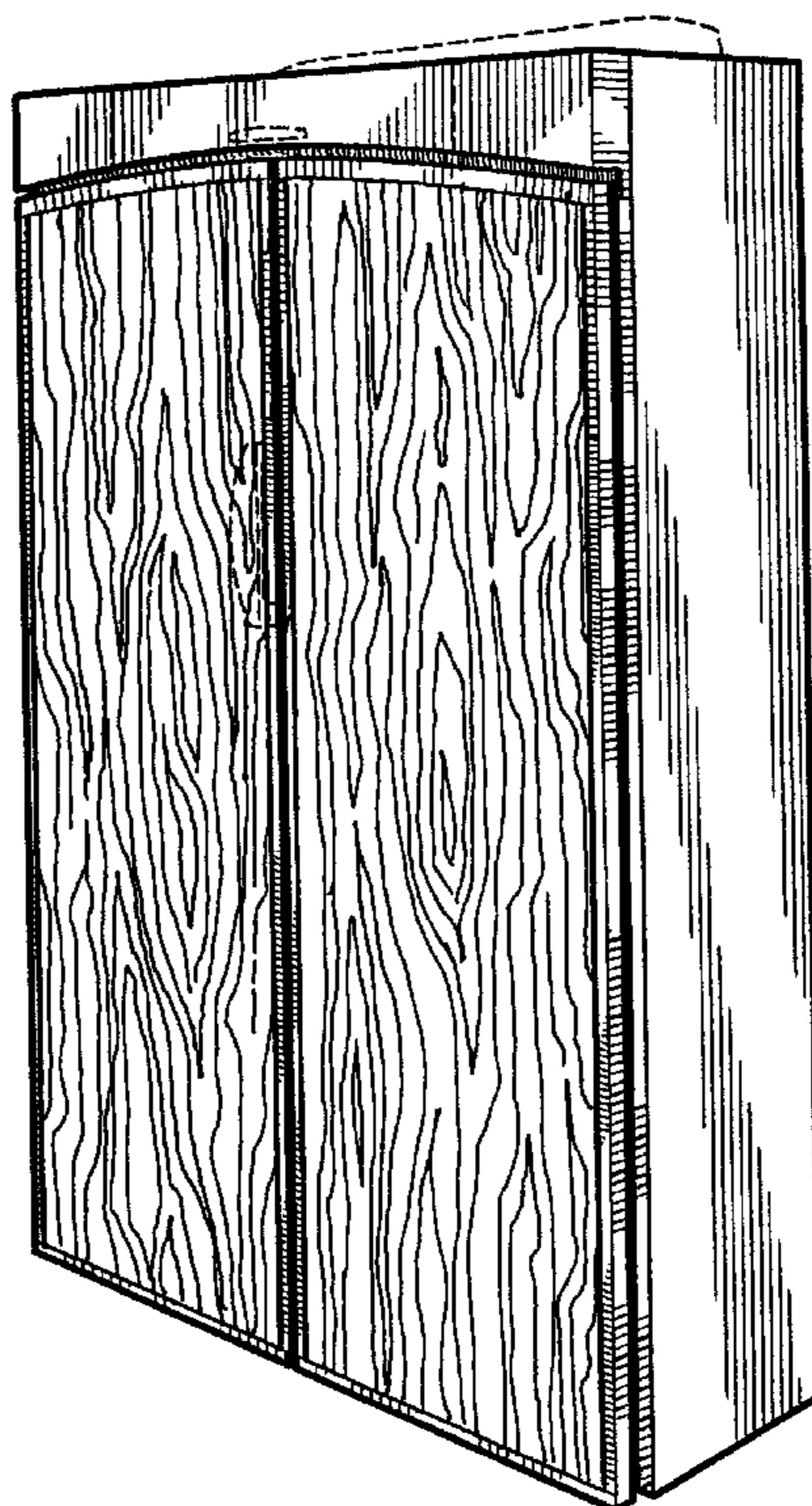
**U.S. PATENT DOCUMENTS**

The bottom and rear of the clothes treating apparatus form no part of the claimed design.

D. 277,150 \* 1/1985 Tebbe et al. .... D6/446

D. 314,464 \* 2/1991 Justice ..... D6/446

**1 Claim, 2 Drawing Sheets**



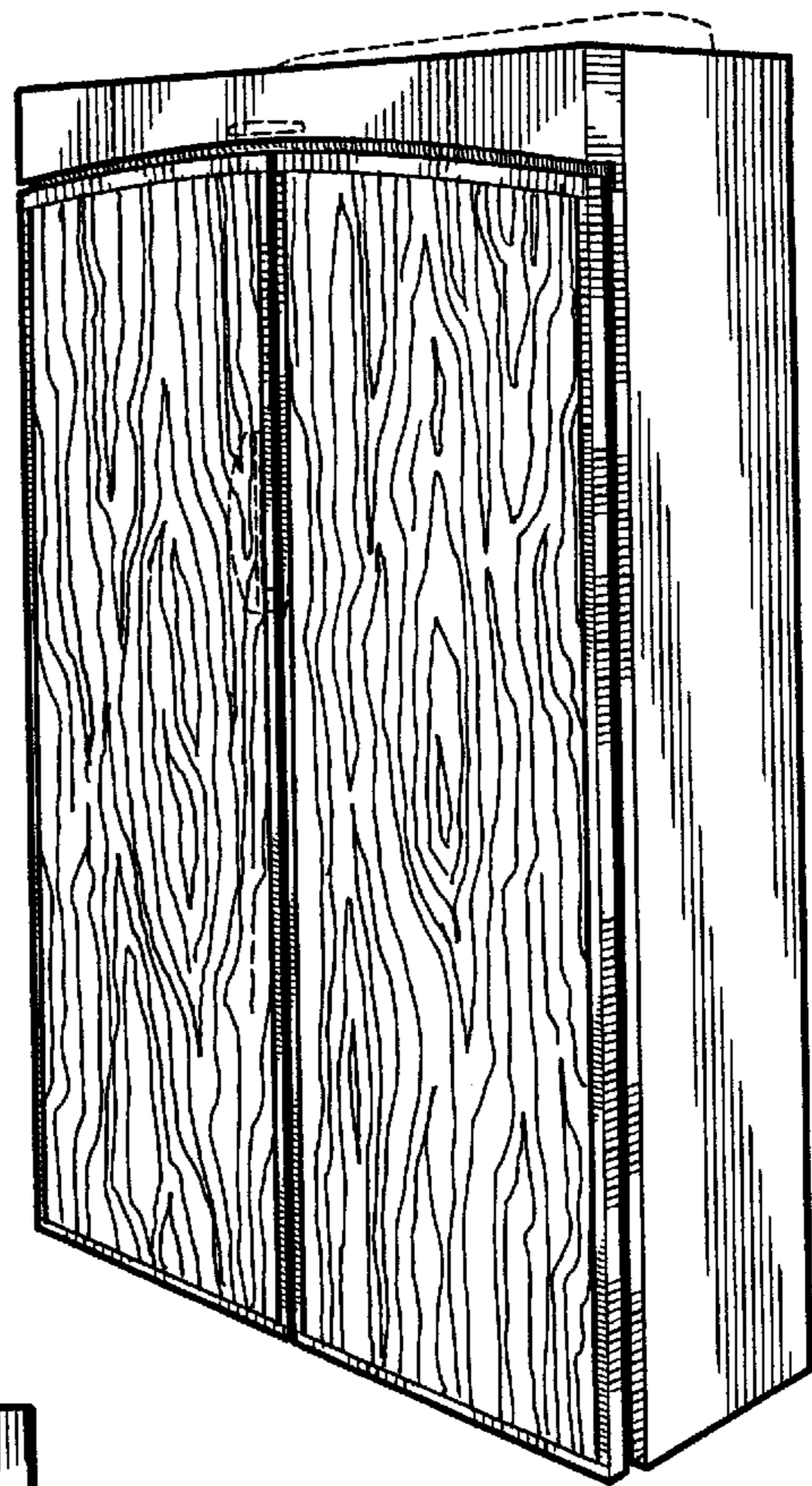


Fig. 1

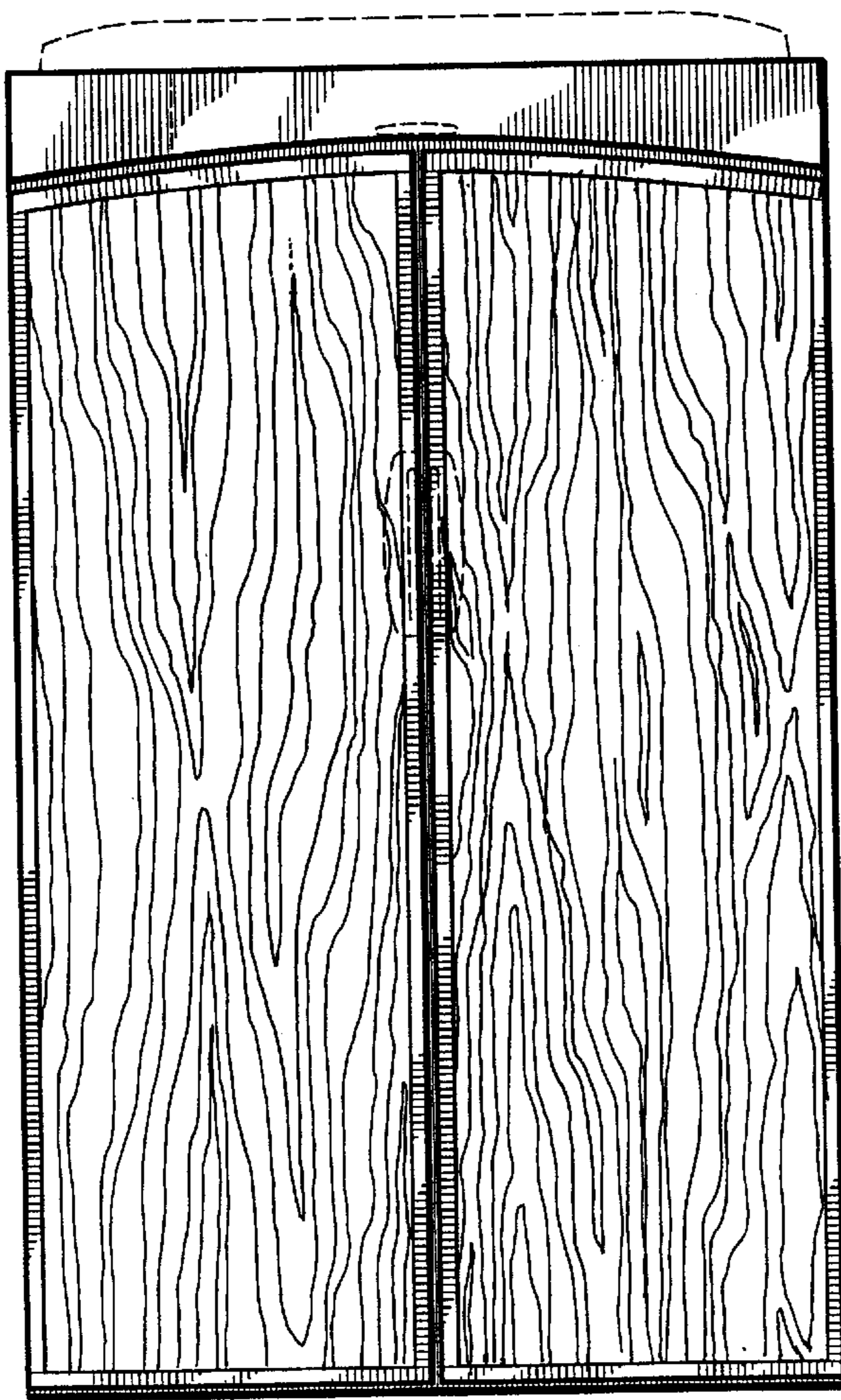


Fig. 2




Fig. 3

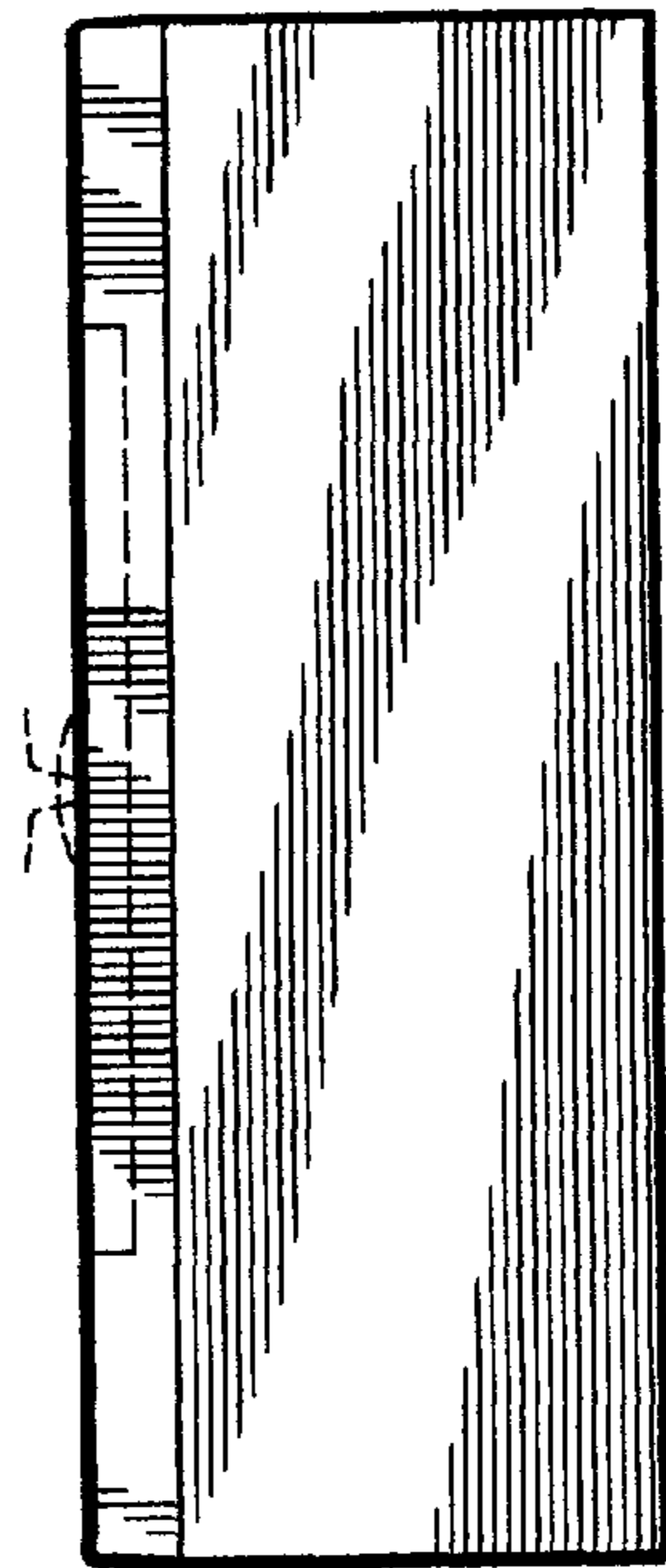


Fig. 4