



US00D440359S

(12) **United States Design Patent**
Watts

(10) **Patent No.:** **US D440,359 S**

(45) **Date of Patent:** **** Apr. 10, 2001**

(54) **BIRD CAGE BARRIER**

5,088,445 * 2/1992 Brindamour 119/470
5,694,884 * 12/1997 Eicoff 119/469

(76) Inventor: **Patricia Watts**, 655 S. Velare St., #6,
Anaheim, CA (US) 92804

* cited by examiner

(*) Notice: This patent is subject to a terminal disclaimer.

Primary Examiner—Louis S. Zarfes
Assistant Examiner—Catherine R. Oliver
(74) *Attorney, Agent, or Firm*—Knobbe, Martens, Olson & Bear LLP

(**) Term: **14 Years**

(21) Appl. No.: **29/107,295**

(57) **CLAIM**

(22) Filed: **Jun. 30, 1999**

The ornamental design for a bird cage barrier, as shown and described.

(51) **LOC (7) Cl.** **30-02**

(52) **U.S. Cl.** **D30/110**

(58) **Field of Search** D30/108-120;
119/470, 469; D3/241, 244

DESCRIPTION

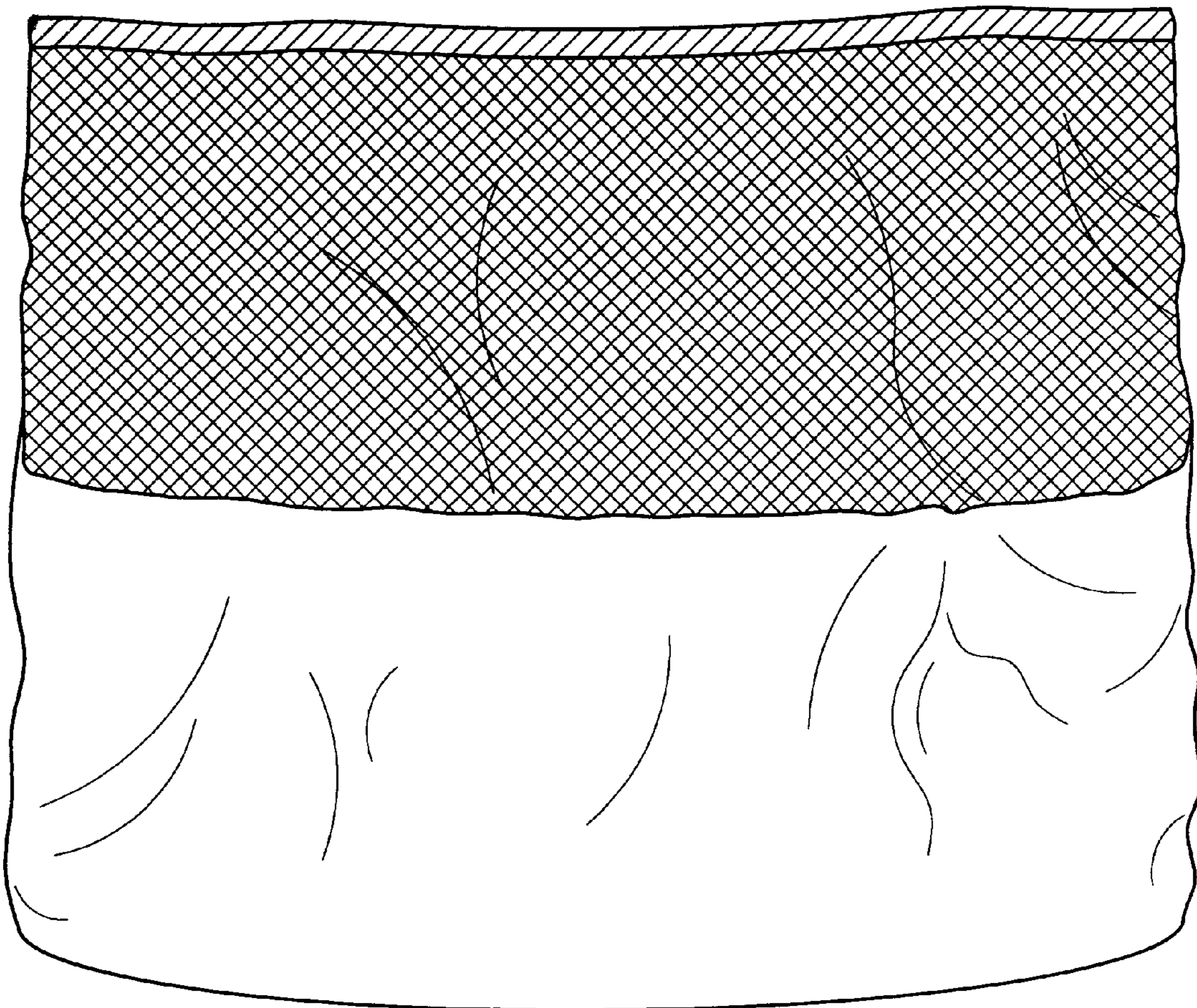
FIG. 1 is a perspective view of the bird cage barrier having a round cross-sectional profile;
FIG. 2 is a side view of the bird cage barrier of FIG. 1;
FIG. 3 is a top view of the bird cage barrier of FIG. 1; and,
FIG. 4 is a bottom view of the bird cage barrier of FIG. 1.

(56) **References Cited**

U.S. PATENT DOCUMENTS

2,045,472 * 6/1936 Kearney et al. 119/470
4,991,544 * 2/1991 Galvin et al. 119/470

1 Claim, 4 Drawing Sheets



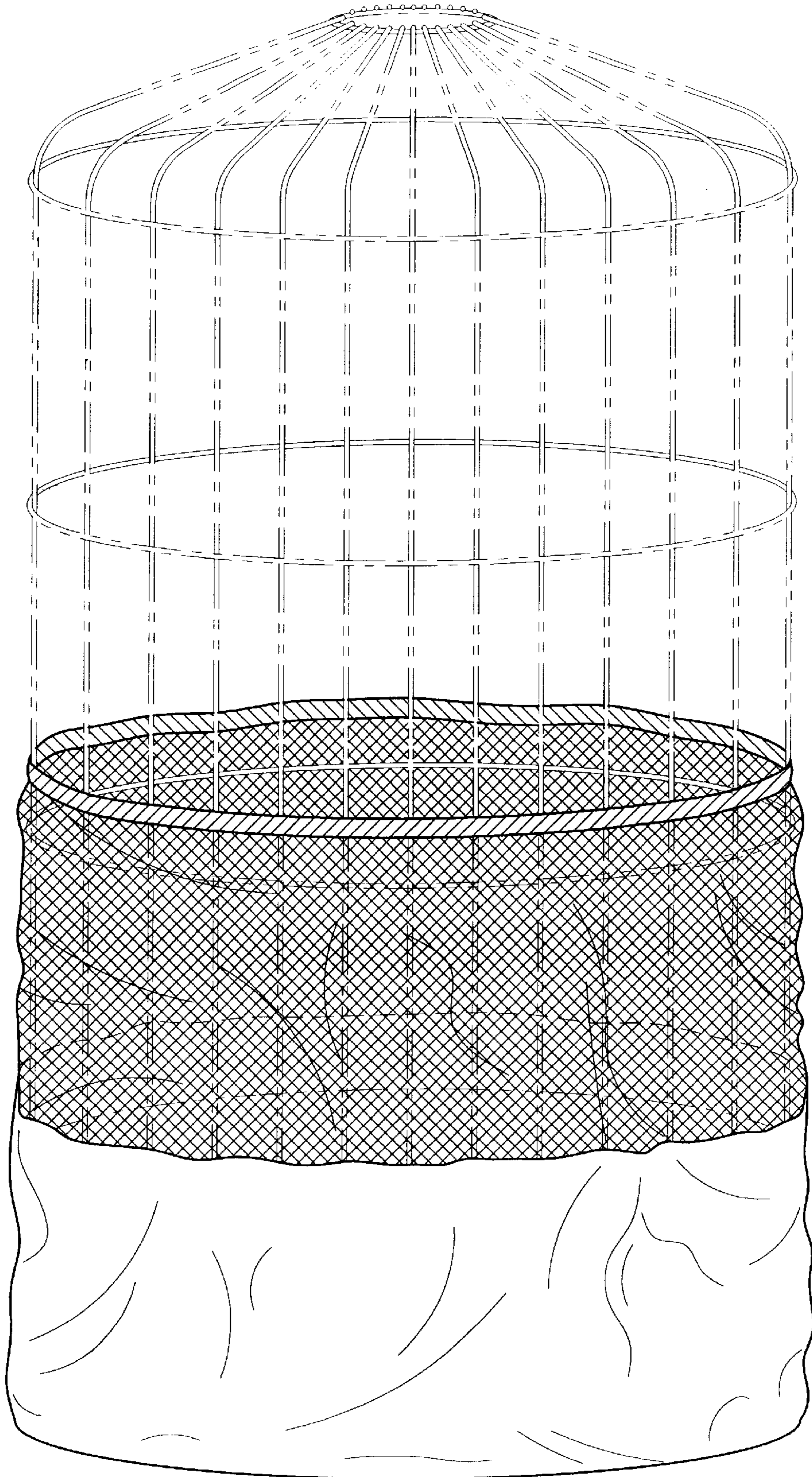


FIG. 1

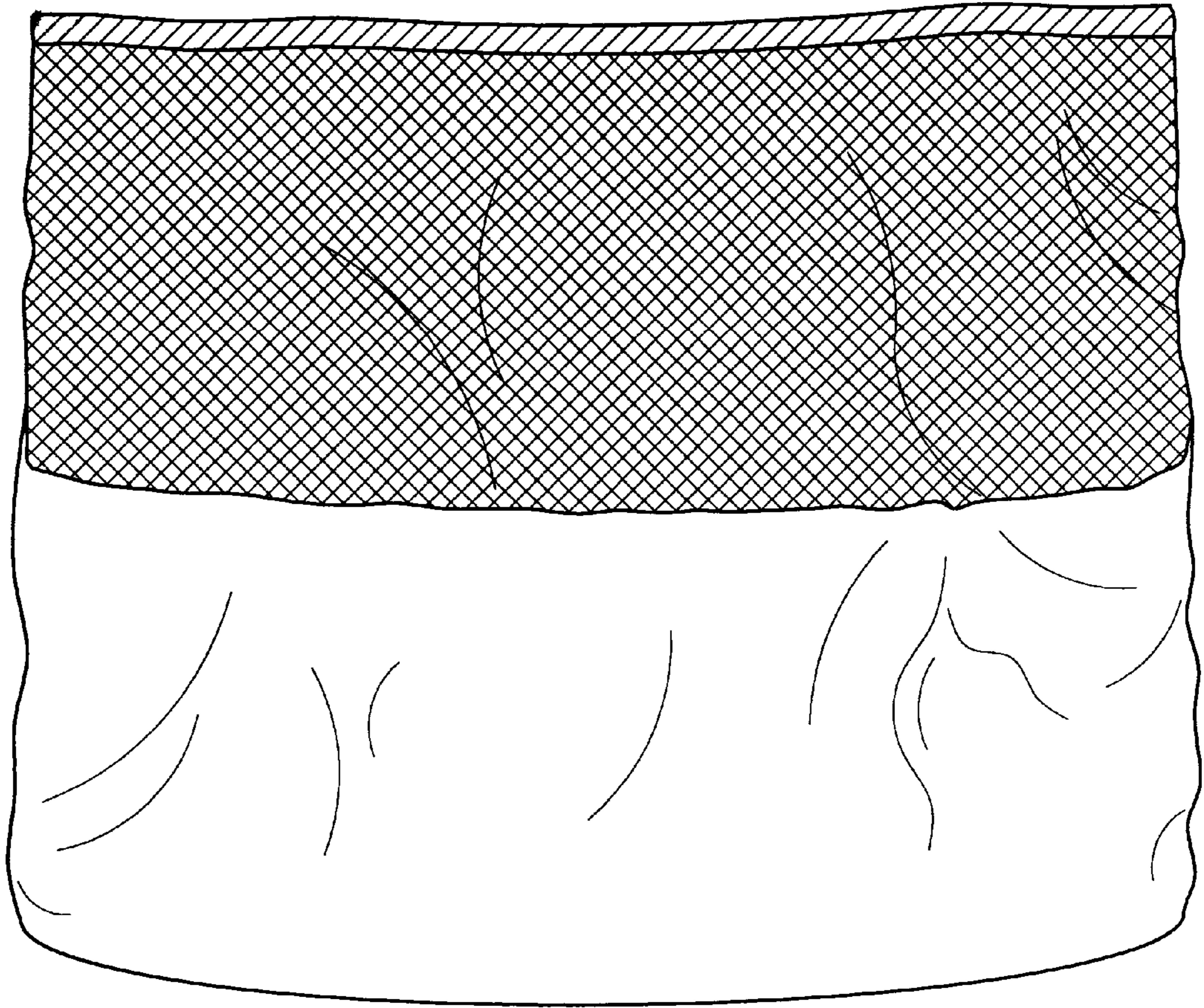


FIG. 2




FIG. 3




FIG. 4