



US00D440355S

(12) **United States Design Patent**
Nati

(10) **Patent No.:** **US D440,355 S**

(45) **Date of Patent:** **** Apr. 10, 2001**

(54) **BACK SCRUBBER**

(76) Inventor: **Apollonia Nati**, 4555 Pike St., New York City, NY (US) 10002

(**) Term: **14 Years**

(21) Appl. No.: **29/105,236**

(22) Filed: **May 20, 1999**

(51) **LOC (7) Cl.** **28-03**

(52) **U.S. Cl.** **D28/63**

(58) **Field of Search** D28/7, 63; 15/104.93, 15/104.94, 208, 209.1, 210.1, 222, 227; 601/137, 138, 143; 401/8, 201

(56) **References Cited**

U.S. PATENT DOCUMENTS

D. 393,102	*	3/1998	Meier	D28/7
1,404,401	*	1/1922	Novick	401/8
2,730,745	*	1/1956	Norman	15/222 X
3,720,205	*	3/1973	Liebman	601/143
3,959,841	*	6/1976	Horne	15/104.94
3,977,796	*	8/1976	Gillespie et al.	401/8

4,067,325	*	1/1978	Olask	601/137
5,326,610	*	7/1994	Moss	15/208 X
5,545,456	*	8/1996	Suida	15/208 X

* cited by examiner

Primary Examiner—Alan P. Douglas
Assistant Examiner—Lavone D. Tabor

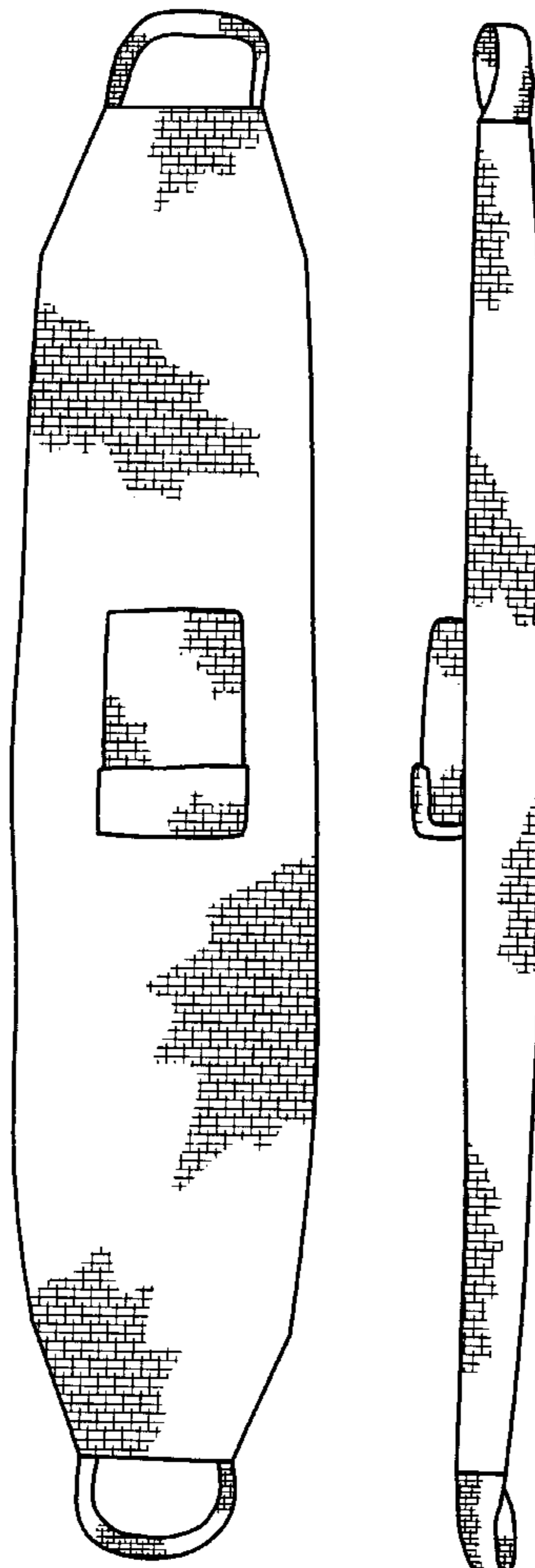
(57) **CLAIM**

The ornamental design for a back scrubber, as shown and described.

DESCRIPTION

FIG. 1 is a front elevational view of the back scrubber of the present invention;
FIG. 2 is a top plan view of the back scrubber of FIG. 1, the bottom plan view being a mirror image thereof;
FIG. 3 is a left side elevational view of the back scrubber of FIG. 1, the right side elevational view being a mirror image thereof; and,
FIG. 4 is a top, rear, left side perspective view of the back scrubber of FIG. 1 in an alternate position.

1 Claim, 2 Drawing Sheets



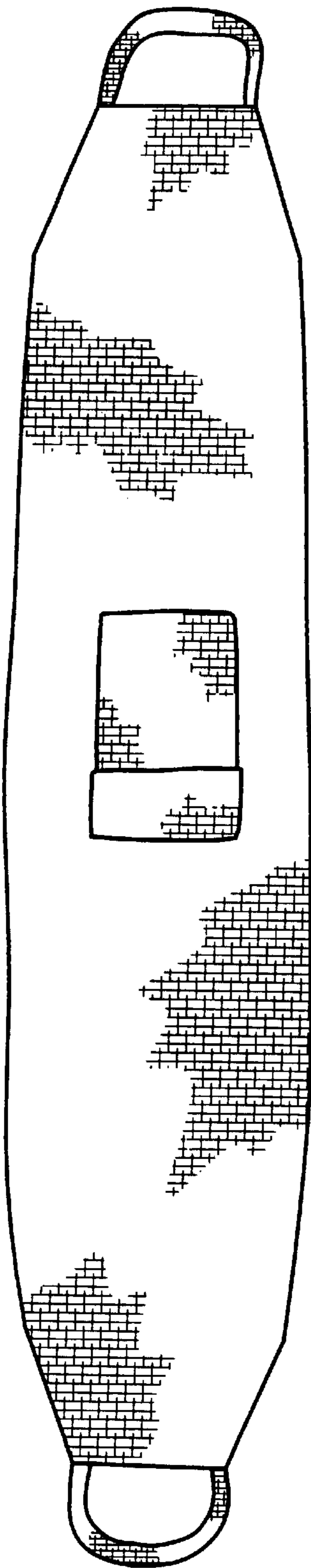


FIG. 1

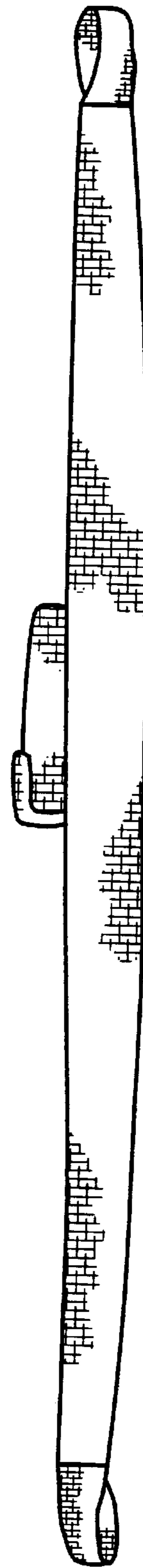


FIG. 2

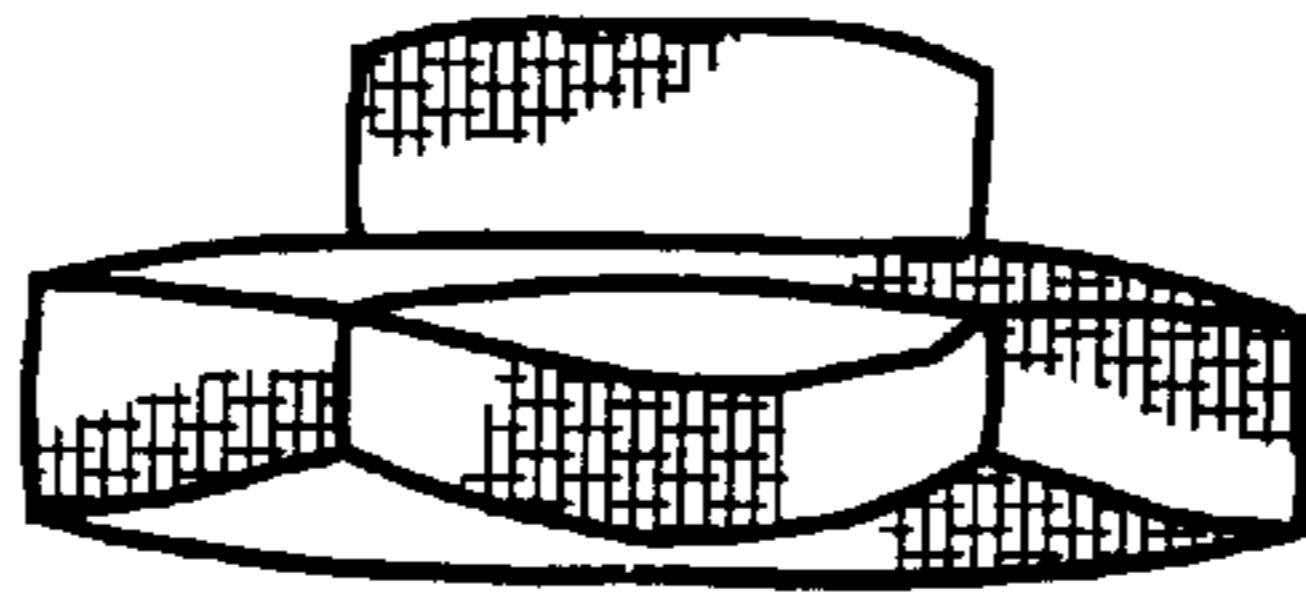


FIG. 3

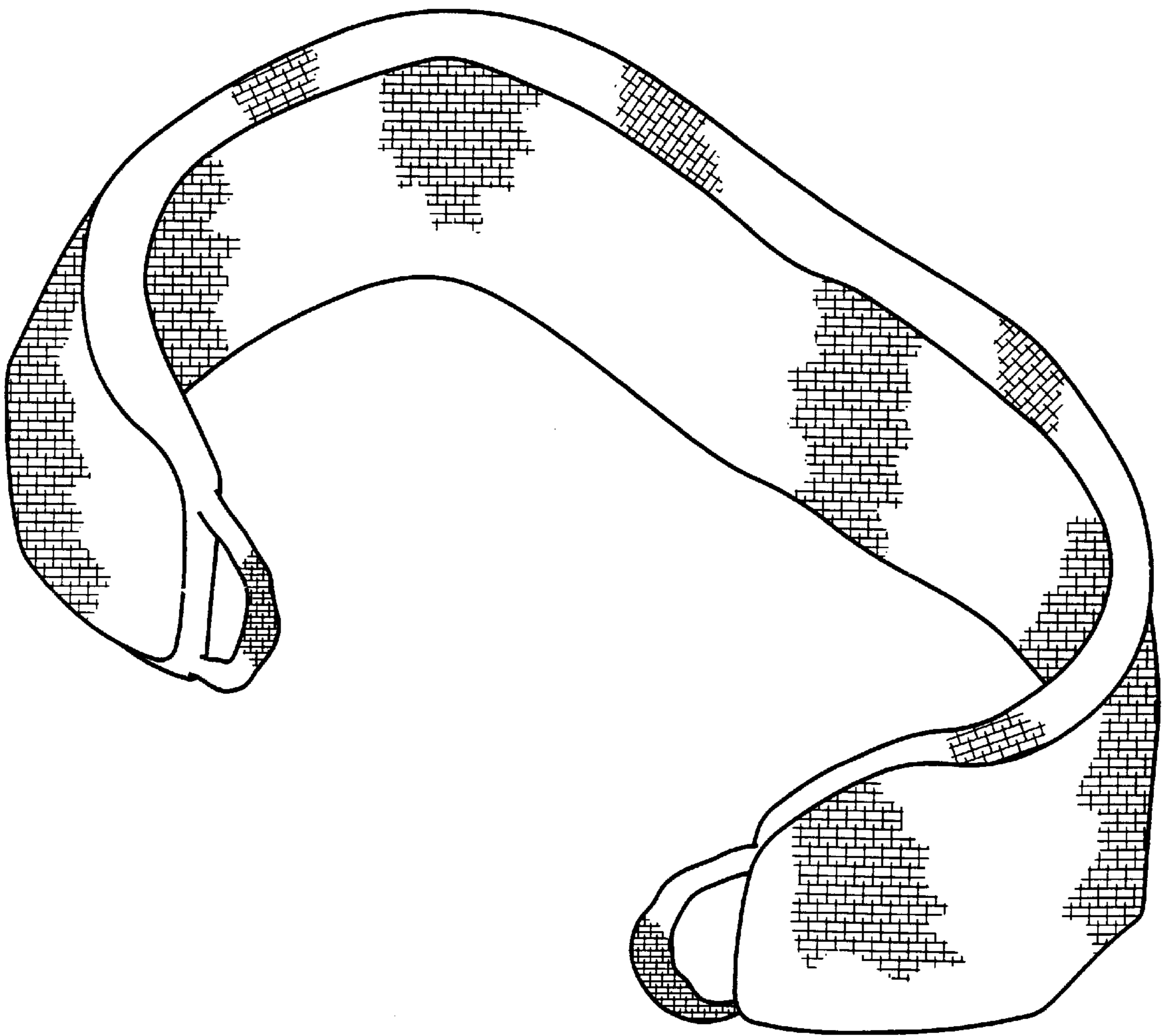


FIG. 4