



US00D440344S

(12) **United States Design Patent**
De'Armond

(10) **Patent No.:** **US D440,344 S**

(45) **Date of Patent:** **** Apr. 10, 2001**

(54) **LAMP HOUSING**

(75) **Inventor:** **Robert De'Armond**, Temecula, CA
(US)

(73) **Assignee:** **Minka Lighting, Inc.**, Corona, CA
(US)

(**) **Term:** **14 Years**

(21) **Appl. No.:** **29/112,531**

(22) **Filed:** **Oct. 18, 1999**

(51) **LOC (7) Cl.** **26-03**

(52) **U.S. Cl.** **D26/87**

(58) **Field of Search** D26/72-92, 142-145,
D26/155; 362/404-408, 432, 147

(56) **References Cited**

U.S. PATENT DOCUMENTS

- D. 73,937 * 11/1927 Lindsay D26/87
- D. 316,158 * 4/1991 Choi D26/87
- D. 394,325 * 5/1998 Hsu D26/87

OTHER PUBLICATIONS

Home Lighting & Accessories, Savant lantern at top left of p. 68, Apr. 1997.*

Taiwan Lighting, lamps on p. 164, Nov. 1996.*

Minka Lighting, Inc.; The Great Outdoors: Collection of Outdoor Lighting, Minka Lavery; Jan. 29, 1999; pp. 10, 11, 36, 37; ML99-2-ON; Minka Lighting, Inc.; U.S.A.

Minka Lighting Inc.; Minka Lavery: A Treasury of American Home Lighting; Apr. 20, 1995; p. 174; ML 95-1; Minka Lighting, Inc.; U.S.A.

* cited by examiner

Primary Examiner—Marcus A. Jackson

Assistant Examiner—Linda Brooks

(74) *Attorney, Agent, or Firm*—Jenkins & Gilchrist, P.C.

(57) **CLAIM**

The ornamental design for a lamp housing, as shown and described.

DESCRIPTION

FIG. 1 is a right side elevational view of the lamp housing in accordance with my design illustrating one environment therefor;

FIG. 2 is a front side elevational view of the lamp housing in accordance with my design, the rear side being identical thereto;


FIG. 3 is a right side elevational view of the lamp housing in accordance with my design, the left side being identical thereto;

FIG. 4 is a top plan view of the lamp housing in accordance with my design; and,

FIG. 5 is a bottom plan view of the lamp housing in accordance with my design.

The broken lines show the environment in which the article is used and are not considered part of the design claimed.

1 Claim, 4 Drawing Sheets






FIG. 1




FIG. 2

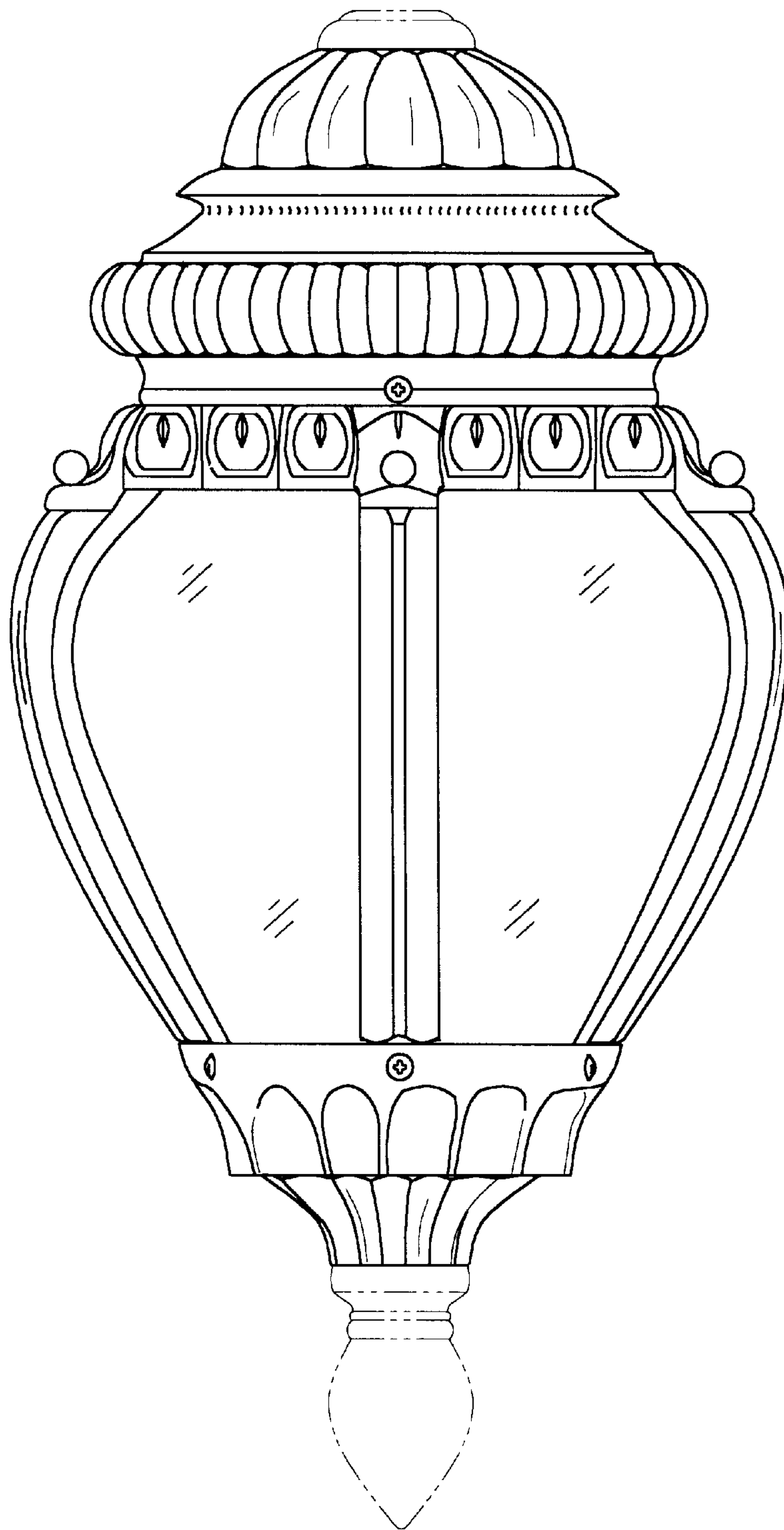


FIG. 3

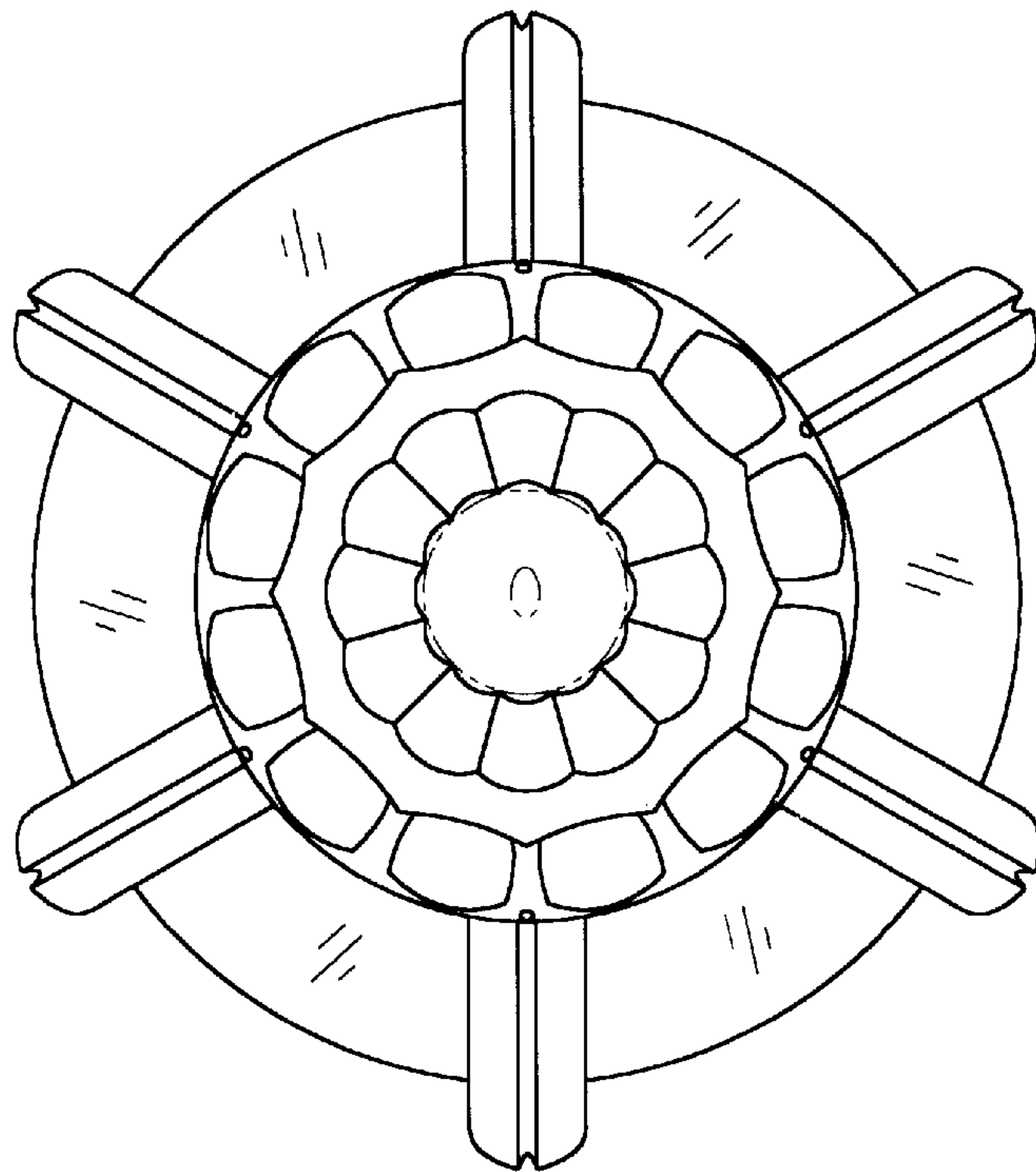


FIG. 5

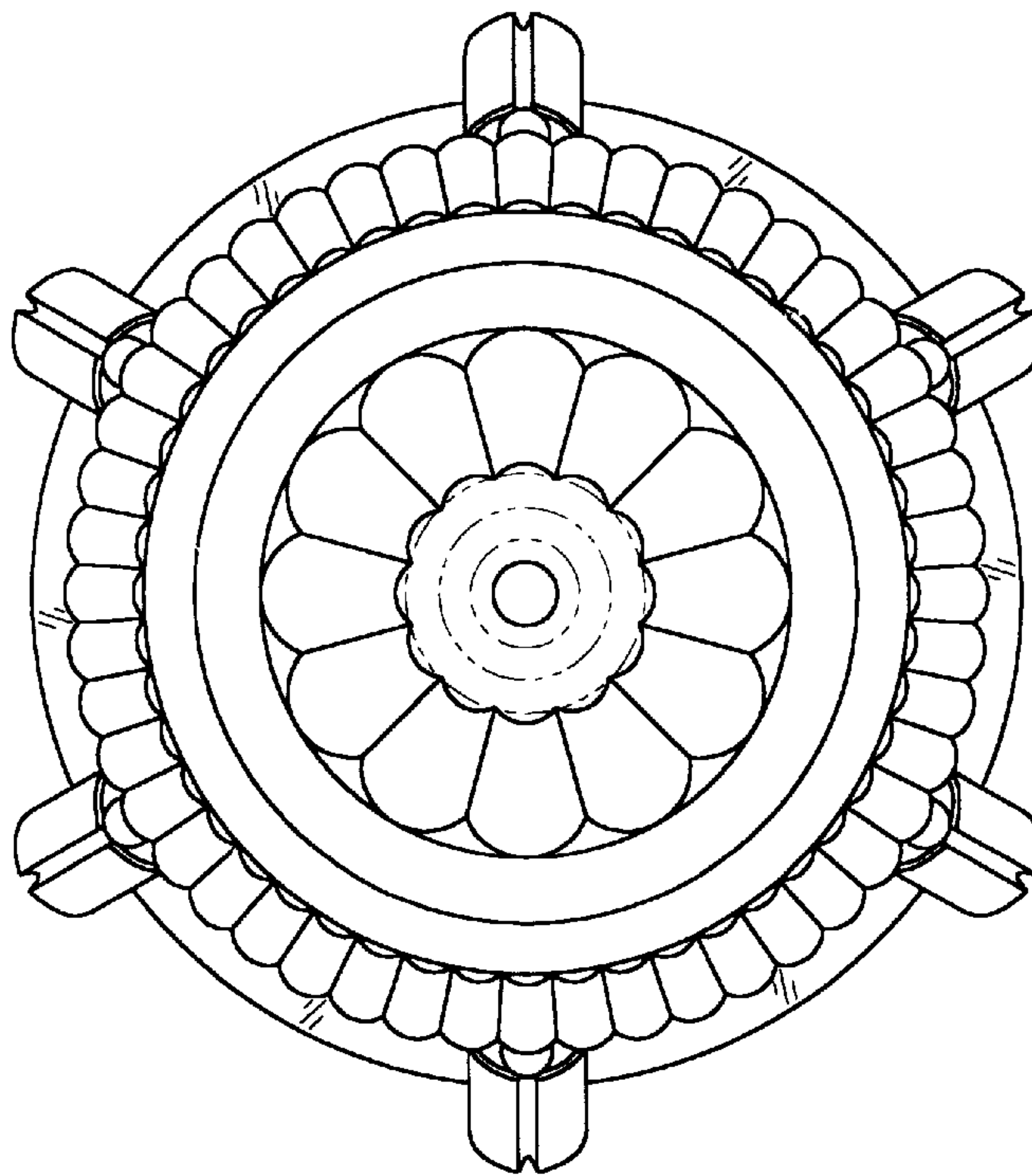


FIG. 4

UNITED STATES PATENT AND TRADEMARK OFFICE
CERTIFICATE OF CORRECTION

PATENT NO. : Des. 440,344 S
APPLICATION NO. : 29/112531
DATED : April 10, 2001
INVENTOR(S) : Robert De'Armond

Page 1 of 1

It is certified that error appears in the above-identified patent and that said Letters Patent is hereby corrected as shown below:

On the cover page, item [75] add the inventor, --Frederick Cohen--.

On the cover page, item [75] remove the inventor, "Robert De'Armond".

Signed and Sealed this

Twenty-ninth Day of January, 2008

A handwritten signature in black ink that reads "Jon W. Dudas". The signature is written in a cursive style with a large, looped initial "J".

JON W. DUDAS

Director of the United States Patent and Trademark Office