



US00D440339S

(12) **United States Design Patent**  
**Landefeld**

(10) **Patent No.:** **US D440,339 S**

(45) **Date of Patent:** **\*\* Apr. 10, 2001**

(54) **ROUND CONCRETE BOLLARD LUMINAIRE**

Washington Tampa Bollard, Spring City Electrical Mfg. Co.,  
Jan. 1990.

(75) Inventor: **Cory W. Landefeld**, Long Beach, CA  
(US)

Architectural Area Lighting, Concrete Bollards, 1994.

(73) Assignee: **Architectural Area Lighting**, La  
Mirada, CA (US)

*Primary Examiner*—Lisa Lichtenstein

(74) *Attorney, Agent, or Firm*—Lyon & Lyon LLP

(\*\*) Term: **14 Years**

(21) Appl. No.: **29/121,654**

(57) **CLAIM**

(22) Filed: **Apr. 7, 2000**

The ornamental design for a round concrete bollard luminaire, as shown and described.

**Related U.S. Application Data**

**DESCRIPTION**

(62) Division of application No. 29/109,349, filed on Aug. 13,  
1999, now Pat. No. Des. 426,013.

(51) **LOC (7) Cl.** ..... **26-99**

(52) **U.S. Cl.** ..... **D26/68**

(58) **Field of Search** ..... D26/67-71; 362/153,  
362/153.1, 431

FIG. 1 is a side elevation view of a round concrete bollard luminaire, showing my new design, the other three sides being identical to that shown,

FIG. 2 is a top view; and,

FIG. 3 is a perspective view.


(56) **References Cited**

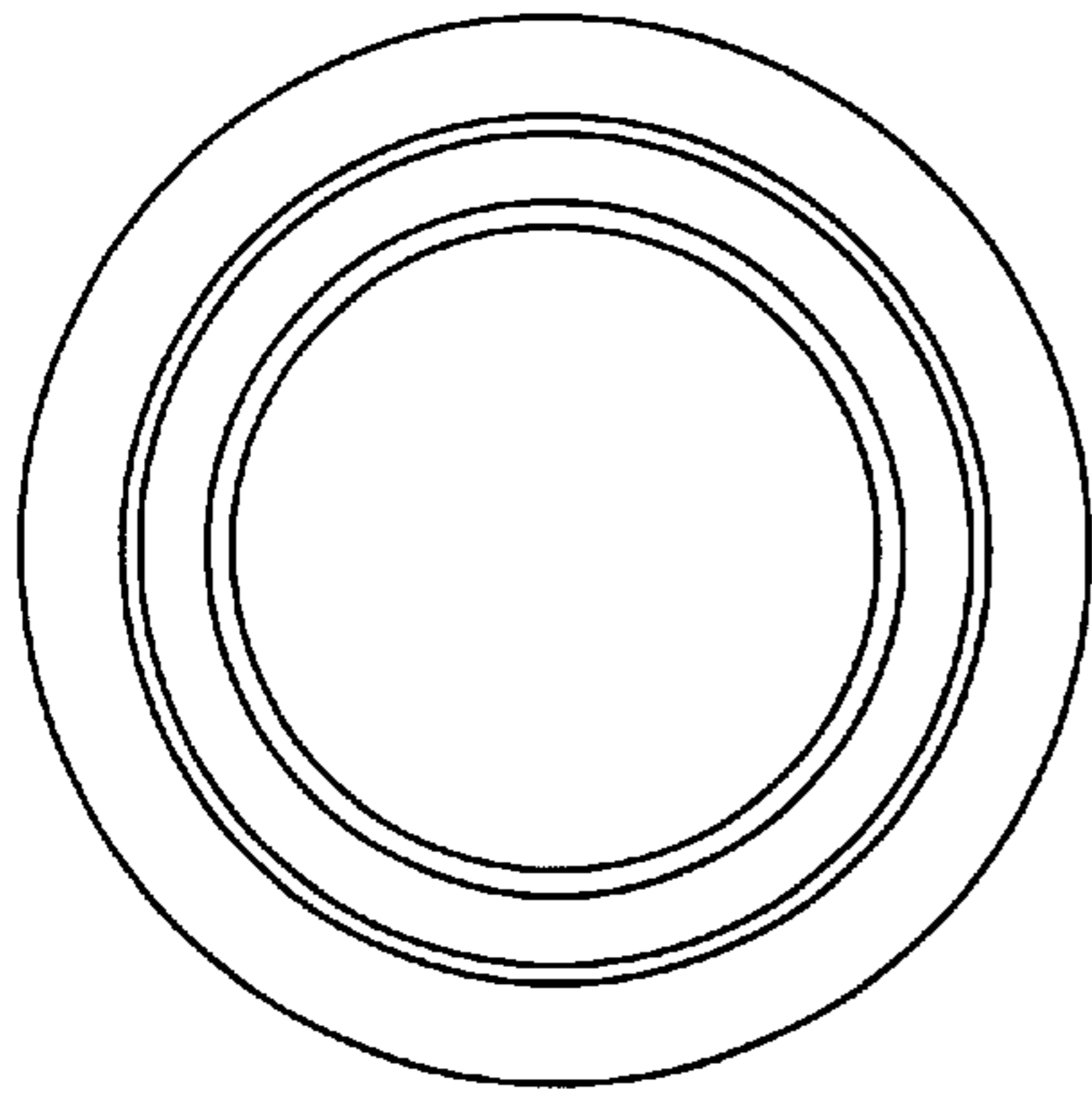
The bottom (not shown) of the luminaire does not constitute an integral part of the disclosed and claimed design.

**PUBLICATIONS**


Sternberg bollards, date unknown.  
Washington Standard Bollard, Spring City Electrical Mfg.  
Co., Jan. 1990.

**1 Claim, 1 Drawing Sheet**

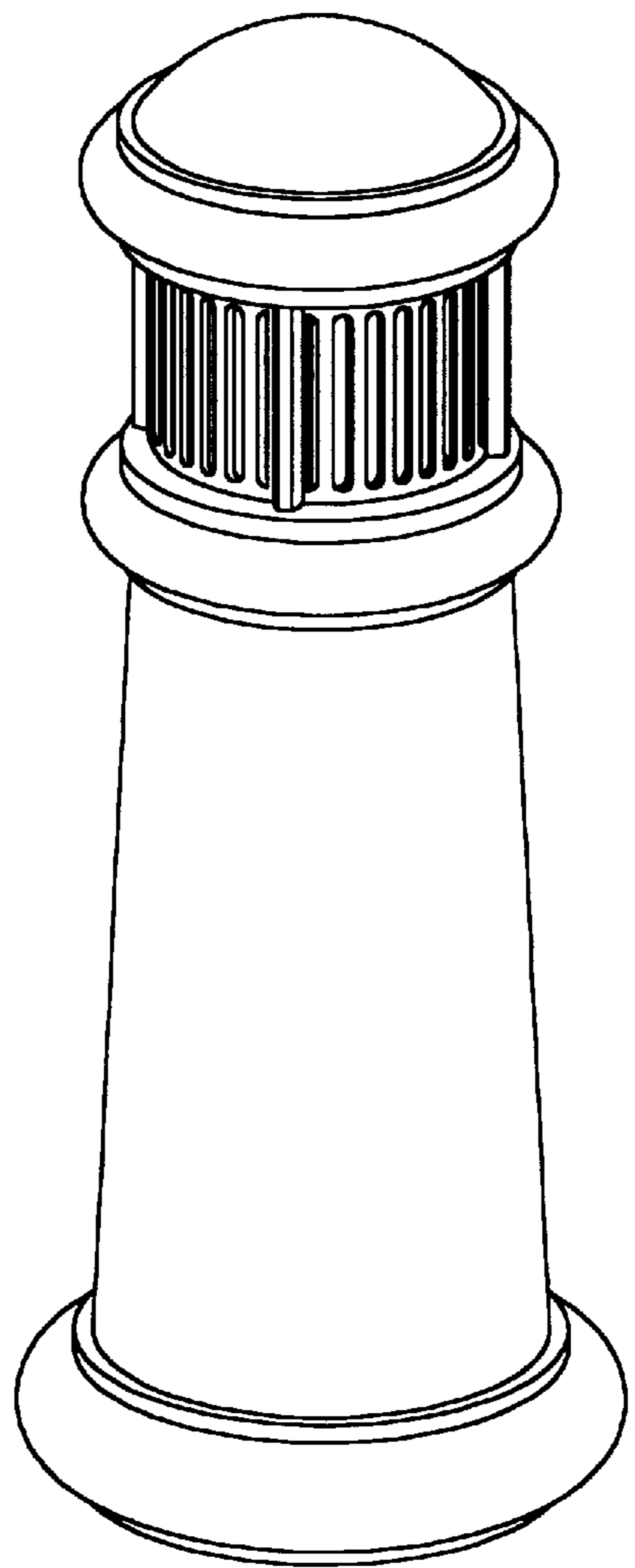




*Fig. 2*



*Fig. 1*



*Fig. 3*