



US00D440322S

(12) **United States Design Patent**  
**Abbrancati**

(10) **Patent No.:** **US D440,322 S**

(45) **Date of Patent:** **\*\* Apr. 10, 2001**

(54) **PAVING STONE**

**FOREIGN PATENT DOCUMENTS**

(76) **Inventor:** **Giuseppe Abbrancati**, 311 Veterans Memorial Hwy., Commack, NY (US) 11725

26 16 042 \* 4/1976 (DE) ..... 52/604

\* cited by examiner

(\*\*) **Term:** **14 Years**

*Primary Examiner*—Louis S. Zarfes

*Assistant Examiner*—Robert A. Delehanty

(74) *Attorney, Agent, or Firm*—Steinberg & Raskin, P.C.

(21) **Appl. No.:** **29/124,538**

(22) **Filed:** **Jun. 7, 2000**

(57) **CLAIM**

(51) **LOC (7) Cl.** ..... **25-01**

The ornamental design for the paving stone, as shown and described.

(52) **U.S. Cl.** ..... **D25/113**

**DESCRIPTION**

(58) **Field of Search** ..... D25/112–118, D25/199; D21/484, 485, 488, 490, 491, 492, 493, 499–505; 52/574–575, 596–612; 404/34, 37–39, 40–42, 50; 405/284–286

FIG. 1 is a perspective view of a paving stone showing my new design;

FIG. 2 is a top elevational view shown on a reduced scale thereof;

FIG. 3 is a side elevational view shown on a reduced scale, the opposite side being a mirror image thereof;

FIG. 4 is a front elevational view shown on a reduced scale thereof; and,

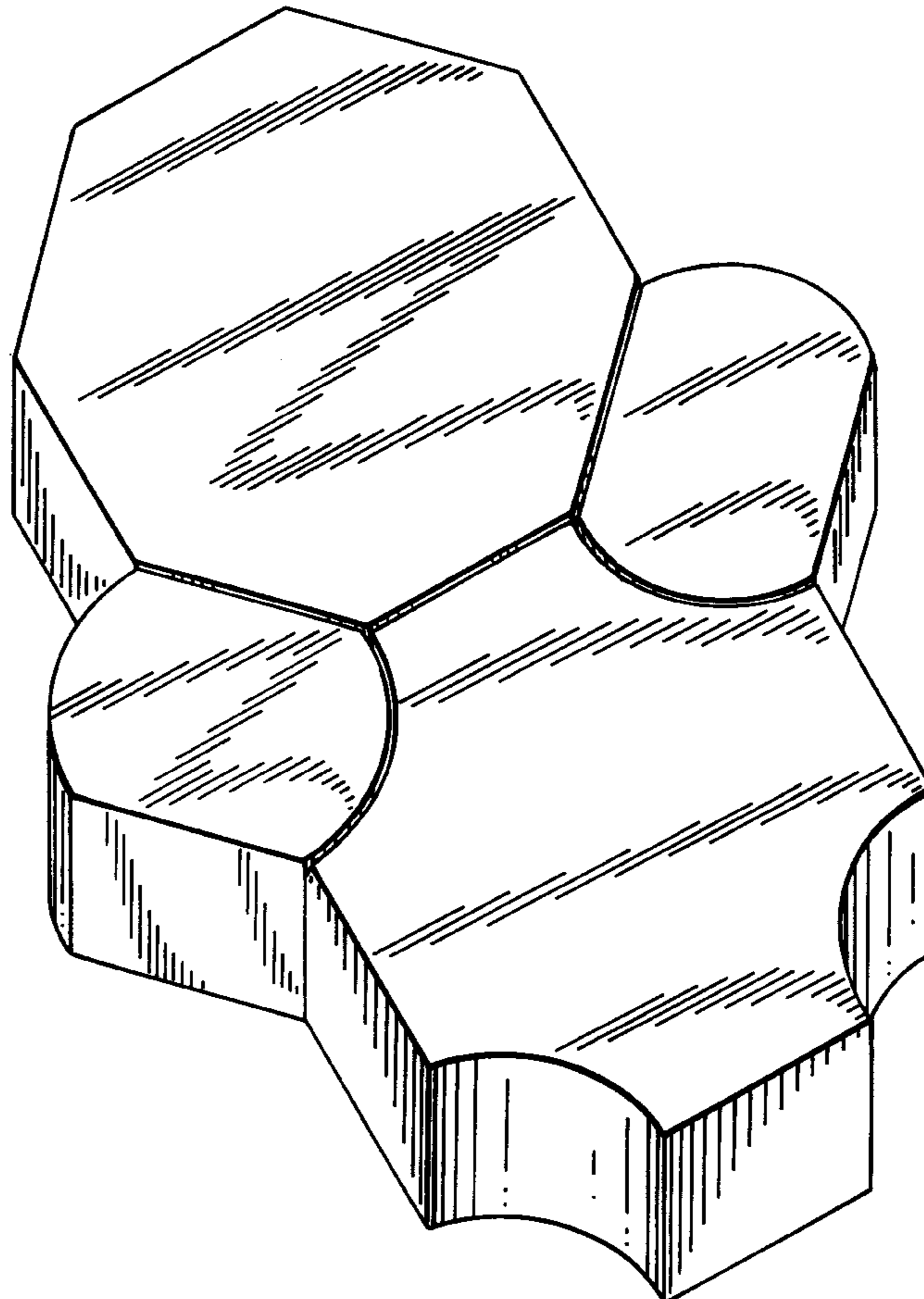
FIG. 5 is a rear elevational view shown on a reduced scale thereof.

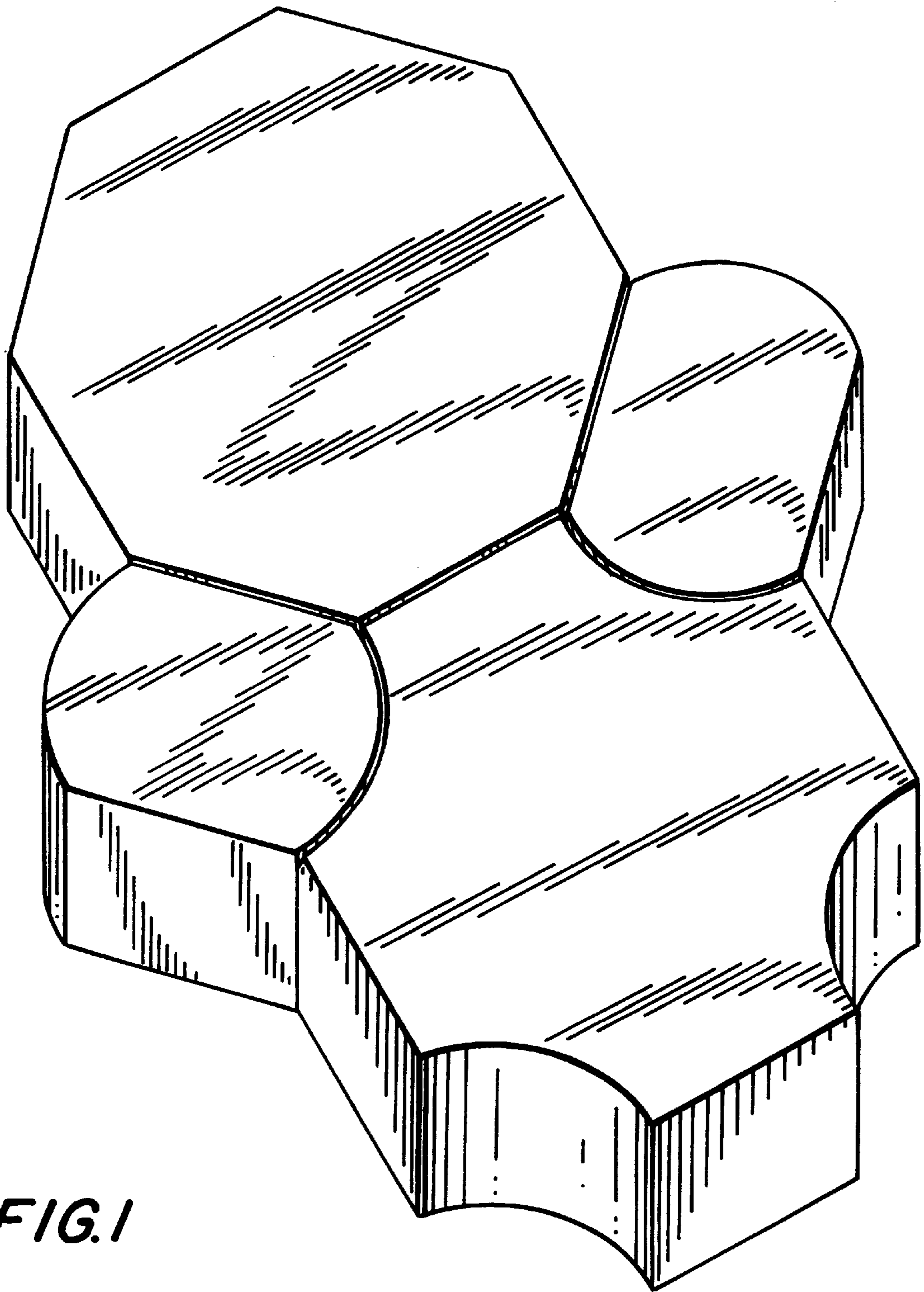
(56) **References Cited**

**U.S. PATENT DOCUMENTS**

D. 100,381	*	7/1936	Meakin	.....	D25/113
D. 426,317	*	6/2000	Fifield	.....	D25/114
2,881,613	*	4/1959	Taylor et al.	.....	52/604 X
3,931,700	*	1/1976	Scanni et al.	.....	404/41 X
4,997,308	*	3/1991	Welling, Jr.	.....	404/38
5,108,219	*	4/1992	Hair	.....	D25/113 X
5,249,884	*	10/1993	Widmer	.....	404/42


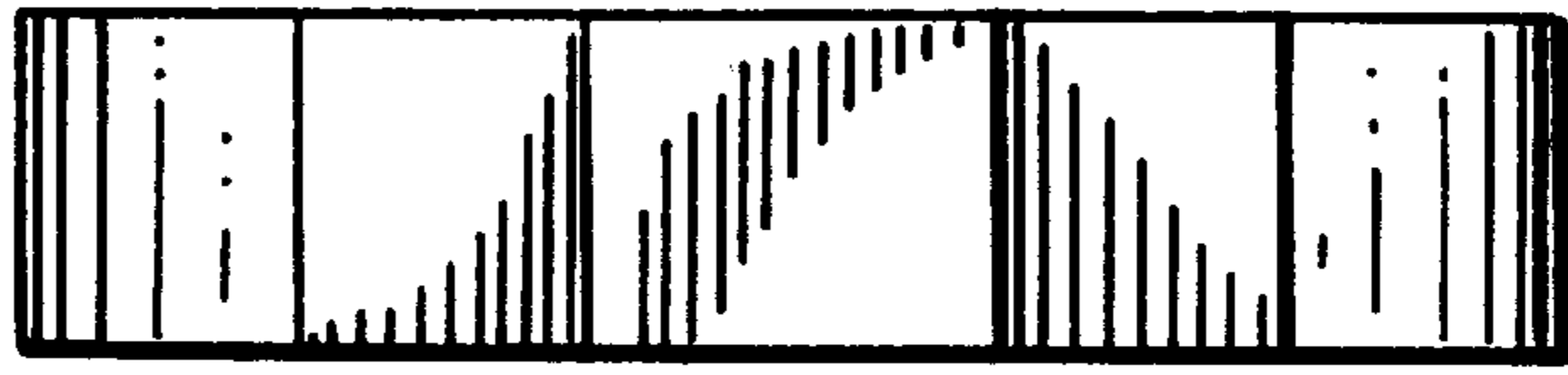
**1 Claim, 2 Drawing Sheets**



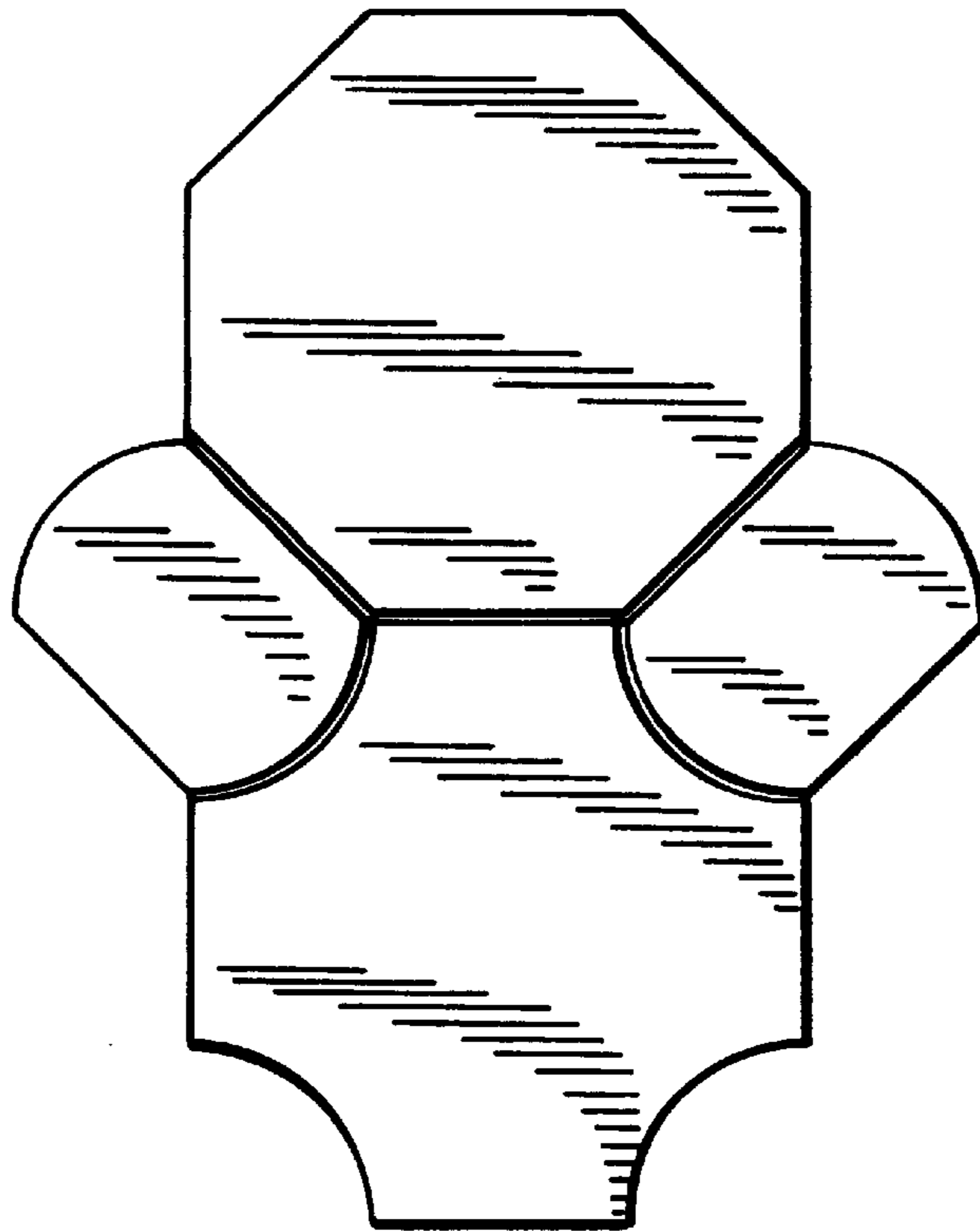


**FIG. 1**

**FIG. 5**



**FIG. 3**



**FIG. 2**

**FIG. 4**

