



US00D440320S

(12) **United States Design Patent**  
**Ben-Ezra**

(10) **Patent No.:** **US D440,320 S**

(45) **Date of Patent:** **\*\* Apr. 10, 2001**

(54) **DOOR**

D. 399,976 \* 10/1998 Lee ..... D25/48  
1,056,541 \* 3/1913 Hess ..... 52/656.7  
2,676,652 \* 4/1954 Duncan ..... 49/50

(75) Inventor: **Isaac Ben-Ezra**, West Bloomfield, MI  
(US)

\* cited by examiner

(73) Assignee: **Palladium Manufacturing Company, LLC**, Redford, MI (US)

*Primary Examiner*—Doris Clark

(74) *Attorney, Agent, or Firm*—Alex Rhodes

(\*\*) Term: **14 Years**

(57) **CLAIM**

(21) Appl. No.: **29/123,970**

The ornamental design for a door, as shown and described.

(22) Filed: **May 30, 2000**

**DESCRIPTION**

(51) **LOC (7) Cl.** ..... **25-02**

FIG. 1 is a top plan view of the door, showing my new design;

(52) **U.S. Cl.** ..... **D25/48**

FIG. 2 is an exterior front elevation view of the door;

(58) **Field of Search** ..... D25/48, 53; 49/50,  
49/52, 53; 52/656.7, 656.4, 656.8

FIG. 3 is a right side elevation view of the door;

FIG. 4 is a left side elevation view of the door;

FIG. 5 is an interior rear view of the door;

FIG. 6 is a bottom view of the door; and,


FIG. 7 is a cross-sectional view taken on the line 7—7 in FIG. 5.

(56) **References Cited**

**U.S. PATENT DOCUMENTS**

D. 160,508 \* 10/1950 Lindstrom ..... D25/53  
D. 392,051 \* 3/1998 Lee ..... D25/48  
D. 396,299 \* 7/1998 Lee ..... D25/48

**1 Claim, 2 Drawing Sheets**



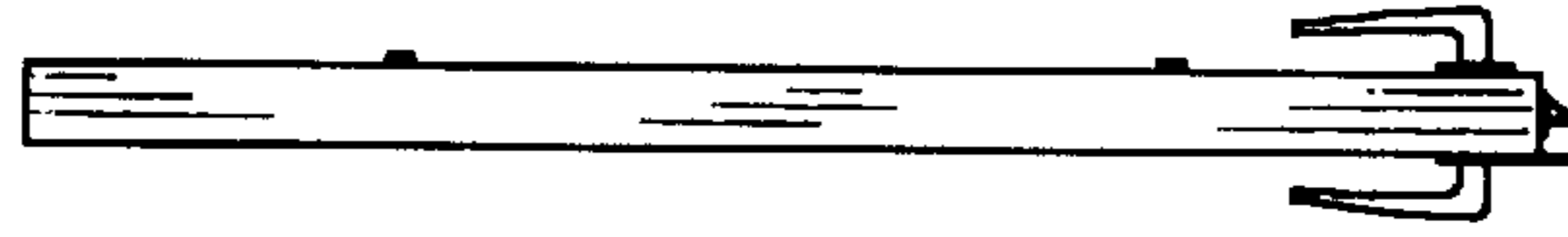


FIG. 1

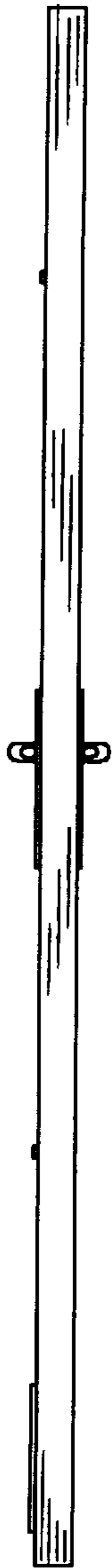


FIG. 4




FIG. 2

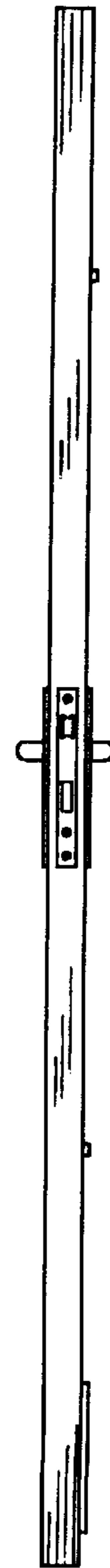


FIG. 3



FIG. 7




FIG. 5




FIG. 6