



US00D440296S

(12) **United States Design Patent**
Wolpert et al.

(10) **Patent No.:** **US D440,296 S**

(45) **Date of Patent:** **** Apr. 10, 2001**

(54) **AIR FRESHENER**

(75) Inventors: **Christopher Wolpert**, Scottsdale, AZ (US); **Jim Warner**, Hoboken, NJ (US); **Martin Short**; **Insun Yun**, both of New York, NY (US)

(73) Assignee: **The Dial Corporation**, Scottsdale, AZ (US)

(**) Term: **14 Years**

(21) Appl. No.: **29/117,553**

(22) Filed: **Jan. 24, 2000**

Related U.S. Application Data

(62) Division of application No. 29/101,280, filed on Feb. 12, 1999, now Pat. No. Des. 428,981.

(51) **LOC (7) Cl.** **23-04**

(52) **U.S. Cl.** **D23/366**

(58) **Field of Search** D23/366-369;
422/305, 128; 239/55, 57, 60; D9/430

(56) **References Cited**

U.S. PATENT DOCUMENTS

D. 288,714 * 3/1987 Wilson et al. D23/366

D. 381,469 * 7/1997 Bertolini et al. D23/366

D. 396,275 * 7/1998 Pearson D23/366

* cited by examiner

Primary Examiner—Lisa Lichtenstein

(74) *Attorney, Agent, or Firm*—Snell & Wilmer

(57) **CLAIM**

The ornamental design for the air freshener, as shown and described.

DESCRIPTION

FIG. 1 is a front view of an air freshener showing our new design;


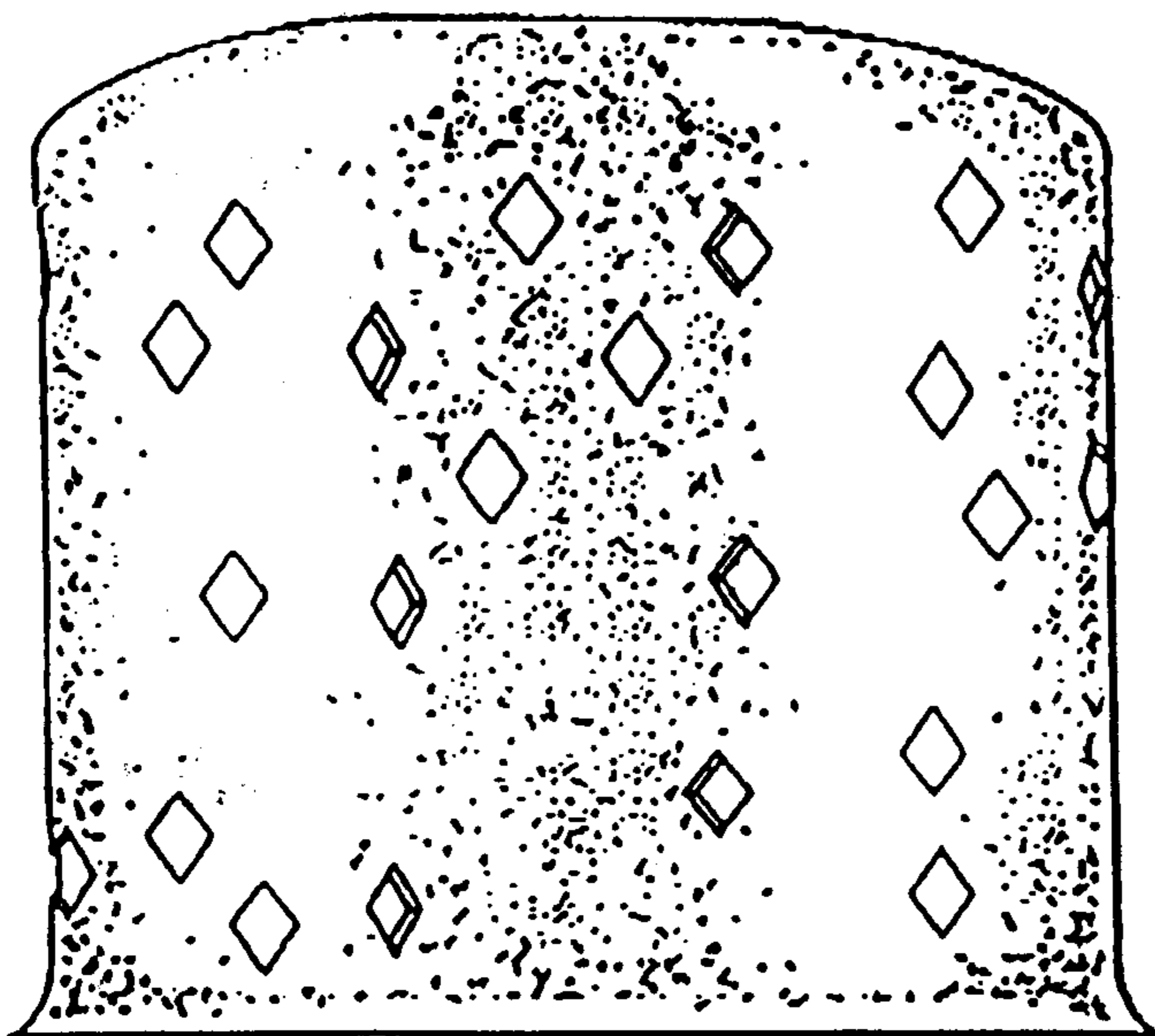
FIG. 2 is a rear view of the air freshener of FIG. 1;

FIG. 3 is a right side elevational view of the air freshener of FIG. 1; and,

FIG. 4 is a left side elevational view of the air freshener of FIG. 1.

The surface(s) or portion(s) of the article not shown in the drawing or described in the specification form(s) no part of the claimed design.

1 Claim, 1 Drawing Sheet



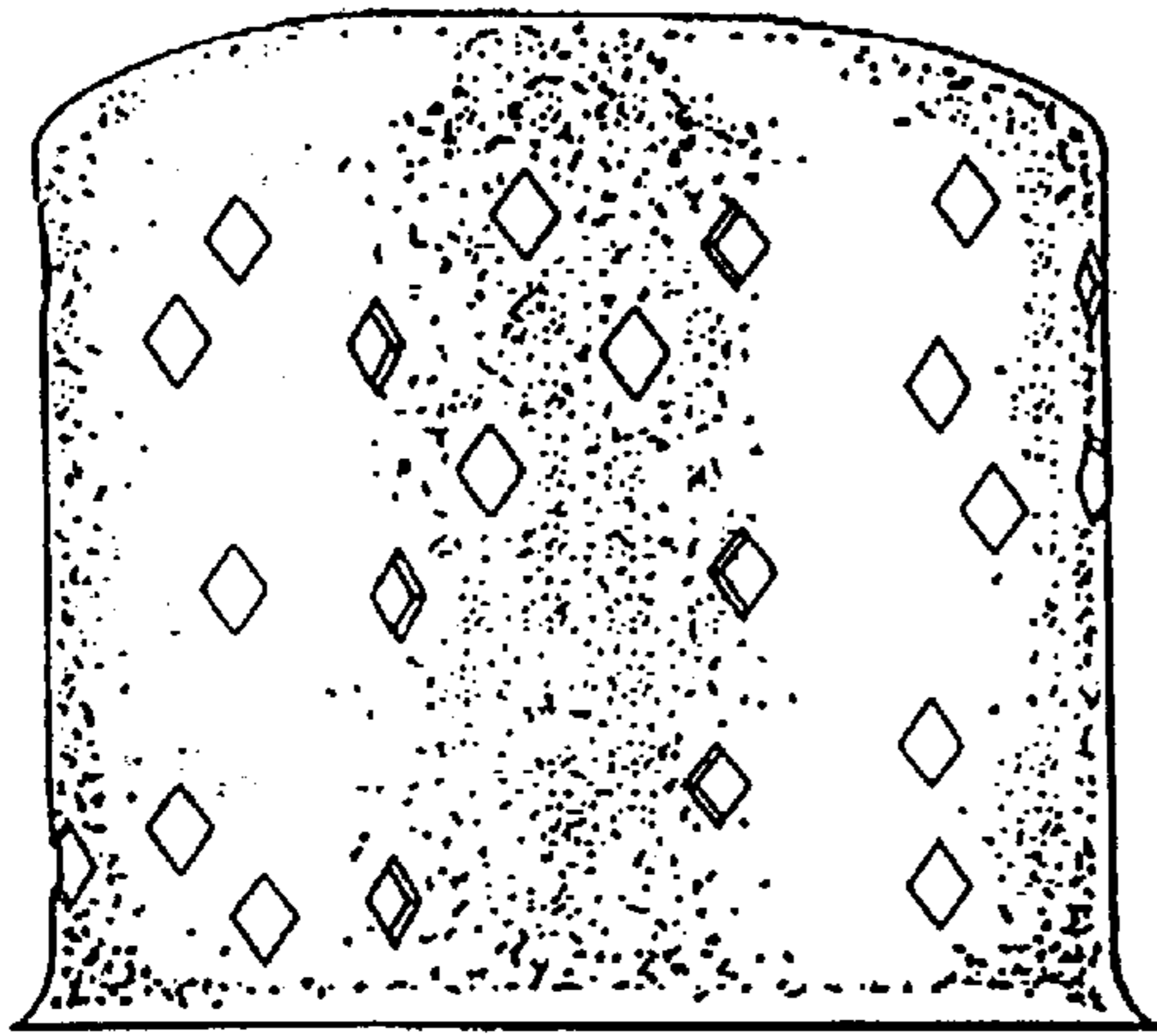


FIG. 1

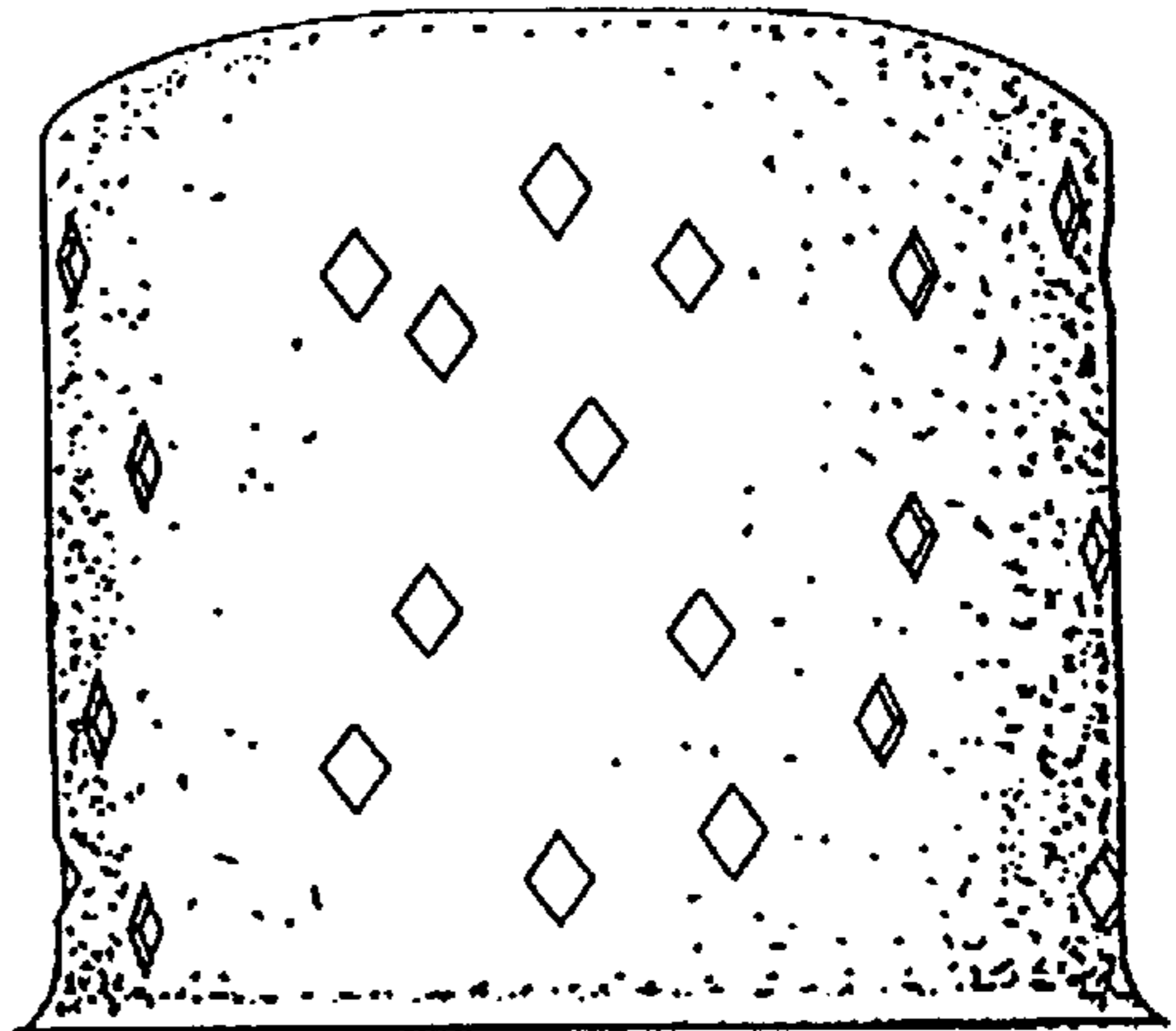


FIG. 2




FIG. 3




FIG. 4