



US00D440281S

(12) **United States Design Patent**
Fleischmann

(10) **Patent No.:** **US D440,281 S**

(45) **Date of Patent:** **** Apr. 10, 2001**

(54) **FAUCET**

(75) **Inventor:** **Klaus Fleischmann, Krefeld (DE)**

(73) **Assignee:** **Hansa Metallwerke AG (DE)**

(**) **Term:** **14 Years**

(21) **Appl. No.:** **29/097,059**

(22) **Filed:** **Nov. 27, 1998**

Related U.S. Application Data

(62) **Division of application No. 29/069,218, filed on Apr. 12, 1997, now Pat. No. Des. 416,077.**

(30) **Foreign Application Priority Data**

Oct. 22, 1996 (DE) M 96 09 174

(51) **LOC (7) Cl.** **23-01**

(52) **U.S. Cl.** **D23/238**

(58) **Field of Search** D23/238-243,
D23/250-257; 4/675-678; 137/801

(56) **References Cited**

U.S. PATENT DOCUMENTS

D. 335,917 * 5/1993 Chretien D23/238

D. 352,991	*	11/1994	Kohler, Jr.	D23/238
D. 365,624	*	12/1995	Gottwald	D23/238
D. 372,518	*	8/1996	Gottwald	D23/238
D. 388,155	*	12/1997	Gottwald et al.	D23/238
D. 390,917	*	2/1998	Kergoet	D23/238
D. 390,920	*	2/1998	Lobermeier	D23/238
D. 393,051	*	3/1998	Lobermeier	D23/238

* cited by examiner

Primary Examiner—Eric Watterson

(57) **CLAIM**

I claim the ornamental design for a faucet, as shown and described.

DESCRIPTION

FIG. 1 is a right side elevational view of a faucet showing my new design, the opposite side being a mirror image thereof.

FIG. 2 is a front view thereof.


FIG. 3 is a rear view thereof.


FIG. 4 is a top view thereof.


FIG. 5 is a bottom view thereof; and,

FIG. 6 is a perspective view thereof.

1 Claim, 6 Drawing Sheets










Fig. 3

