



US00D440267S

(12) **United States Design Patent**
Stancin

(10) **Patent No.:** **US D440,267 S**

(45) **Date of Patent:** **** Apr. 10, 2001**

(54) **GOLF PUTTER HEAD**

(76) **Inventor:** **Kenneth George Stancin**, 15945 Hart St., Van Nuys, CA (US) 91406-4911

(**) **Term:** **14 Years**

(21) **Appl. No.:** **29/111,625**

(22) **Filed:** **Oct. 1, 1999**

(51) **LOC (7) Cl.** **21-02**

(52) **U.S. Cl.** **D21/736**

(58) **Field of Search** D10/66; 473/340, 473/324, 327-328, 341, 251-256; D21/736-746

(56) **References Cited**

U.S. PATENT DOCUMENTS

- D. 234,524 * 3/1975 Leander D21/738
- D. 234,960 * 4/1975 Swash D21/739
- D. 234,961 * 4/1975 Swash D21/745
- D. 234,962 * 4/1975 Swash D21/739
- D. 333,332 * 2/1993 McCabe et al. D21/744

D. 360,011 * 7/1995 Schmidt D21/743

D. 365,615 * 12/1995 Shimatani D21/736

D. 429,296 * 8/2000 Franzen D21/743

* cited by examiner

Primary Examiner—Mitchell Siegel


(57) **CLAIM**

The ornamental design for golf putter head, as shown and described.

DESCRIPTION

FIG. 1 is a front elevational view of a golf putter head;
 FIG. 2 is a bottom view thereof;
 FIG. 3 is a left side elevational view thereof;
 FIG. 4 is a right side elevational view, shown for a left handed golfer;
 FIG. 5 is a top plan view of FIG. 3;
 FIG. 6 is a rear elevational view of FIG. 3; and,
 FIG. 7 is a perspective view of FIG. 3.

1 Claim, 2 Drawing Sheets



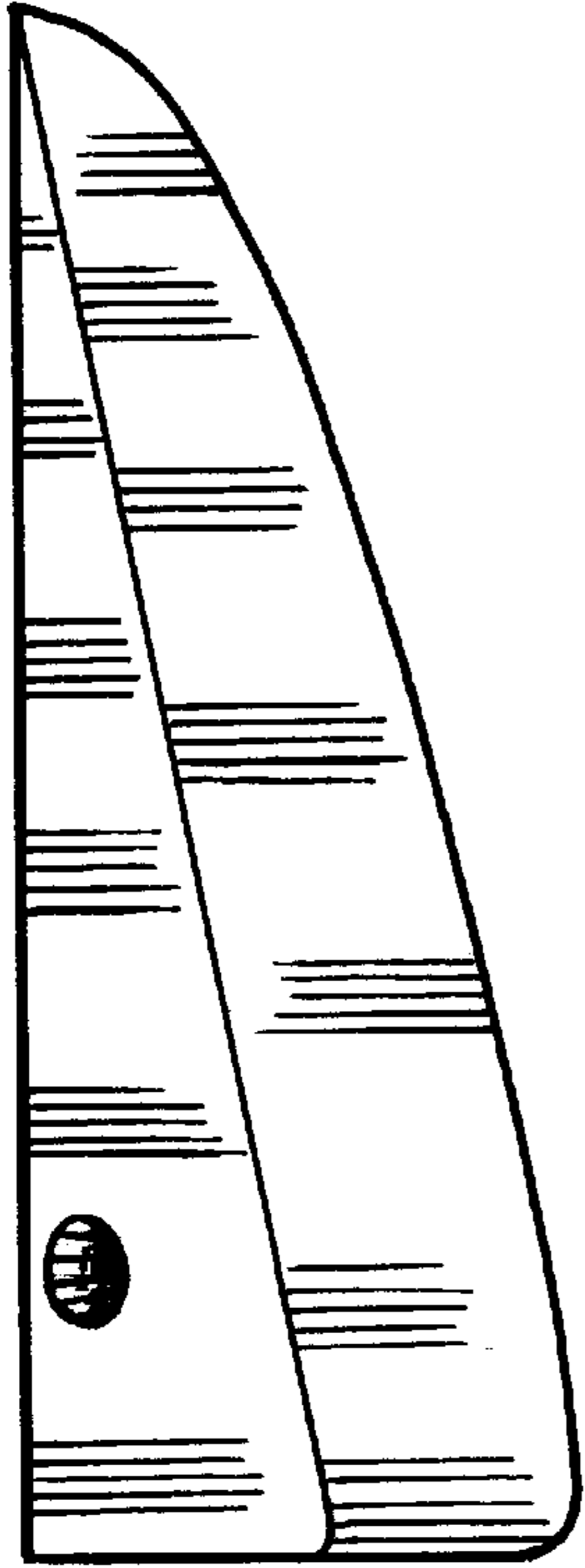


FIG. 1

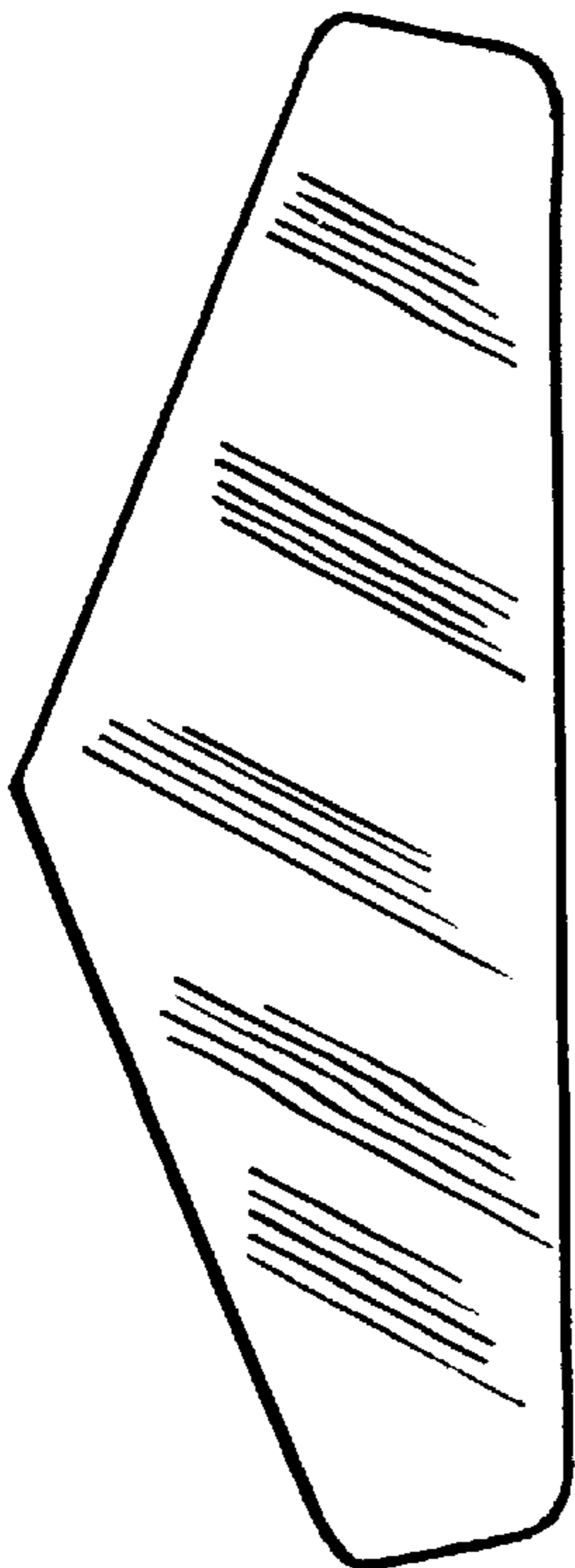


FIG. 2

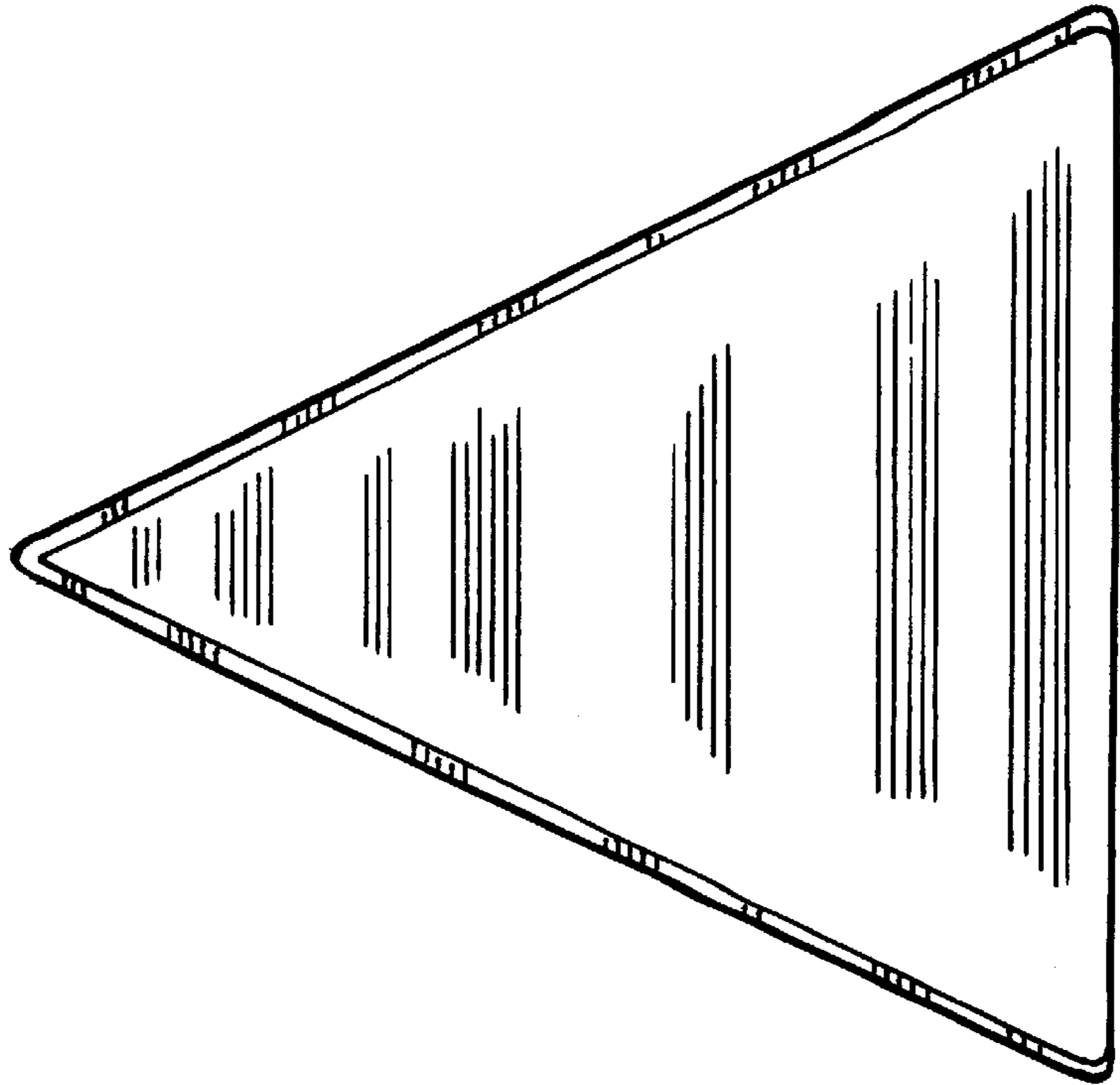


FIG. 3

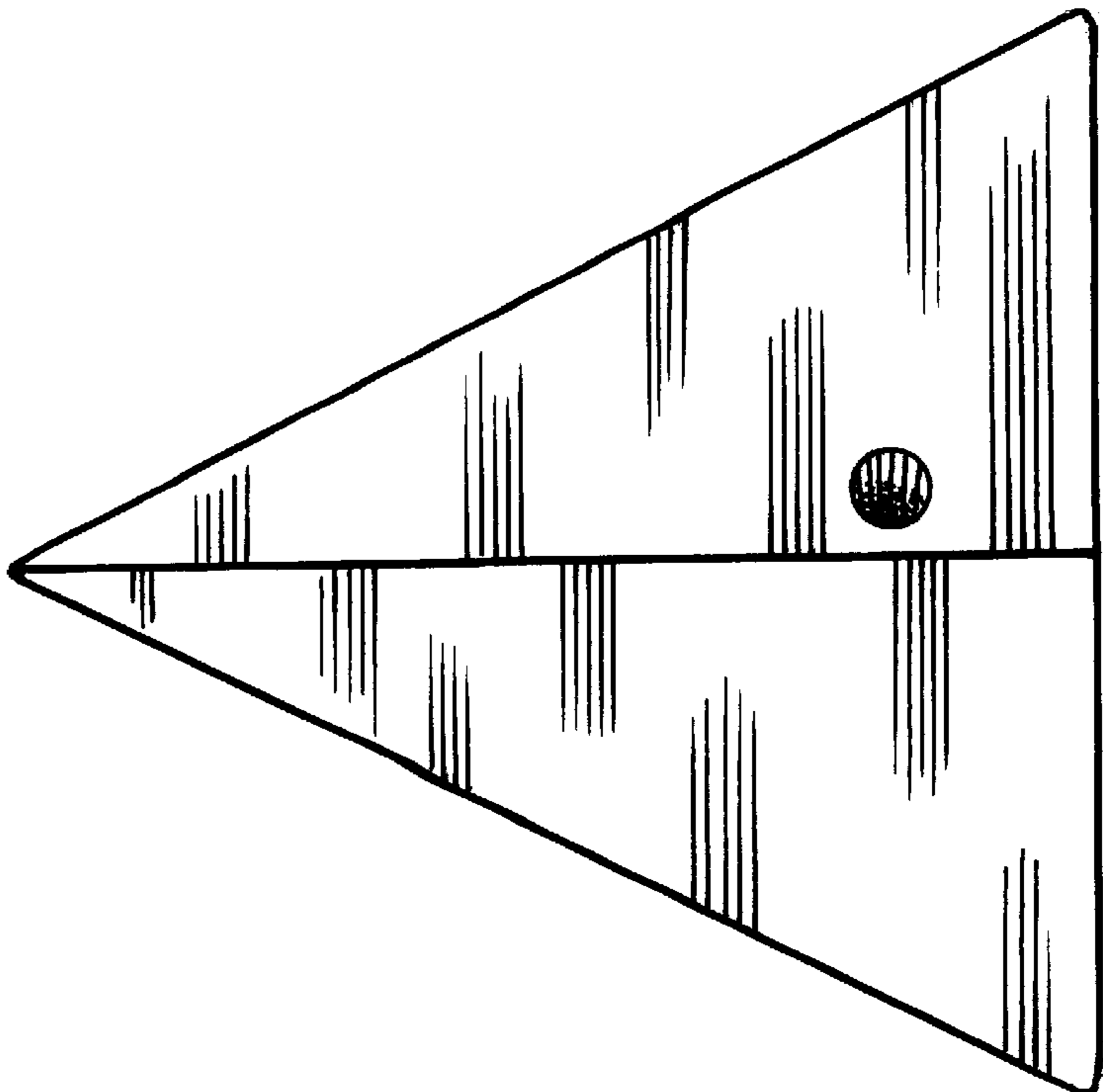


FIG. 4




FIG. 6




FIG. 4




FIG. 7