



US00D440265S

(12) **United States Design Patent**
Cannon

(10) **Patent No.:** **US D440,265 S**

(45) **Date of Patent:** **** Apr. 10, 2001**

(54) **NONPENTA SPHERE**

(76) **Inventor:** **P. Jan Cannon**, 302 E. Locust,
Tecumseh, OK (US) 74873

(**) **Term:** **14 Years**

(21) **Appl. No.:** **29/120,814**

(22) **Filed:** **Mar. 27, 2000**

(51) **LOC (7) Cl.** **21-02**

(52) **U.S. Cl.** **D21/714**

(58) **Field of Search** D21/707-714;
473/594, 569, 604, FOR 125, 378-385

(56) **References Cited**

U.S. PATENT DOCUMENTS

D. 30,378	*	3/1899	Foulis	D21/708
D. 45,827	*	5/1914	Worthington	D21/713
D. 61,806	*	1/1923	Griffiths	D21/714
D. 80,740	*	3/1930	Perry	D21/708
D. 290,632	*	6/1987	Dehnert et al.	D21/714
D. 422,040	*	3/2000	Stalberger, Jr.	D21/713
1,436,028	*	11/1922	Flemming	473/569
4,422,267		12/1983	Whitehouse	.	
5,236,196		8/1993	Blankenburg et al.	.	
5,441,276		8/1995	Lim	.	
5,489,477		2/1996	Ohta et al.	.	
5,547,748		8/1996	Ruoff et al.	.	

OTHER PUBLICATIONS

Science Magazine, vol. 287, No. 5452 Issue of Jan. 21, 2000, pp. 387.

Mintmire, J.W., Science Magazine, vol. 272, No. 5258, Issue of Apr. 5, 1996, pp. 45-46.

Service, Robert F., "Nobel Prizes: A Captivating Carbon Form", Science Magazine, vol. 274, No. 5286 Issue of Oct. 18, 1996, pp. 345-346.

Hellems, Alexander, "Fullerenes: Trapped Buckyball Turns Up the Amp", Science Magazine, vol. 275, No. 5303 Issue of Feb. 21, 1997, pp. 1069-1070.

Service, Robert F., "Chemistry: New Fullerene Rounds Out the Family", Science Magazine, vol. 280, No. 5372 Issue of Jun. 26, 1998, p. 2044.

Science Magazine, vol. 272, No. 5258 Issue of Apr. 5, 1996, p. 9.

Walker, Lester, "Geodesic Dome", American Shelter, An Illustrated Encyclopedia of the American Home, The Overlook Press, 1980, pp. 272-275.

* cited by examiner

Primary Examiner—Dominic Simone

(74) *Attorney, Agent, or Firm*—Randal D. Homburg

(57) **CLAIM**

The ornamental design for a nonpenta sphere, as shown and described.

DESCRIPTION

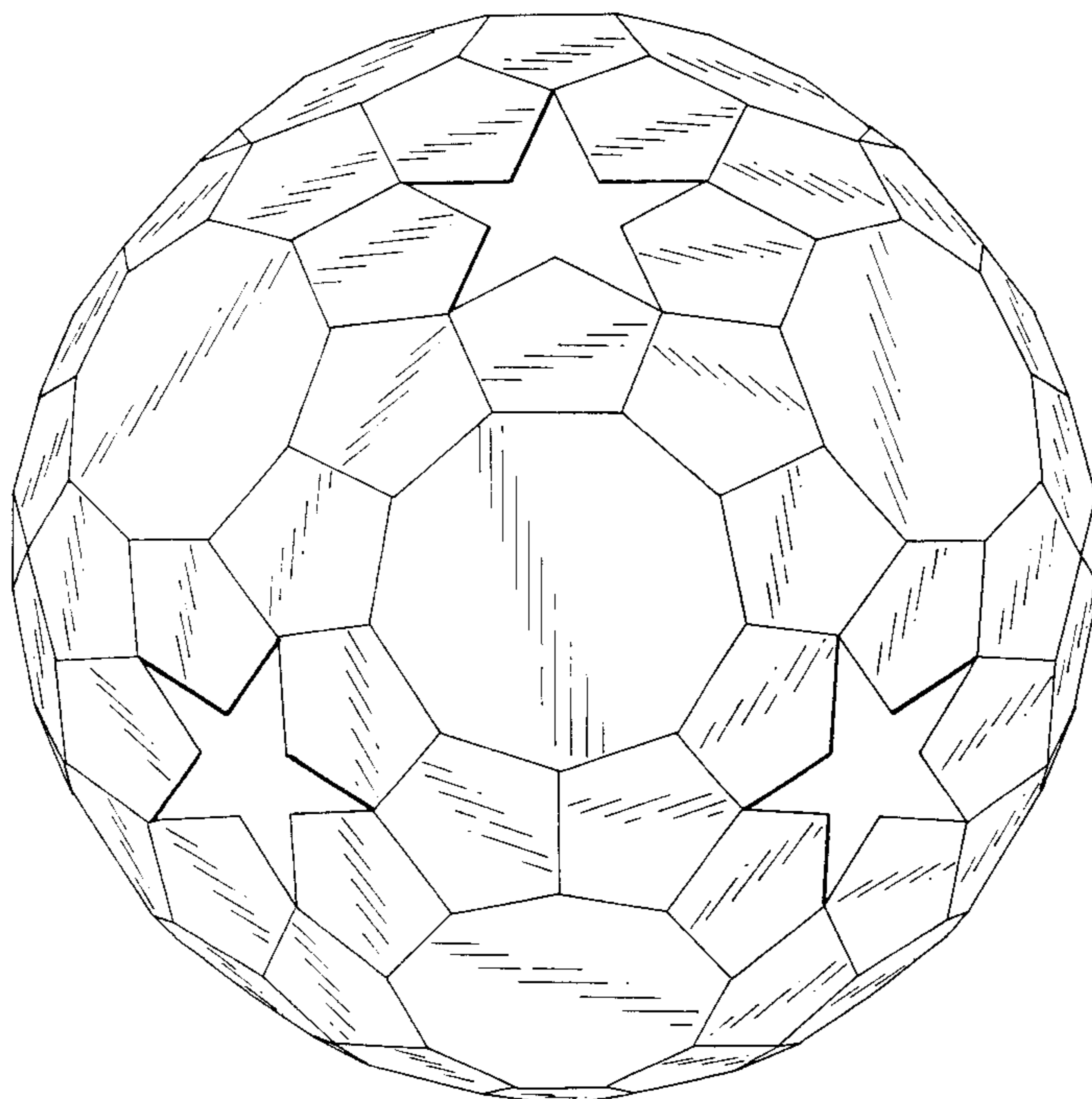
FIG. 1 is a view of the present invention.

FIG. 2 is a first sectional view of the present invention.

FIG. 3 is a second sectional view of the present invention; and,

FIG. 4 is a third sectional view of the present invention.

1 Claim, 4 Drawing Sheets





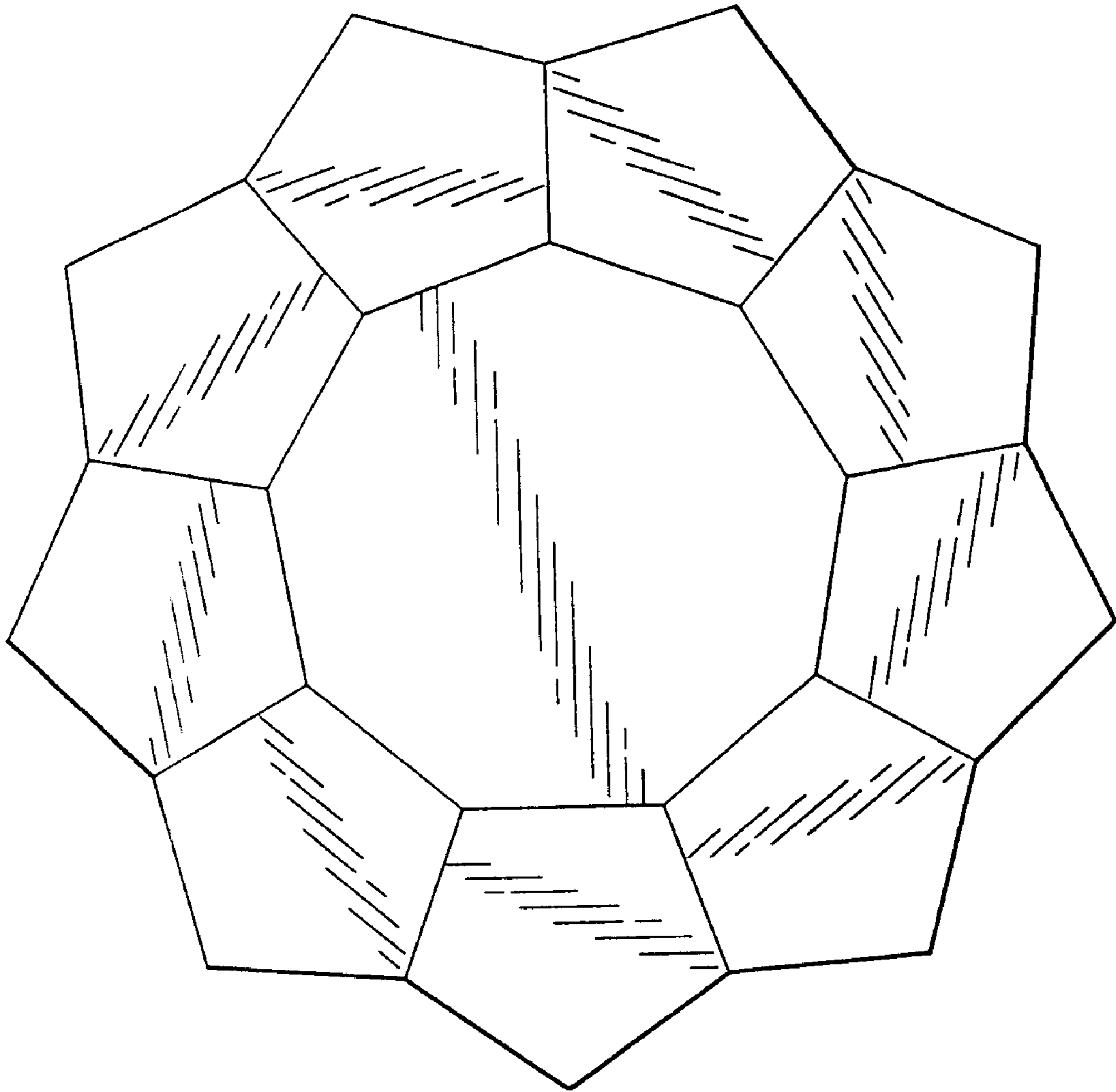


FIG. 1



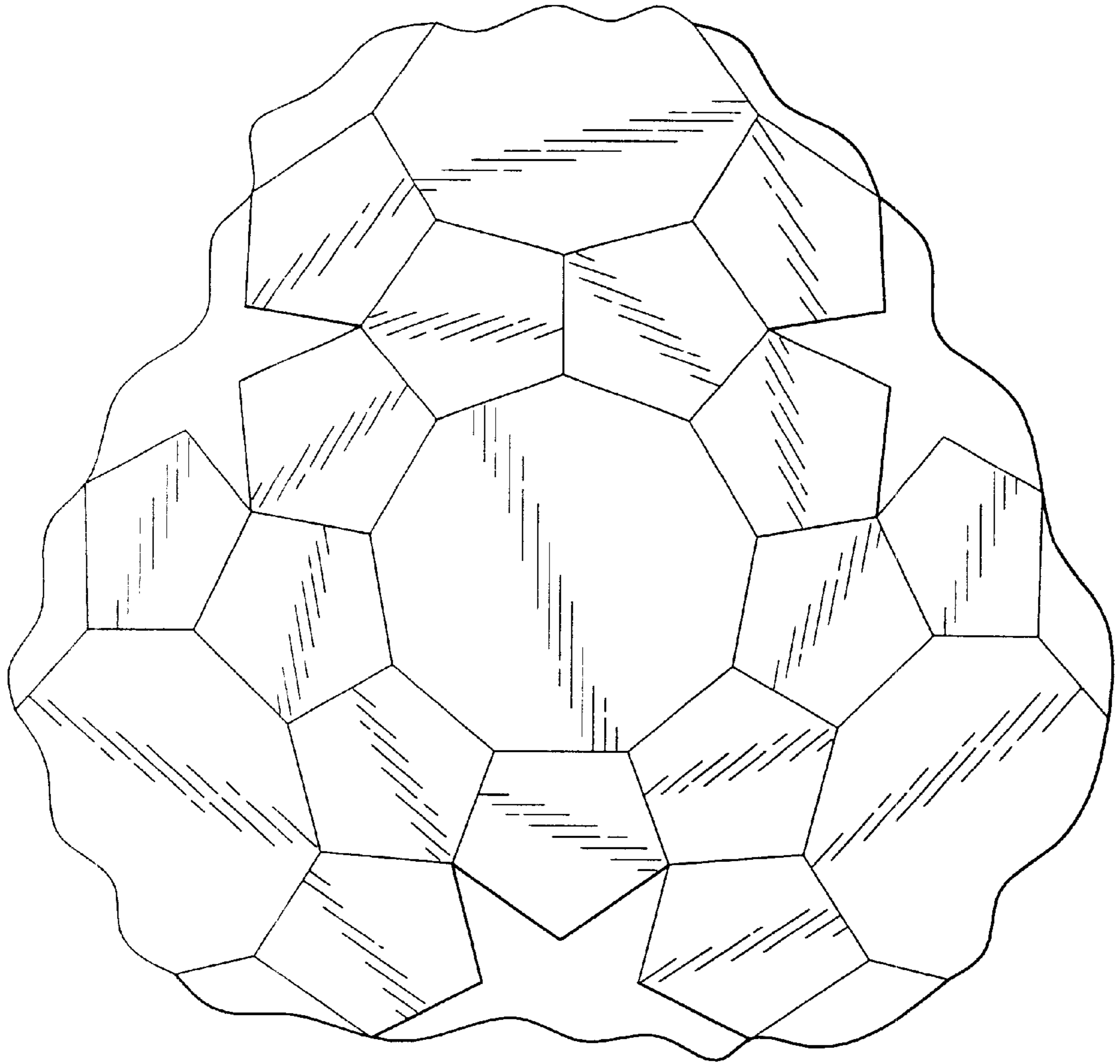


FIG. 3

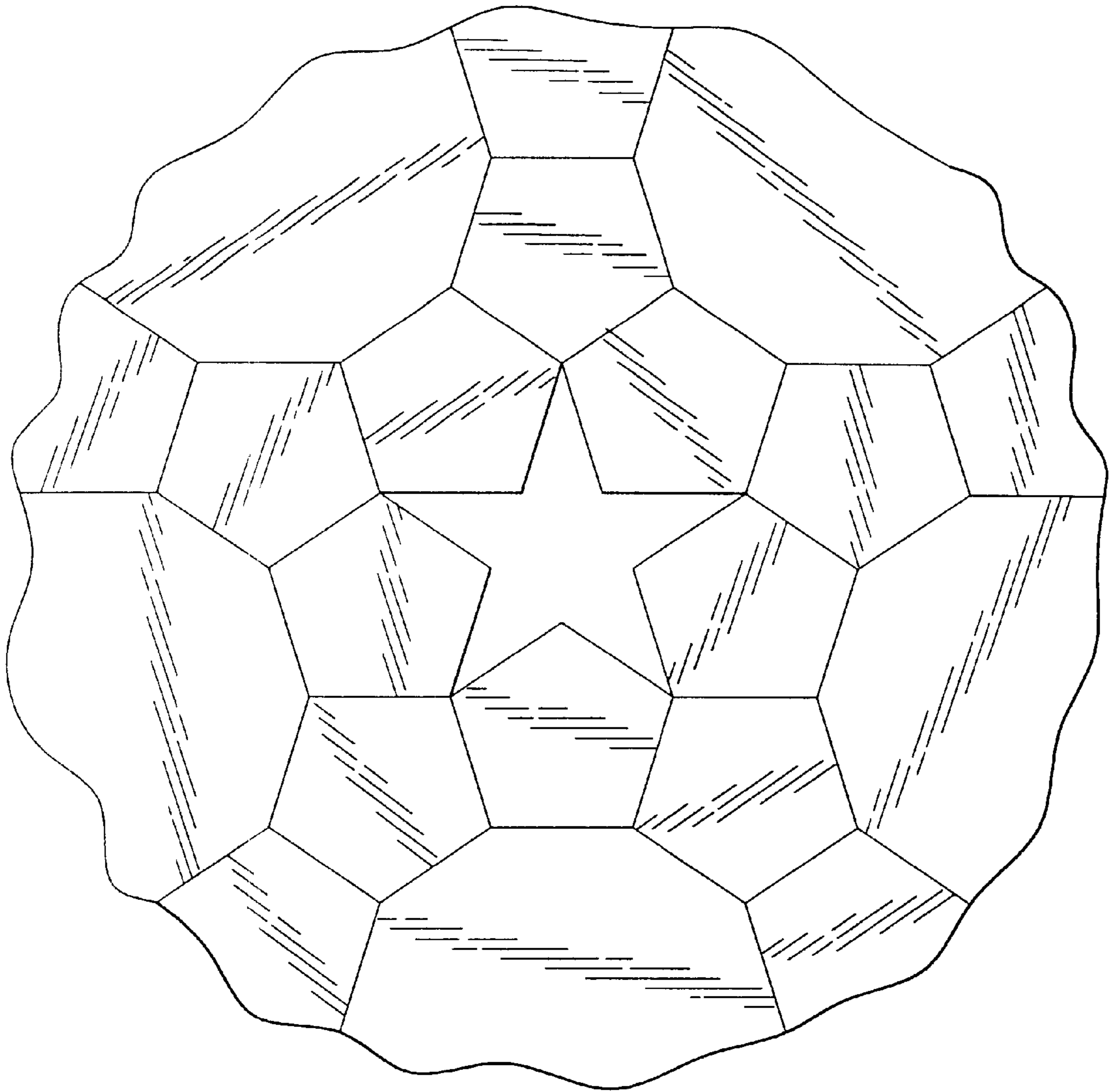


FIG. 4