



US00D440262S

(12) **United States Design Patent**  
**Fernandez et al.**

(10) **Patent No.:** **US D440,262 S**

(45) **Date of Patent:** **\*\* Apr. 10, 2001**

(54) **PAINTBALL GUN BARREL**

5,228,427 \* 7/1993 Gardner, Jr. .... 124/71  
5,556,319 \* 9/1996 Watkins ..... 446/475  
5,823,173 \* 10/1998 Slonaker ..... 124/56

(76) Inventors: **Paul Fernandez**, 2921 Claremont Rd.,  
Raleigh, NC (US) 27608; **Carson**  
**Fernandez**, 7608 Pineweld Ct., Raleigh,  
NC (US) 27615

\* cited by examiner

(\*\*) Term: **14 Years**

*Primary Examiner*—Raphael Barkai  
(74) *Attorney, Agent, or Firm*—Mills Law Firm PLLC

(21) Appl. No.: **29/122,384**

(57) **CLAIM**

(22) Filed: **Apr. 27, 2000**

The ornamental design for a paintball gun barrel, as shown  
and described.

(51) **LOC (7) Cl.** ..... **21-01**

**DESCRIPTION**

(52) **U.S. Cl.** ..... **D21/570**

(58) **Field of Search** ..... D21/567-575;  
D22/101, 103-104, 107-108; D23/225,  
224, 222; 446/180, 219, 267, 430, 473,  
475; 124/5, 25, 56, 71, 81, 83; 273/310-311,  
313, 316, 349; 42/54, 58; 362/110-114;  
222/78-79

FIG. 1 is a side elevational view of the paintball gun barrel,  
the opposite side being a mirror image thereof;  
FIG. 2 is a left end elevational view thereof;  
FIG. 3 is a right end elevational view thereof; and,  
FIG. 4 is a side elevational view thereof showing the barrel  
mount in a dotted line.

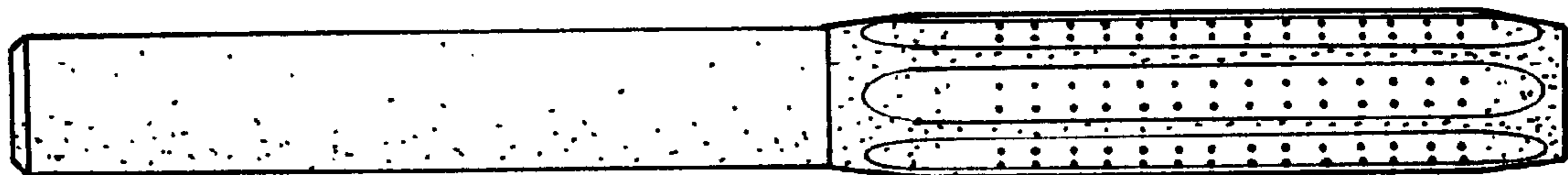
(56) **References Cited**

The broken lines shown in FIG. 4 are for illustrative  
purposes only and form no part of the claimed design.

**U.S. PATENT DOCUMENTS**

D. 353,853 \* 12/1994 Albritton ..... D21/572

**1 Claim, 2 Drawing Sheets**



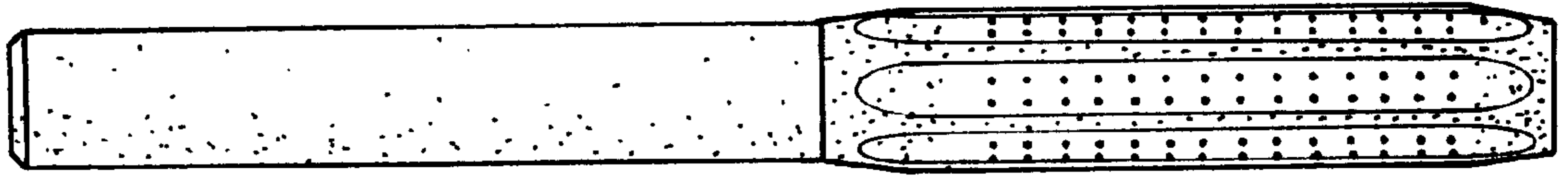


FIG. 1

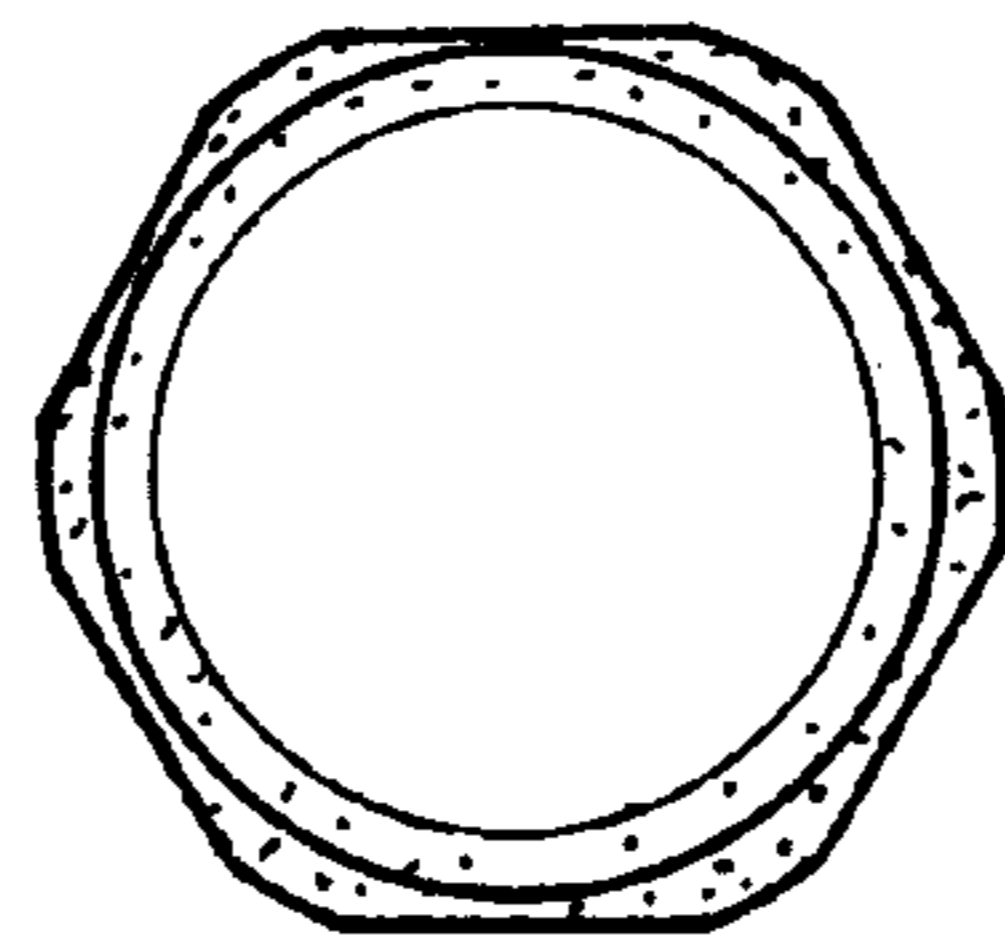


FIG. 2

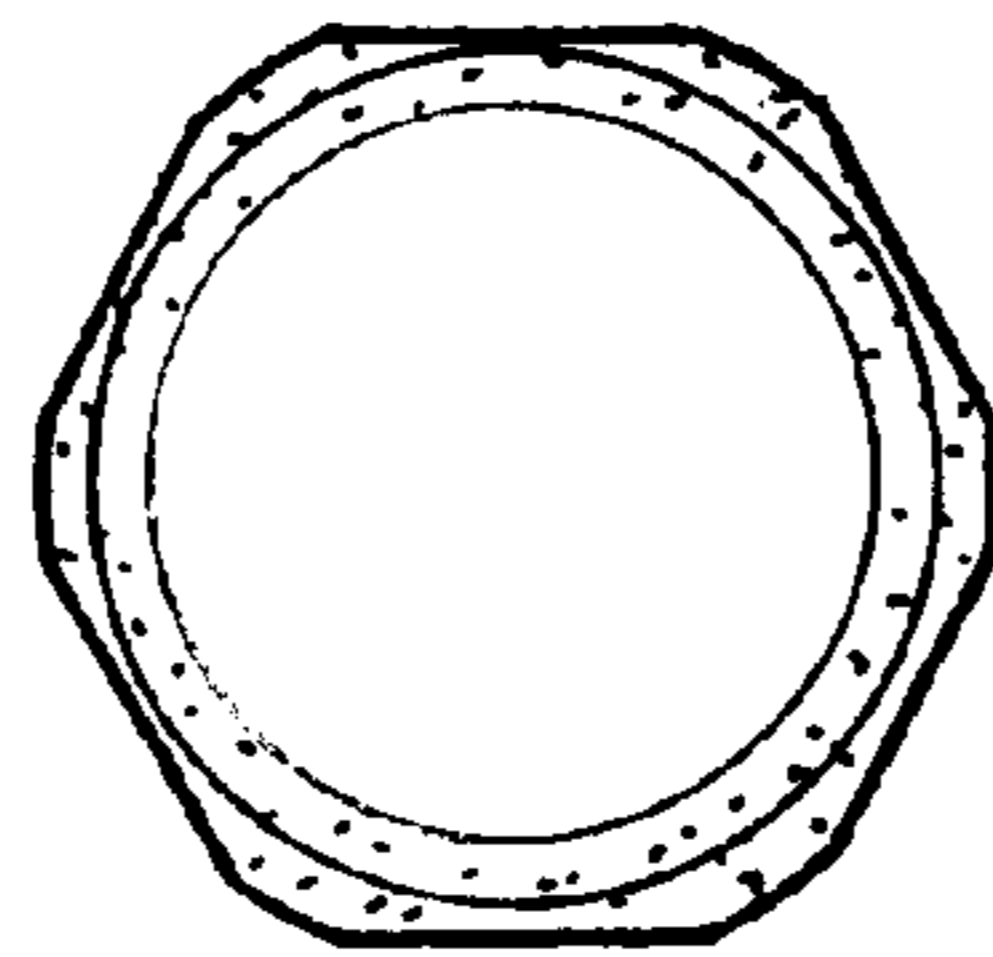


FIG. 3



FIG. 4