



US00D440260S

(12) **United States Design Patent**  
**Lenihan**

(10) **Patent No.:** **US D440,260 S**

(45) **Date of Patent:** **\*\* Apr. 10, 2001**

(54) **CHILDREN'S RIDE-ON VEHICLE**

(75) Inventor: **Gary G. Lenihan**, East Aurora, NY  
(US)

(73) Assignee: **Mattel, Inc.**, El Segundo, CA (US)

(\*\*) Term: **14 Years**

(21) Appl. No.: **29/100,138**

(22) Filed: **Feb. 5, 1999**

(51) **LOC (7) Cl.** ..... **21-01**

(52) **U.S. Cl.** ..... **D21/432**

(58) **Field of Search** ..... D21/419-435,  
D21/538; D12/110, 112, 16; 446/424, 425,  
427, 433, 440, 454, 456, 457, 462, 465,  
470; 280/1.13, 828, 87.01, 87.021; 180/210

(56) **References Cited**

**U.S. PATENT DOCUMENTS**

D. 226,442	*	3/1973	Rees et al.	.....	D21/435
D. 249,903	*	10/1978	Cartabiano	.....	D21/428
D. 250,671	*	12/1978	Ogawa	.....	D21/432
D. 267,101	*	11/1982	Goldfarb	.....	D21/432
D. 277,771		2/1985	Takeuchi	.	
D. 279,913	*	7/1985	Matsushiro	.....	D12/110
D. 281,793		12/1985	Harrod	.	
D. 281,796	*	12/1985	Shimomura	.....	D21/538
D. 299,663		1/1989	Harrod	.	
D. 307,610		5/1990	Harrod	.	
D. 351,125	*	10/1994	Chen	.....	D12/112
D. 392,343		3/1998	Sloss	.	

D. 399,270	*	10/1998	Harrod	.....	D21/435
1,773,567		8/1930	Bradley	.	
5,531,494		7/1996	Singleton	.	
5,820,439	*	10/1998	Hair, III	.....	446/440
5,845,724		12/1998	Barrett	.	

\* cited by examiner

*Primary Examiner*—Raphael Barkai

(74) *Attorney, Agent, or Firm*—Kolisch, Hartwell,  
Dickinson, McCormack & Heuser

(57) **CLAIM**

The ornamental design for a children's ride-on vehicle, as shown and described.

**DESCRIPTION**

FIG. 1 is a left side elevation view of a children's ride-on vehicle showing the claimed design, the right side being the mirror image thereof.

FIG. 2 is a top plan view thereof;

FIG. 3 is a front elevation view thereof; and

FIG. 4 is a rear elevation view thereof;

FIG. 5 is a left side elevation view of a modified embodiment of the design shown in FIGS. 1-4, the right side being a mirror image thereof;

FIG. 6 is a top plan view thereof;

FIG. 7 is a front elevation view thereof; and,

FIG. 8 is a rear elevation view thereof.

The broken lines shown in FIGS. 1, 2, 5, 6 and 8 is for illustrative purposes only and forms no part of the claimed design.

**1 Claim, 4 Drawing Sheets**




Fig. 1




Fig. 5




Fig. 2

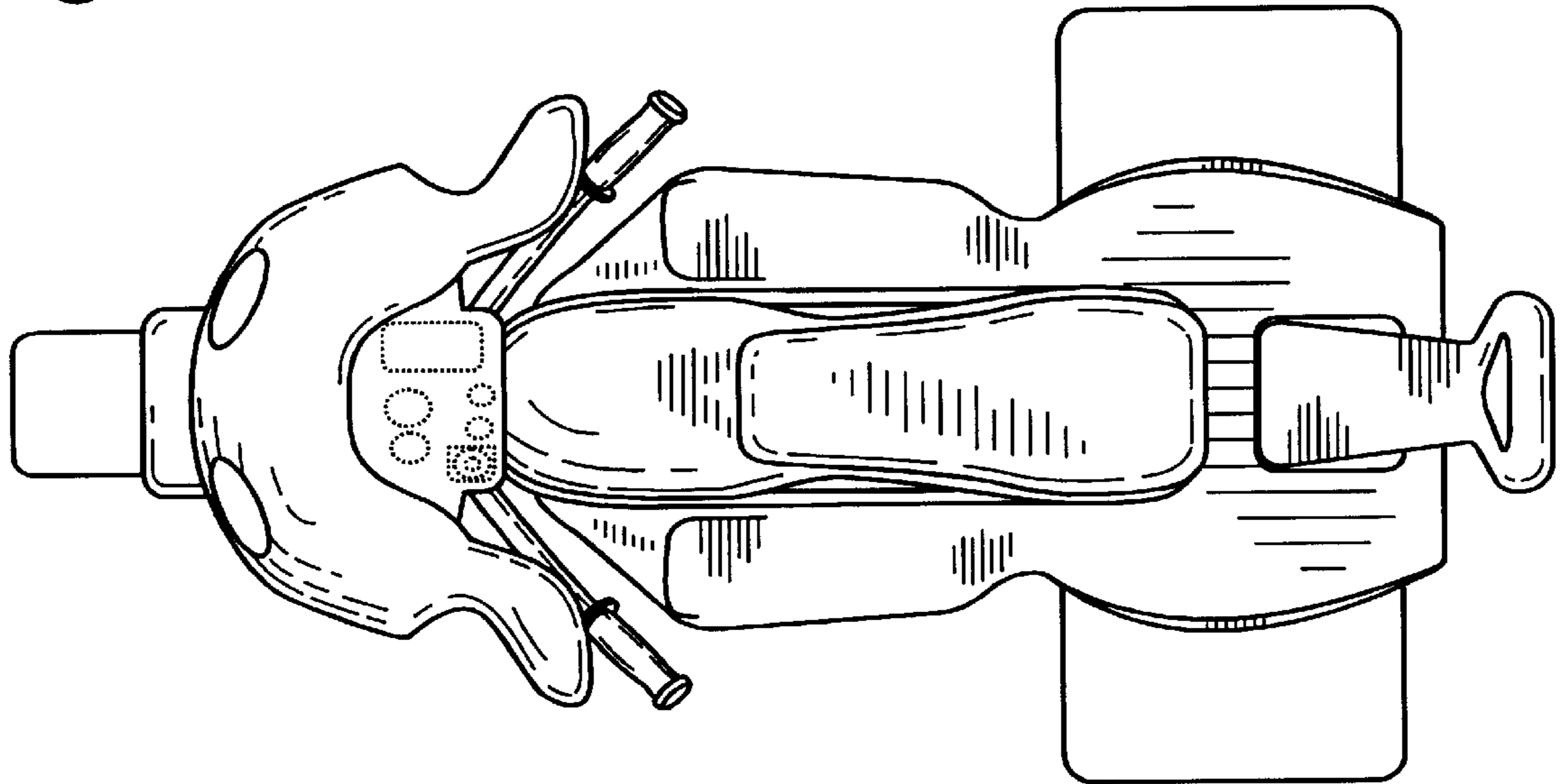
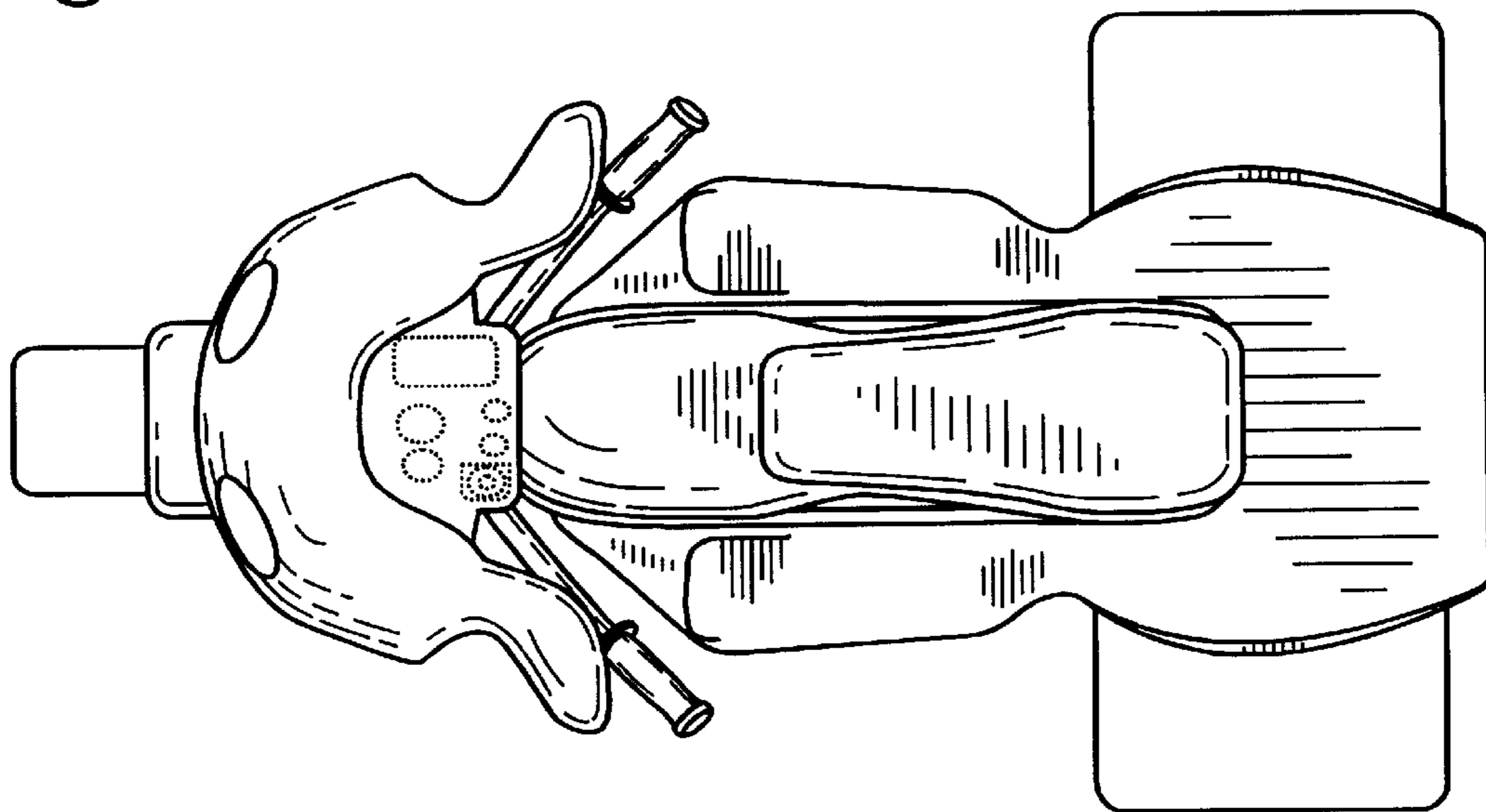


Fig. 6



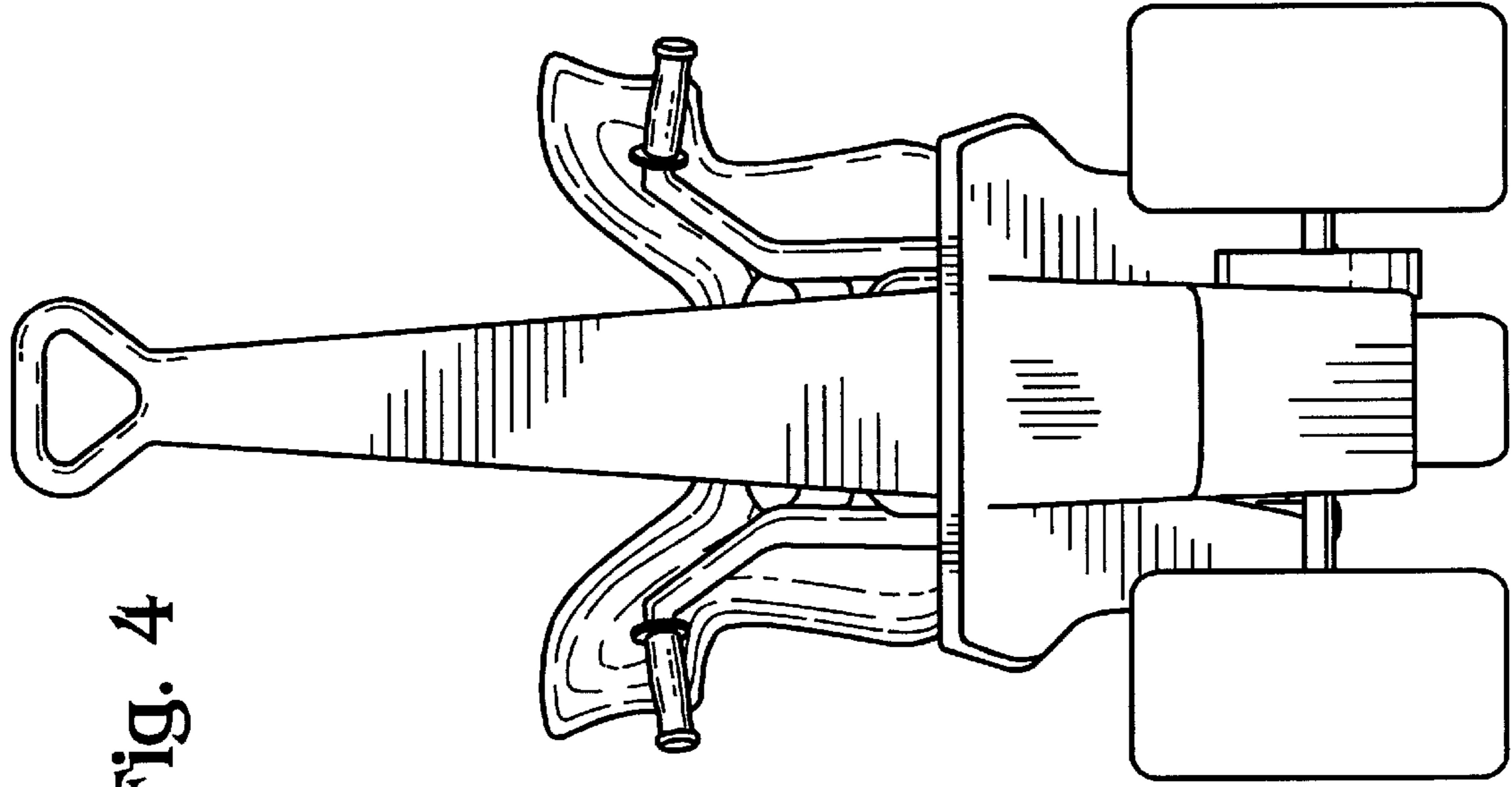


Fig. 4

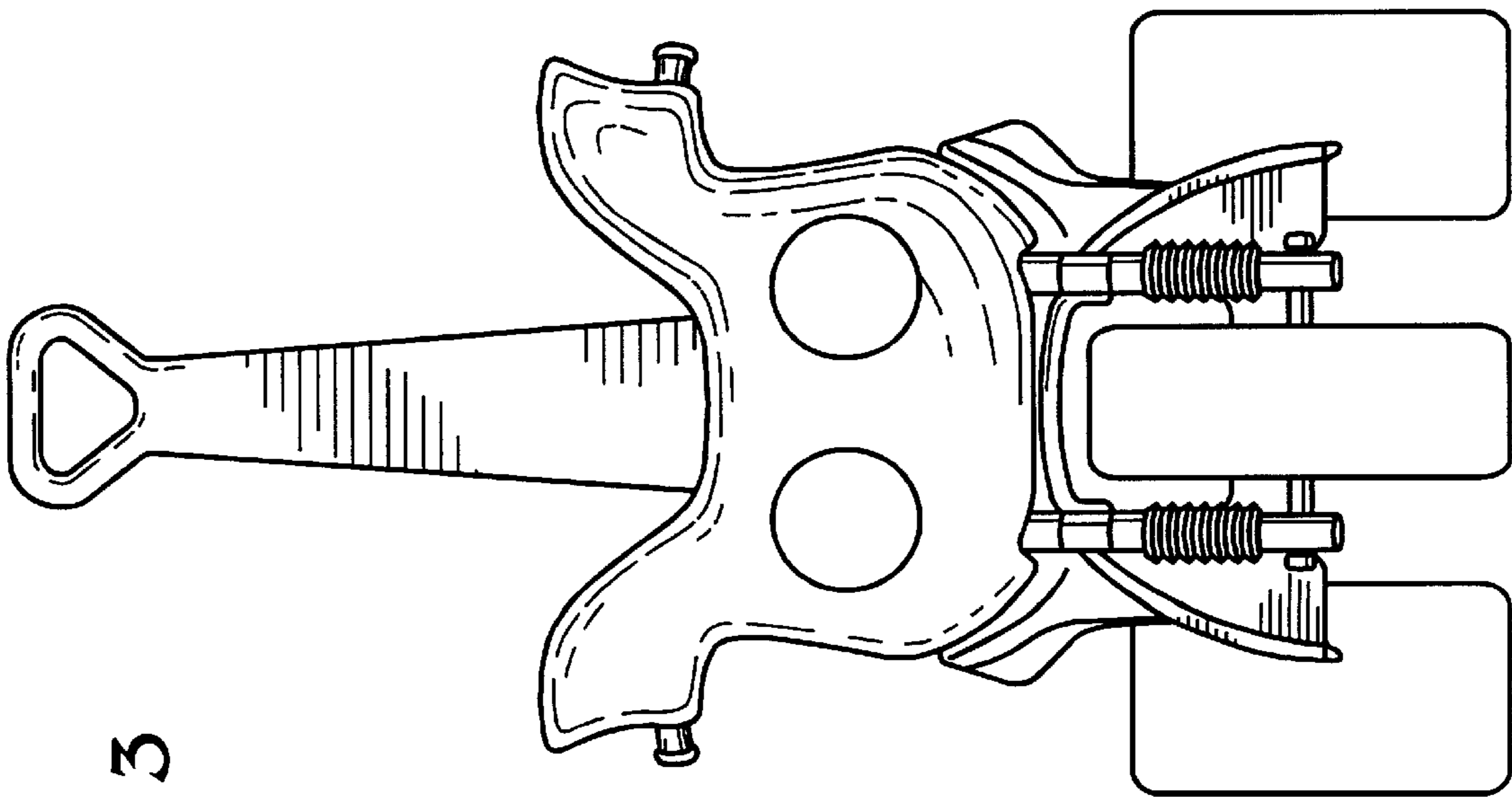


Fig. 3

Fig. 8

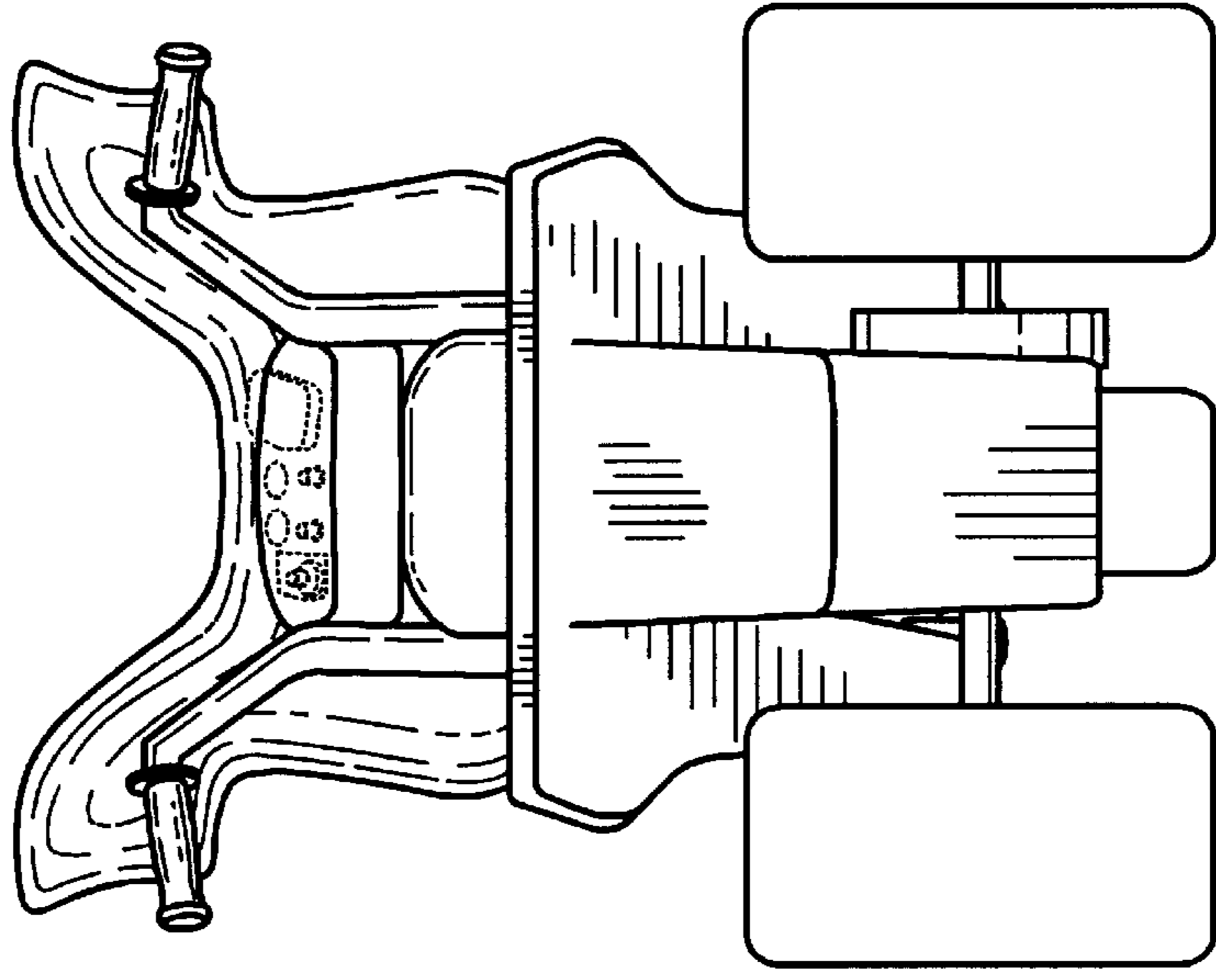


Fig. 7

