



US00D440224S

(12) **United States Design Patent**
Jones et al.

(10) **Patent No.:** **US D440,224 S**

(45) **Date of Patent:** **** Apr. 10, 2001**

(54) **COMPUTER MOUSE**

(75) Inventors: **Gregory G. Jones**, Seattle; **Carl J. Ledbetter**, Lynwood; **Hugh E. McLoone**, Bellevue, all of WA (US)

(73) Assignee: **Microsoft Corporation**, Redmond, WA (US)

(**) Term: **14 Years**

(21) Appl. No.: **29/120,158**

(22) Filed: **Mar. 16, 2000**

(51) **LOC (7) Cl.** **14-02**

(52) **U.S. Cl.** **D14/402; D14/408**

(58) **Field of Search** D14/402-410,
D14/417; 273/148 B; 345/156-167; 74/471;
463/36, 37, 38; 200/5 R, 5 A, 6 R, 6 A

(56) **References Cited**

U.S. PATENT DOCUMENTS

D. 330,706	11/1992	San-Yih .	
D. 362,431	9/1995	Kaneko et al. .	
D. 385,542	10/1997	Kaneko et al. .	
D. 386,165	11/1997	Tseng .	
D. 399,835	10/1998	Goldstein et al. .	
D. 401,919	12/1998	Chiang .	
D. 411,189	* 6/1999	Liao et al.	D14/402
D. 411,190	* 6/1999	McMahon et al.	D14/402
D. 411,837	7/1999	Sheehan .	
D. 413,114	8/1999	Sheehan .	
D. 413,322	* 8/1999	Sheehan et al.	D14/408
D. 423,488	4/2000	O’Keeffe et al. .	
D. 424,550	5/2000	Su .	
5,912,661	* 6/1999	Siddiqui	345/166

OTHER PUBLICATIONS

Easy Scroll-II, “A Giant Leap in Windows Productivity,”
400 DPI Serial Mouse with Scroll-Roller, Genius, Product

Brochure, 4 pages, publication date unknown but prior to filing date.

“True Internet Mouse,” by Genius, Product Flyer, one page, Mar. 14, 2000.

“Logitech First Mouse,” Product Flyer, Logitech, Inc., one page, Oct. 4, 1999.

“Logitech USB Wheel Mouse,” Product Flyer, Logitech, Inc., one page, Oct. 4, 1999.

Mouse by Ultima Electronics, publication date unknown but prior to filing date.

U.S. Patent Application No. 29/083,068 filed on Feb. 4, 1998, titled “Computer Mouse.”

* cited by examiner

Primary Examiner—Kay H. Chin

(74) *Attorney, Agent, or Firm*—Banner & Witcoff, Ltd.

(57) **CLAIM**

The ornamental design for a computer mouse, as shown and described.

DESCRIPTION

FIG. 1 is a perspective view of a computer mouse showing our new design;

FIG. 2 is a top plan view thereof;

FIG. 3 is a left side elevational view thereof;

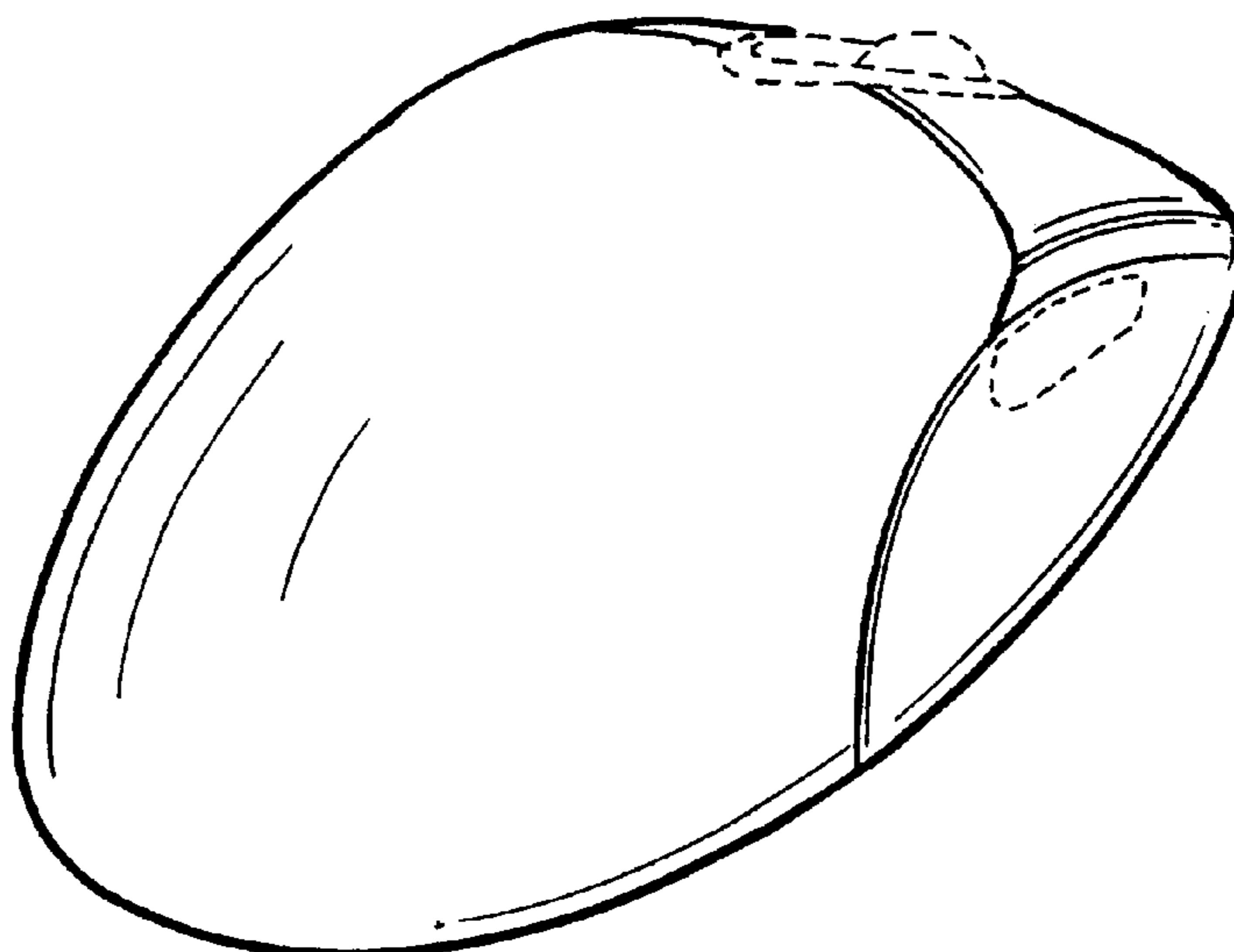
FIG. 4 is a right side elevational view thereof;

FIG. 5 is a front elevational view thereof; and,

FIG. 6 is a rear elevational view thereof.

The unshown bottom of the computer mouse forms no part of the claimed design. The broken line showing of the buttons on the sides and the wheel and its surrounding region is for illustrative purposes only and forms no part of the claimed design.

1 Claim, 2 Drawing Sheets



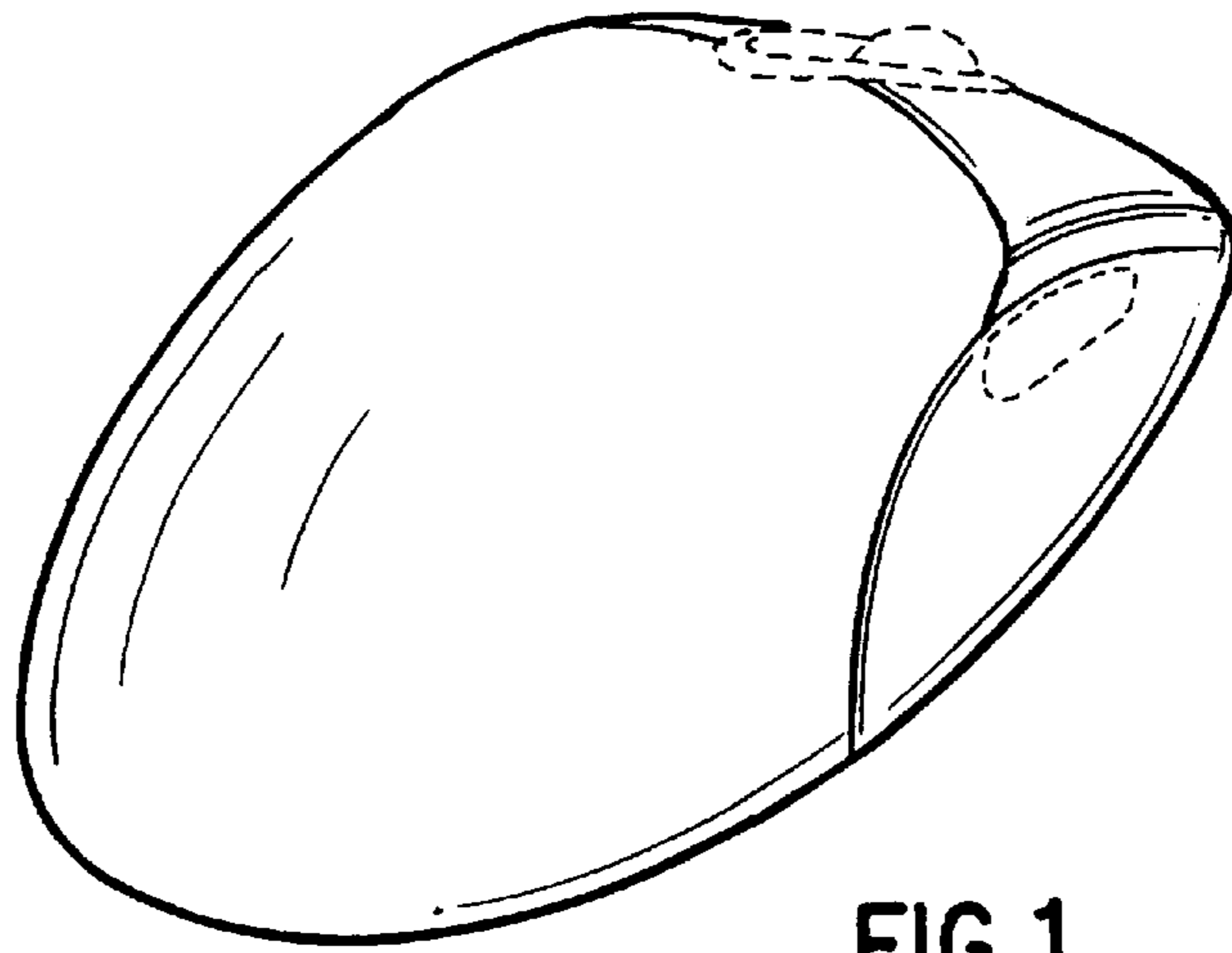


FIG. 1

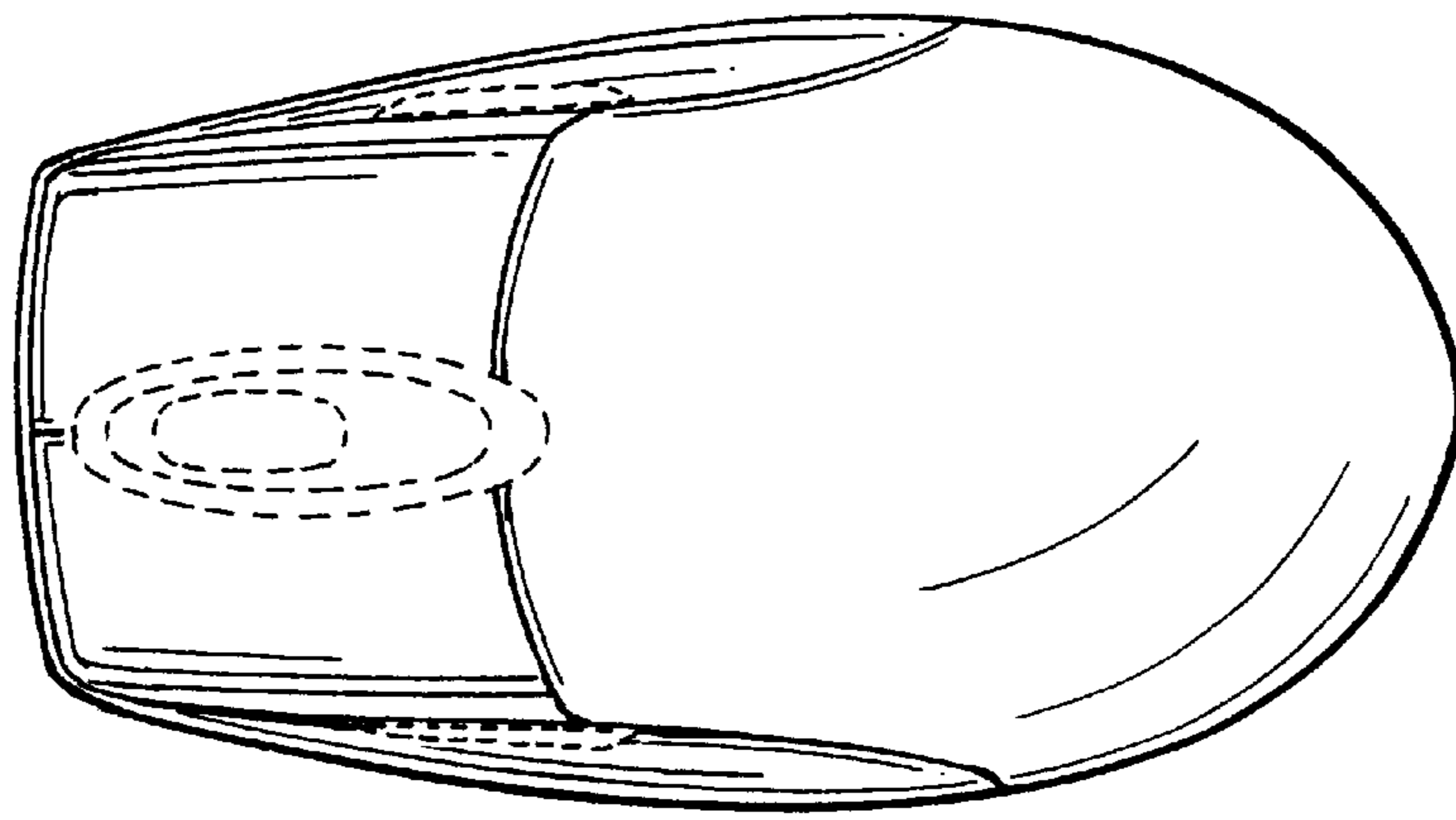


FIG. 2

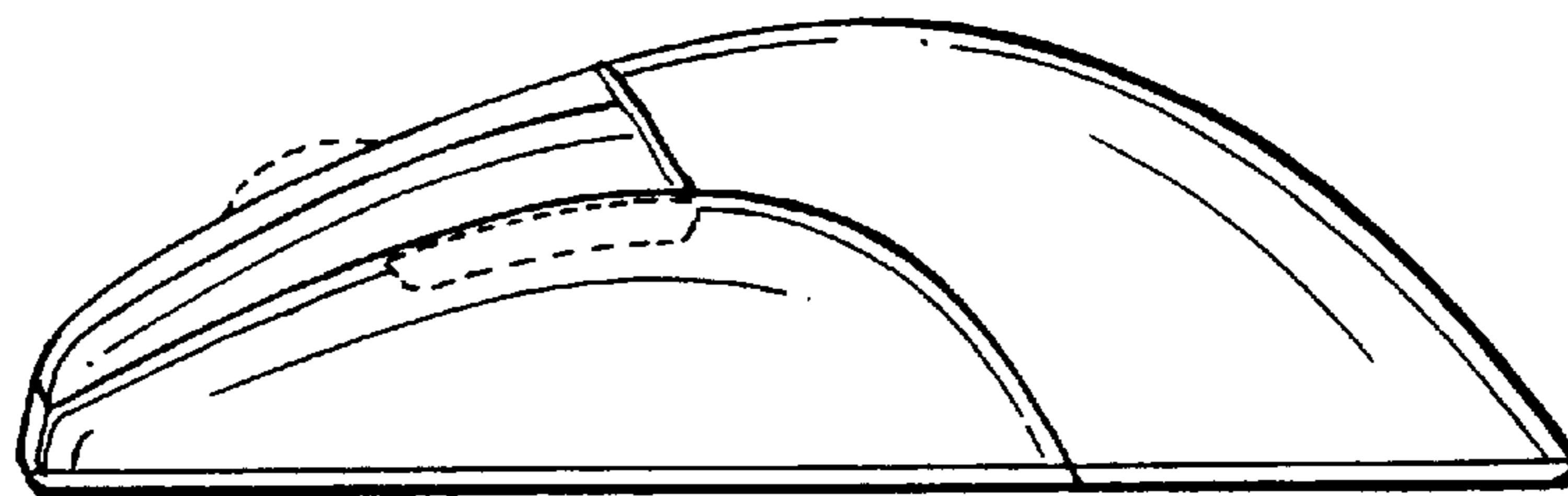


FIG. 3

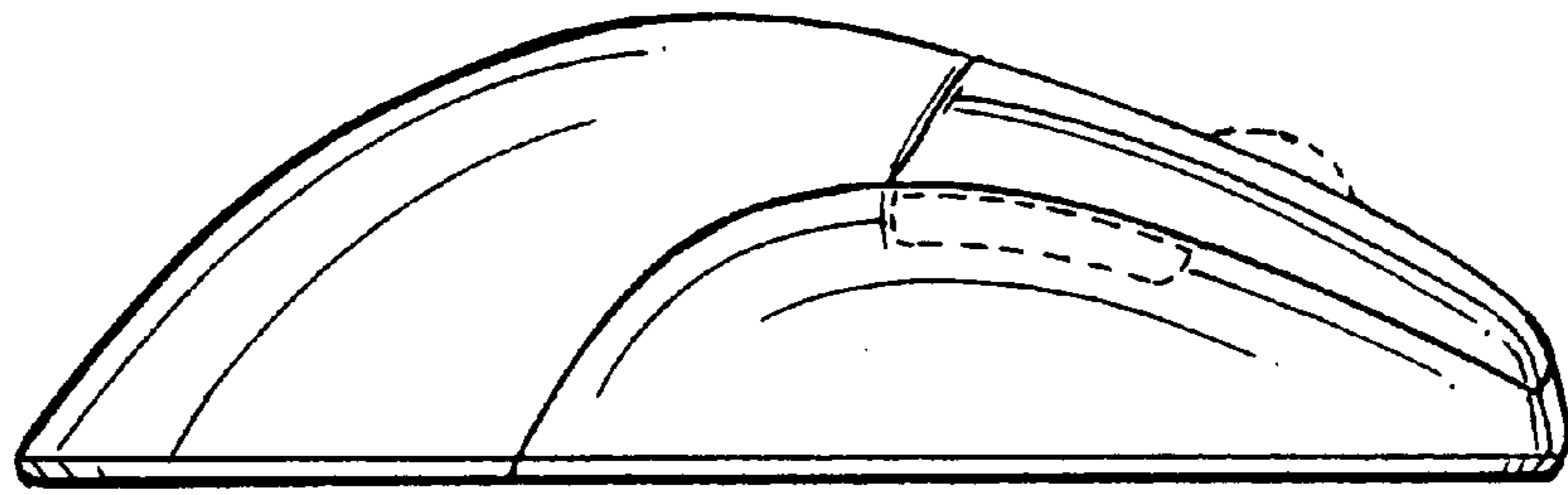


FIG. 4

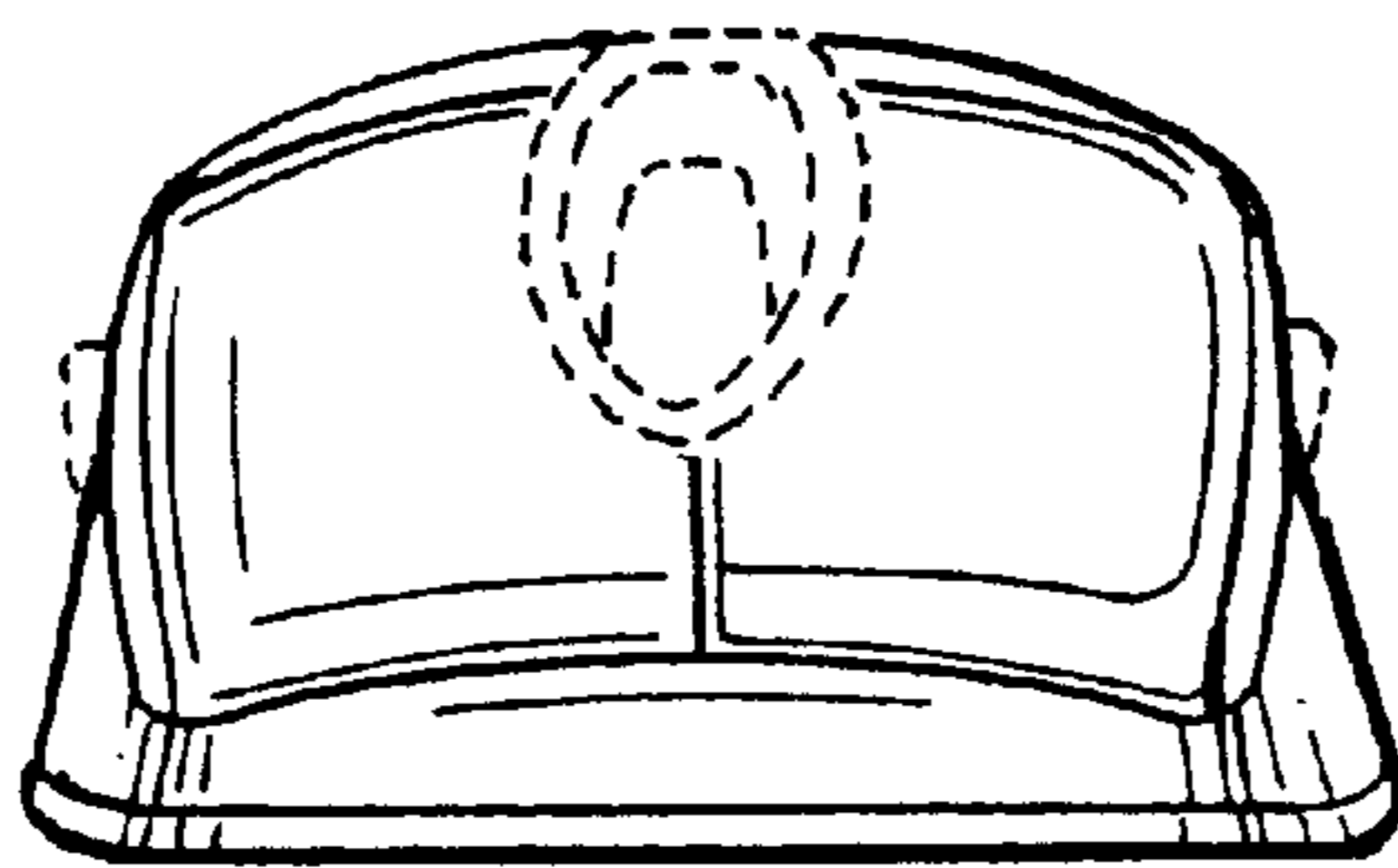


FIG. 5




FIG. 6