



US00D440217S

(12) **United States Design Patent**
Hasselmann et al.

(10) **Patent No.:** **US D440,217 S**

(45) **Date of Patent:** **** Apr. 10, 2001**

(54) **SENDING HEAD FOR A HANDHELD WIRELESS TRANSMITTER**

D. 372,435 * 8/1996 Bellomo et al. D14/155 X
D. 374,633 * 10/1996 Freese et al. D10/104
D. 386,104 * 11/1997 Nowak D10/104

(75) Inventors: **Heinz Hasselmann**, Hagen; **Anton Münzebrock**, Dortmund; **Peter Stehr**, Hagen; **Walter Voll**, Hassfurt, all of (DE)

* cited by examiner

Primary Examiner—Nanda Bondade

(73) Assignee: **Mannesmann AG**, Düsseldorf (DE)

(74) *Attorney, Agent, or Firm*—Cohen, Pontani, Lieberman & Pavane

(**) Term: **14 Years**

(57) **CLAIM**

(21) Appl. No.: **29/087,115**

The ornamental design for a sending head for a handheld wireless transmitter, as shown and described.

(22) Filed: **Apr. 27, 1998**

(30) **Foreign Application Priority Data**

DESCRIPTION

Oct. 27, 1997 (DE) M97 09 906

FIG. 1 is a front elevational view of a sending head for a handheld wireless transmitter of the present invention;

(51) **LOC (7) Cl.** **14-03**

FIG. 2 is a side view thereof, the other side being a mirror image;

(52) **U.S. Cl.** **D14/155; D10/104**

(58) **Field of Search** D10/104, 106, D10/116, 121; D14/137, 155, 159, 188, 230; 340/540-547, 565, 566, 571-573, 691, 693

FIG. 3 is a top view thereof; and,

FIG. 4 is a bottom view thereof.

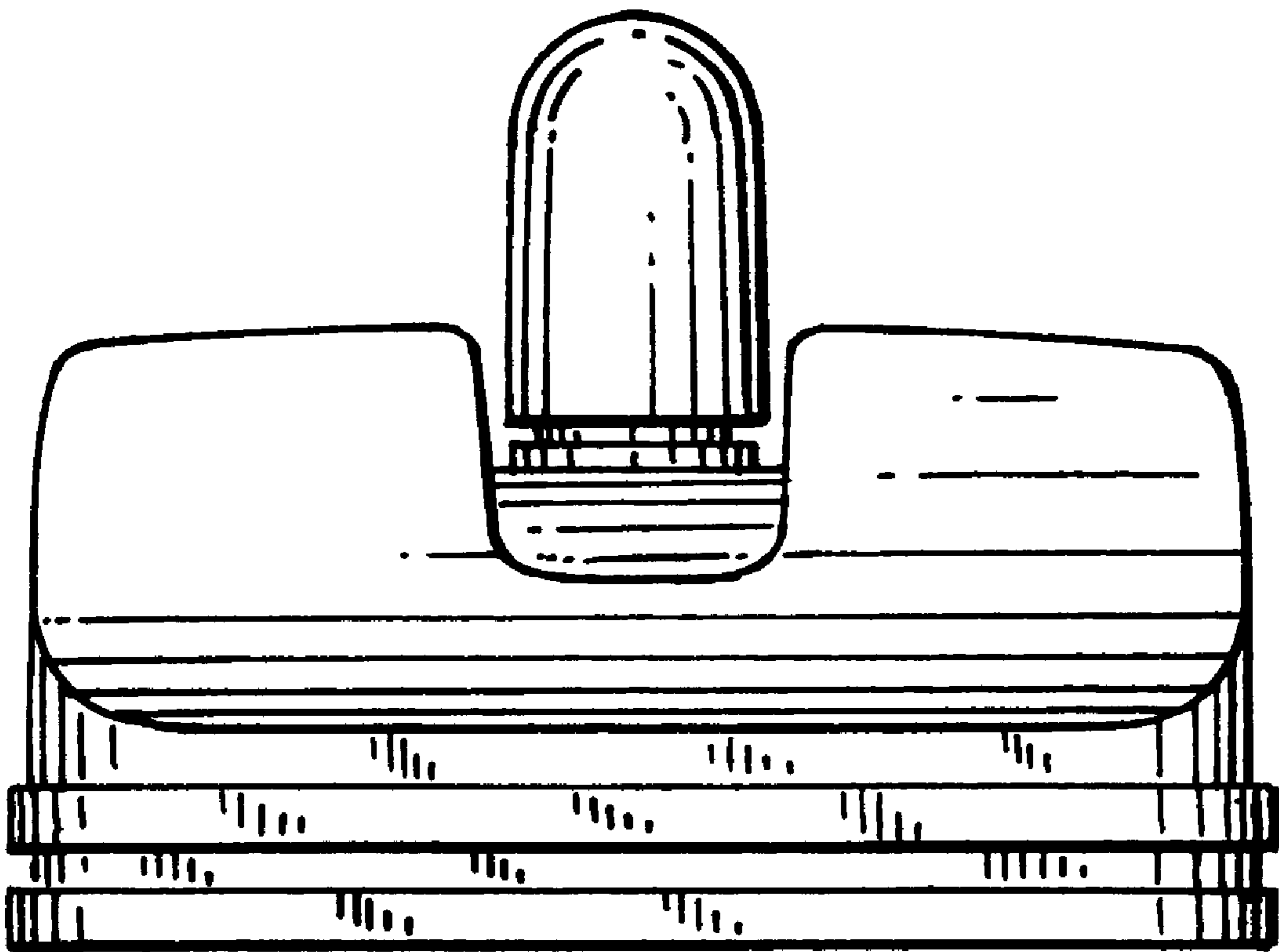
The rear view of the sending head for a hand held wireless transmitter forms no part of the claimed design.

(56) **References Cited**

U.S. PATENT DOCUMENTS

D. 292,585 * 11/1987 Gottlieb D14/155

1 Claim, 2 Drawing Sheets



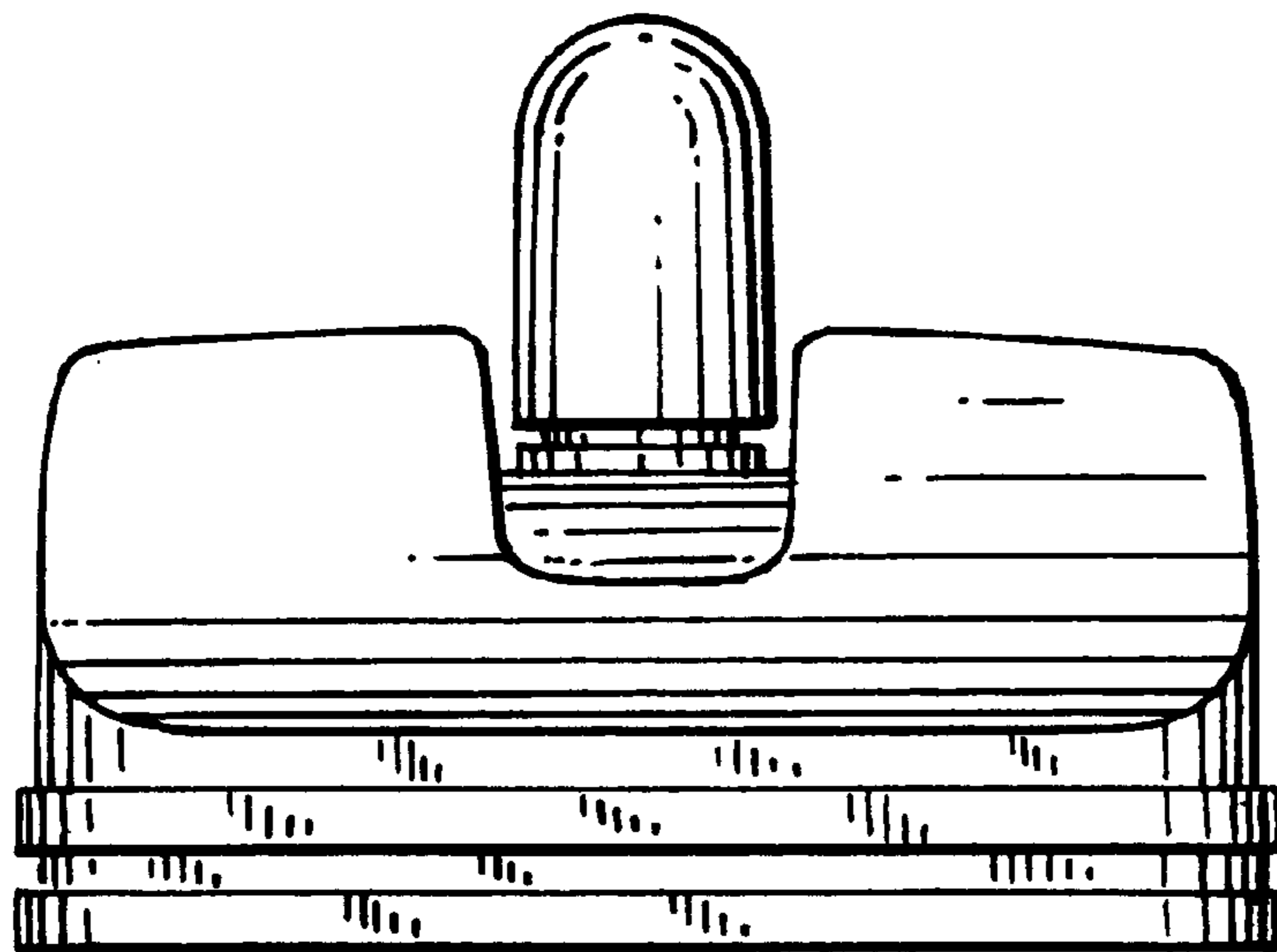


FIG. 1

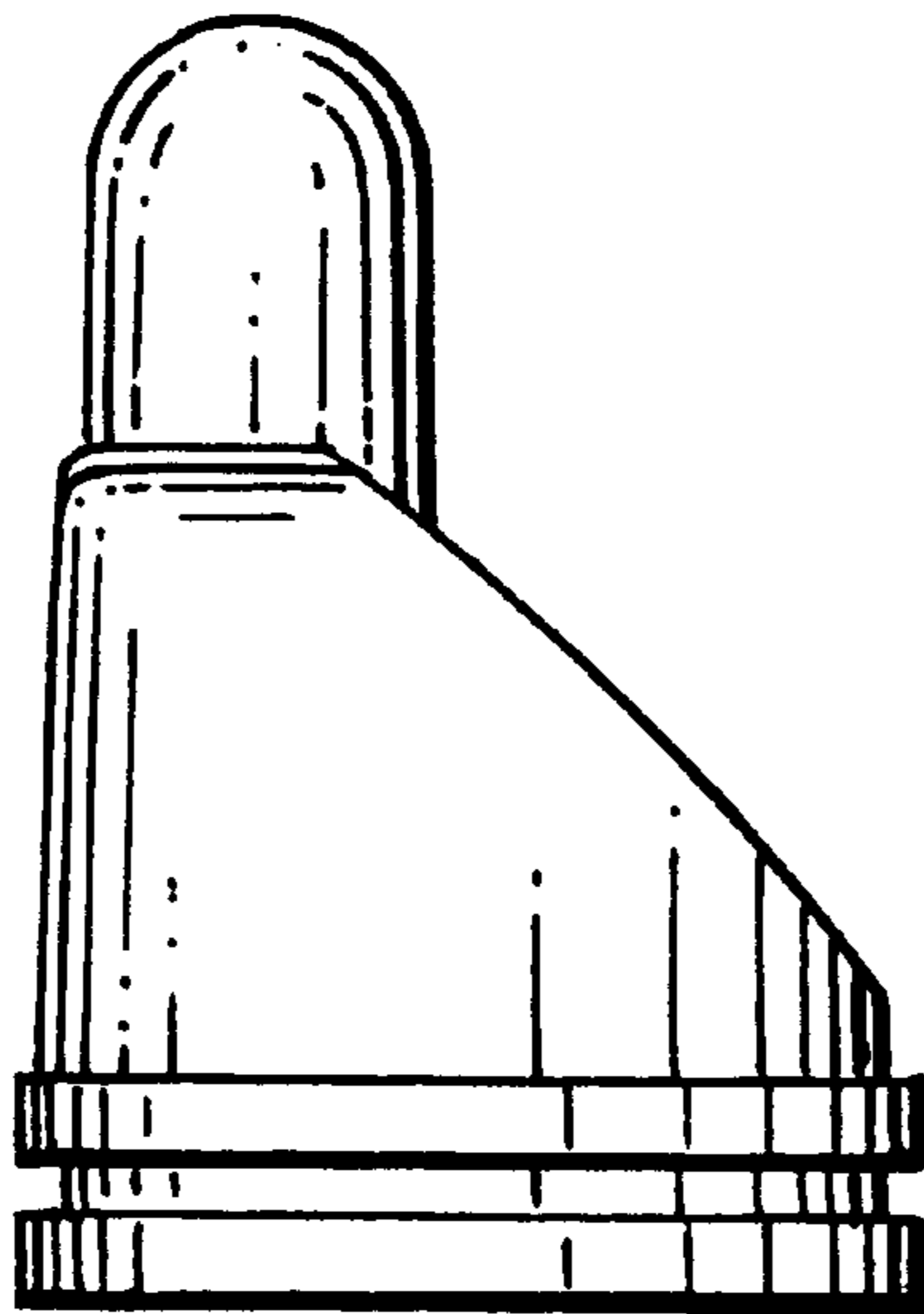


FIG. 2




FIG. 3

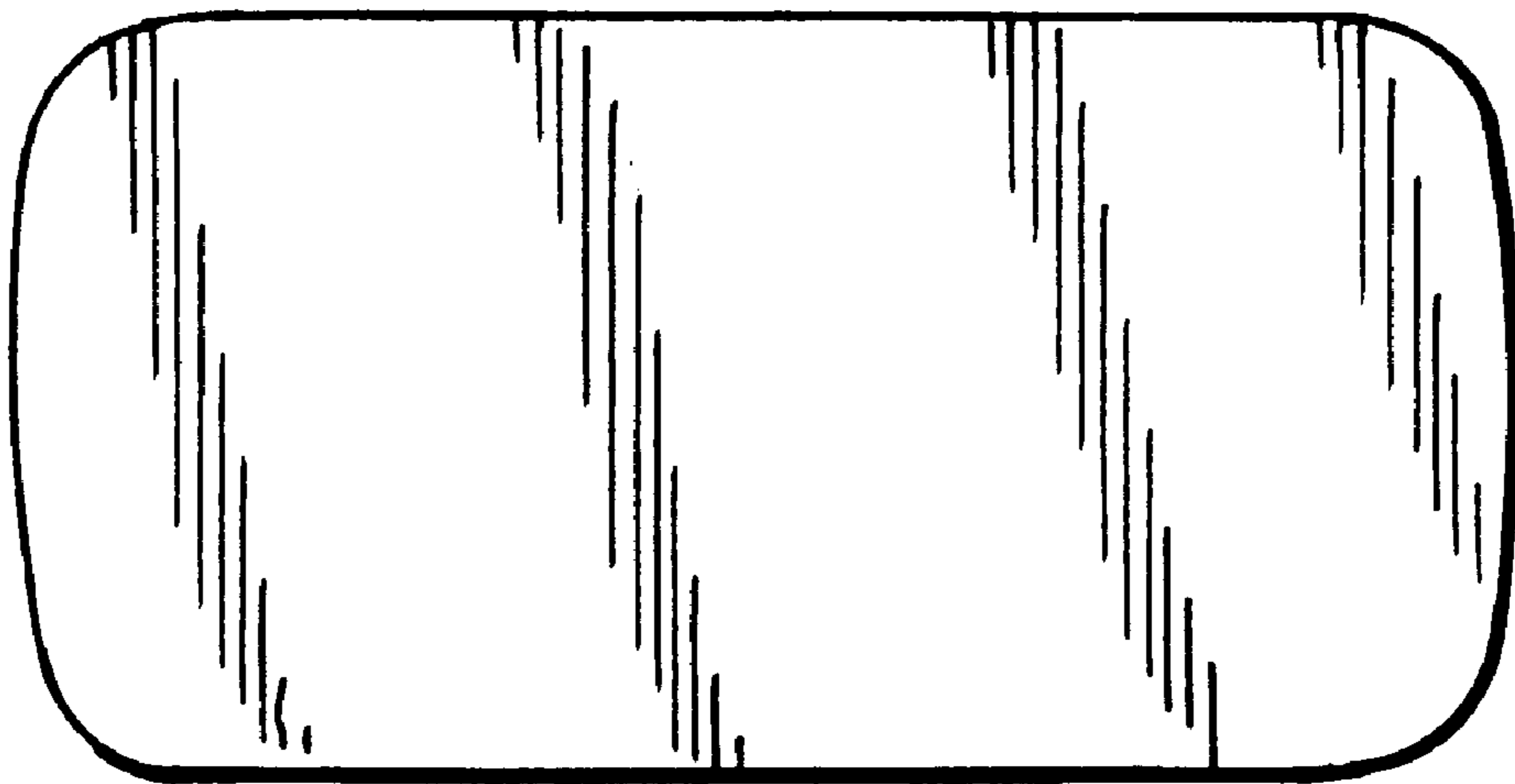


FIG. 4