



US00D440214S

(12) **United States Design Patent**
Chan

(10) **Patent No.:** **US D440,214 S**

(45) **Date of Patent:** **** Apr. 10, 2001**

(54) **TELEPHONE FACE PLATE FOR STUFFED ITEM**

(75) Inventor: **Symon Chan**, Hong Kong (HK)

(73) Assignee: **Polyconcept USA, Inc.**, Stamford, CT (US)

(**) Term: **14 Years**

(21) Appl. No.: **29/131,595**

(22) Filed: **Oct. 25, 2000**

(51) **LOC (7) Cl.** **14-03**

(52) **U.S. Cl.** **D14/147**

(58) **Field of Search** D14/137, 218,
D14/138, 144, 147-148, 247-249, 140-142,
250, 240; 379/433.434, 419, 420, 428,
440, 368; 455/550-575, 90; D13/168; D18/2,
7

(56) **References Cited**

U.S. PATENT DOCUMENTS

- D. 291,438 * 8/1987 Banko D14/150
- D. 344,943 * 3/1994 Kajita et al. D14/138
- D. 345,157 * 3/1994 Happo et al. D14/138

- D. 352,028 * 11/1994 Siddoway et al. D14/138
- D. 377,935 * 2/1997 Fink D14/150
- D. 389,143 * 1/1998 Wicks D14/144
- D. 390,844 * 2/1998 Tung D14/148
- 5,661,641 * 8/1997 Shindo 361/814
- 5,825,873 * 10/1998 Duncan et al. 379/419

* cited by examiner

Primary Examiner—Jeffrey Asch

(74) *Attorney, Agent, or Firm*—Notaro & Michalos P.C.

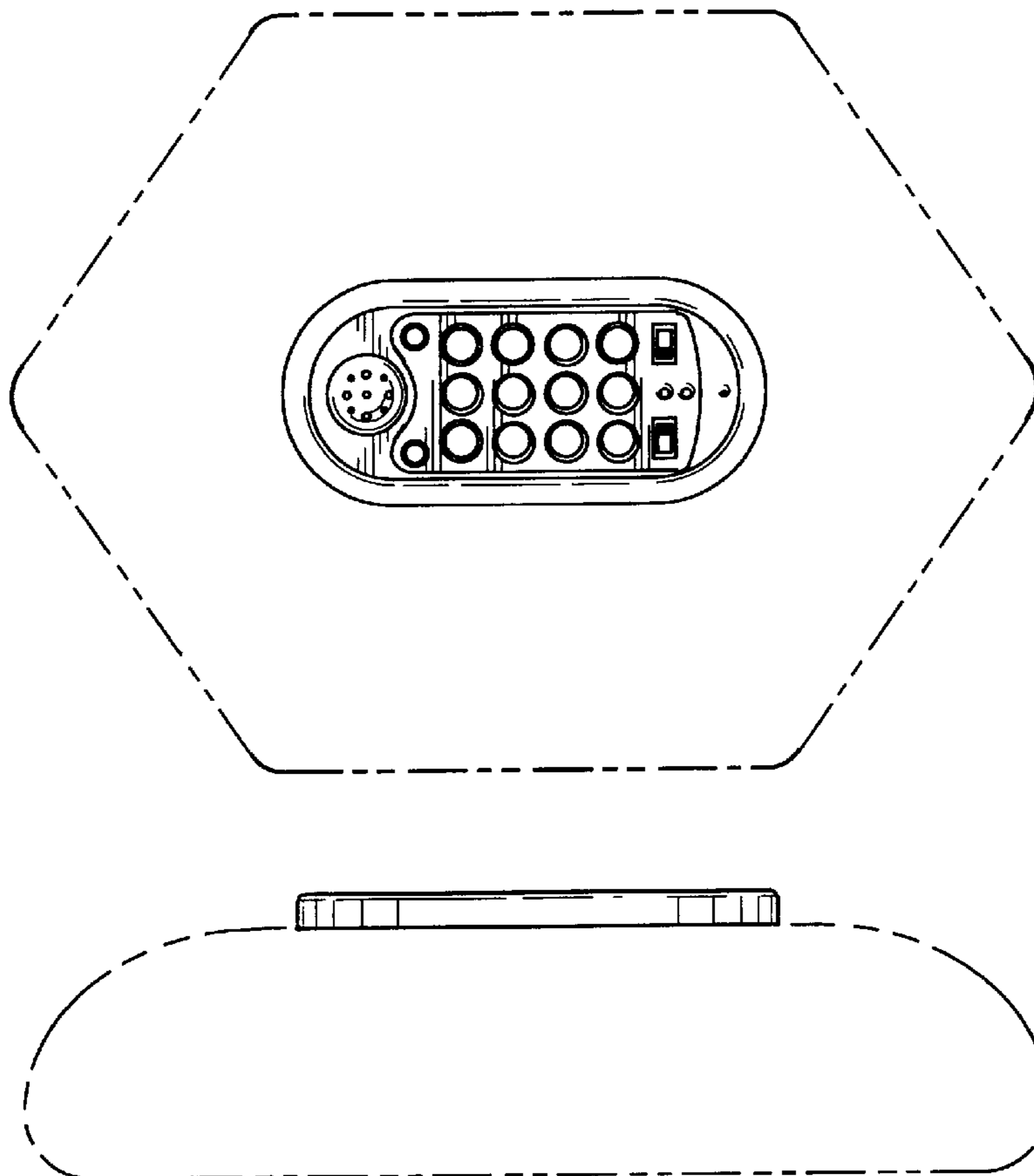
(57) **CLAIM**

The ornamental design for a telephone face plate for stuffed item, as shown and described.

DESCRIPTION

FIG. 1 is a top plan view of a telephone face plate for stuffed item showing my new design therefor, the stuffed item being shown in phantom line and forming no part of the design; FIG. 2 is a side elevational view thereof, the stuffed item being shown in phantom line and forming no part of the design, the opposite side being identical thereto; and, FIG. 3 is an end elevational view thereof, the opposite end being identical thereto, the stuffed item being shown in phantom line and forming no part of the design.

1 Claim, 1 Drawing Sheet



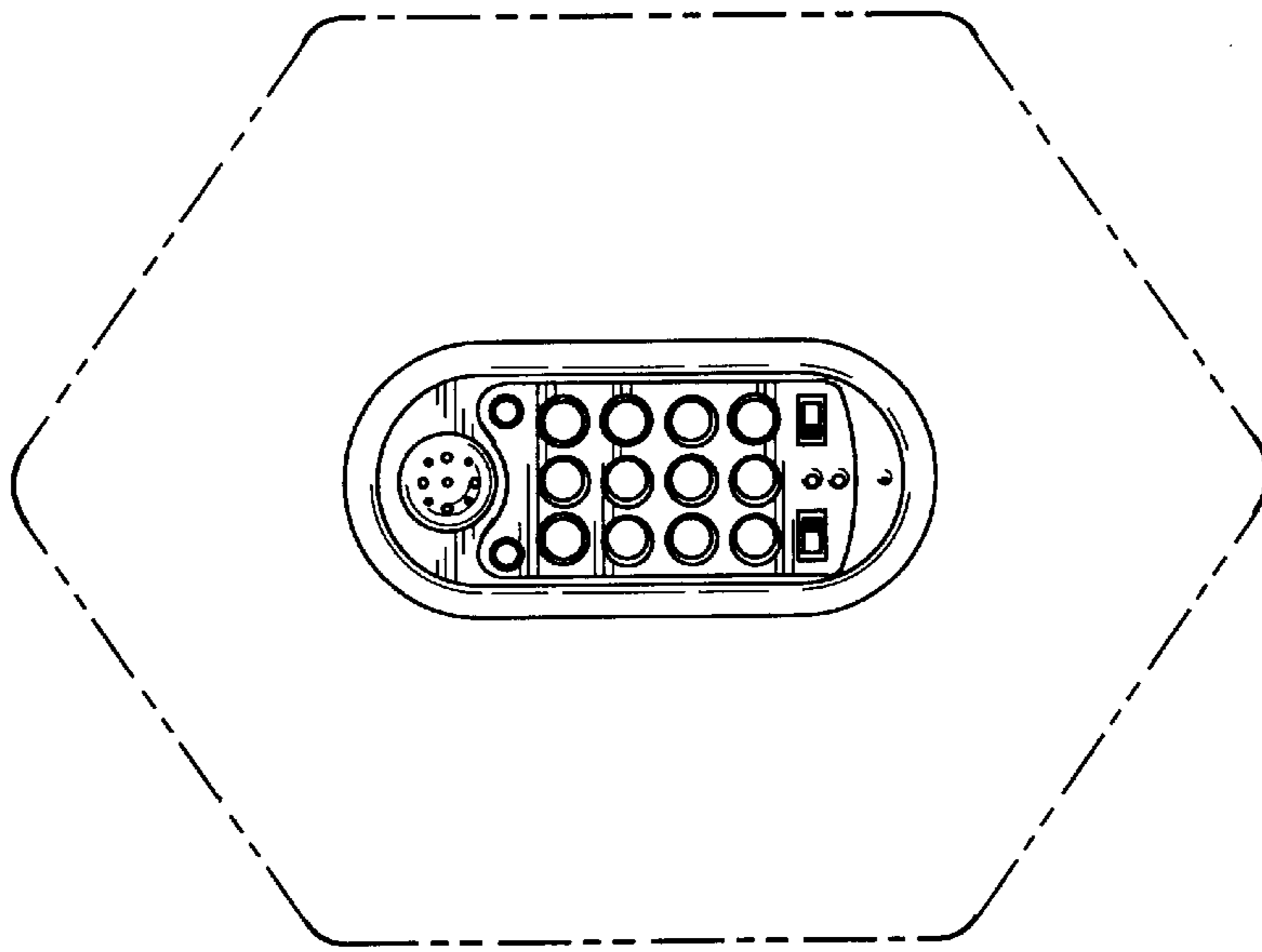


FIG. 1




FIG. 2




FIG. 3