



US00D440197S

(12) **United States Design Patent**
Pfeiffer

(10) **Patent No.:** **US D440,197 S**

(45) **Date of Patent:** **** Apr. 10, 2001**

(54) **REAR FENDER FOR A VEHICLE**

(75) Inventor: **Peter Pfeiffer**, Boeblingen (DE)

(73) Assignee: **DaimlerChrysler AG**, Stuttgart (DE)

(**) Term: **14 Years**

(21) Appl. No.: **29/128,242**

(22) Filed: **Aug. 22, 2000**

Related U.S. Application Data

(62) Division of application No. 29/086,743, filed on Apr. 20, 1998, now Pat. No. Des. 433,653.

(30) **Foreign Application Priority Data**

Feb. 28, 2000 (DE) 4 00 02 024

(51) **LOC (7) Cl.** **12-16**

(52) **U.S. Cl.** **D12/196**

(58) **Field of Search** D12/196, 90-92;
296/185

(56) **References Cited**

U.S. PATENT DOCUMENTS

- D. 368,448 * 4/1996 Sacco et al. D12/92
- D. 372,689 * 8/1996 Sacco et al. D12/92
- D. 380,178 * 6/1997 Sacco et al. D12/92
- D. 391,911 * 3/1998 Luybay et al. D12/196
- D. 393,440 4/1998 Pfeiffer et al. D12/196
- D. 393,610 4/1998 Sacco et al. D12/92

- D. 395,847 * 7/1998 Sacco et al. D12/92
- D. 410,222 * 5/1999 Hayashi D12/196
- D. 416,842 * 11/1999 Gabath D12/196
- D. 419,125 * 1/2000 Sacco et al. D12/196
- D. 426,802 * 6/2000 Sacco et al. D12/196

* cited by examiner

Primary Examiner—Melody N. Brown

(74) *Attorney, Agent, or Firm*—Evenson, McKeown, Edwards & Lenahan, P.L.L.C.

(57) **CLAIM**

The ornamental design for a rear fender for a vehicle, as shown and described.

DESCRIPTION

FIG. 1 is a front, left perspective view of a rear fender for a vehicle according to my novel design;

FIG. 2 is a front view of the rear fender for a vehicle according to my novel design;

FIG. 3 is right side view of the rear fender for a vehicle according to my novel design;

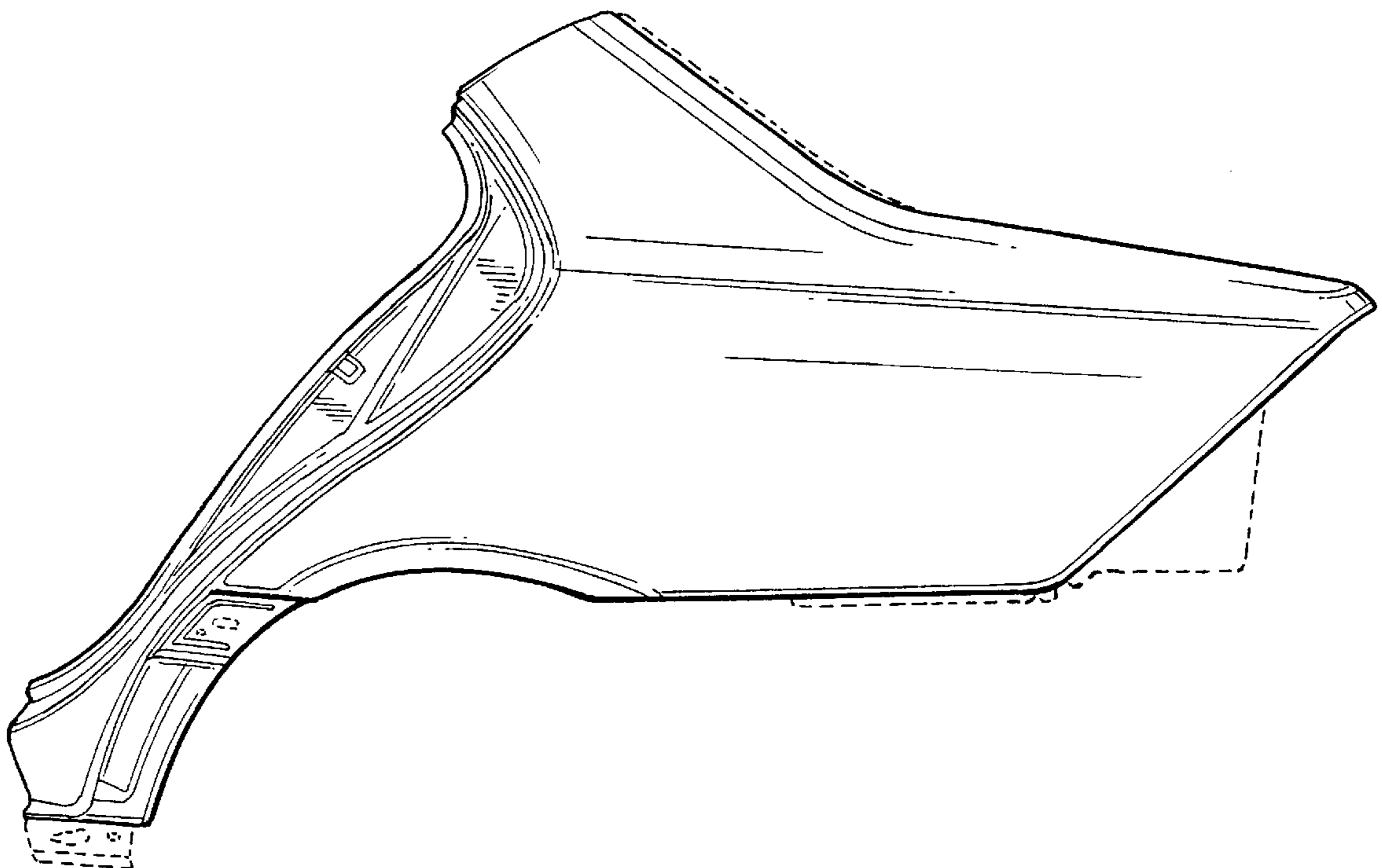
FIG. 4 is a left side view of the rear fender for a vehicle according to my novel design;

FIG. 5 is top view of the rear fender for a vehicle according to my novel design; and,

FIG. 6 is a bottom view of the rear fender for a vehicle according to my novel design.

The broken lines included depict environment and are not part of the claimed design.

1 Claim, 3 Drawing Sheets



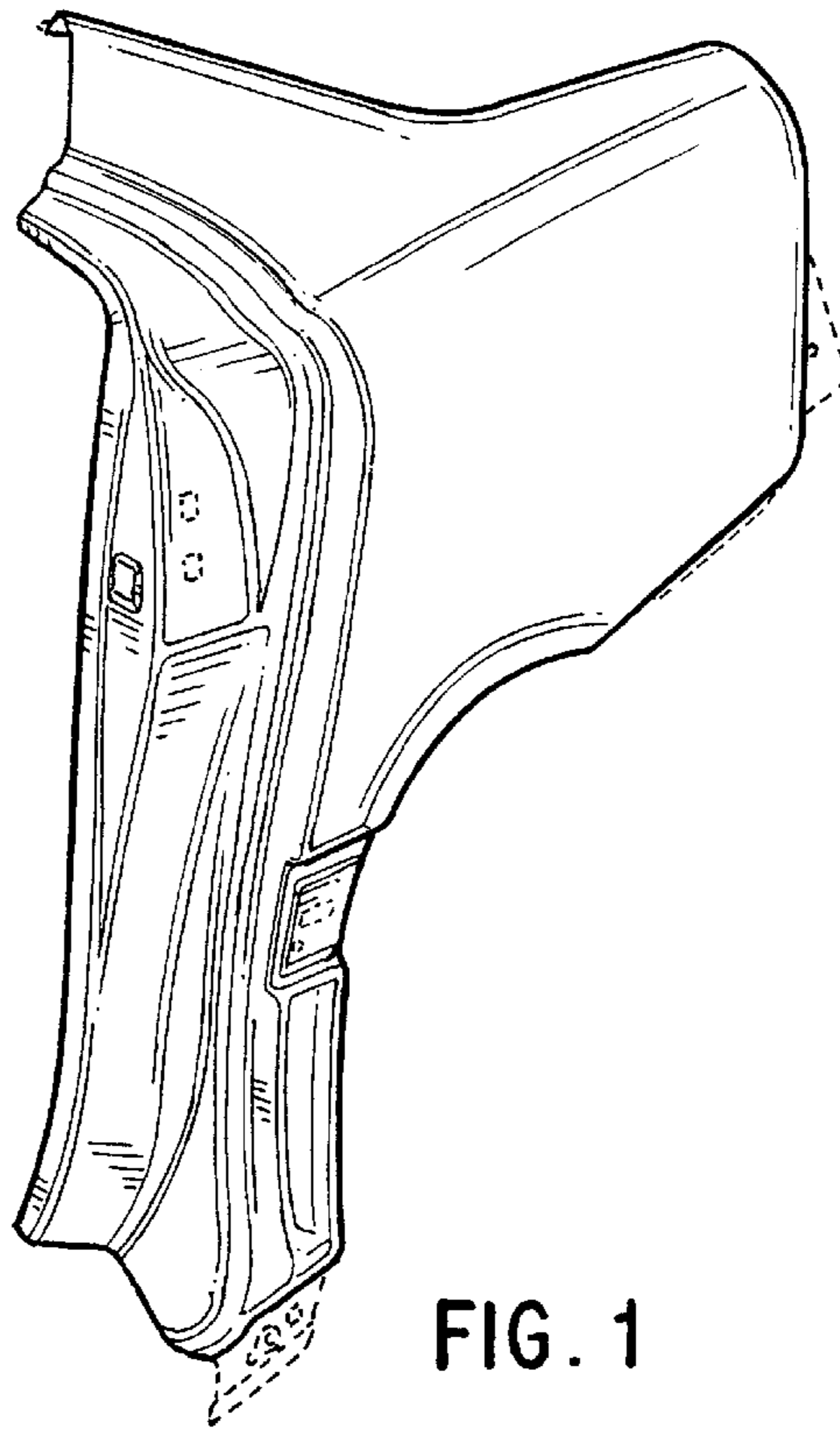


FIG. 1

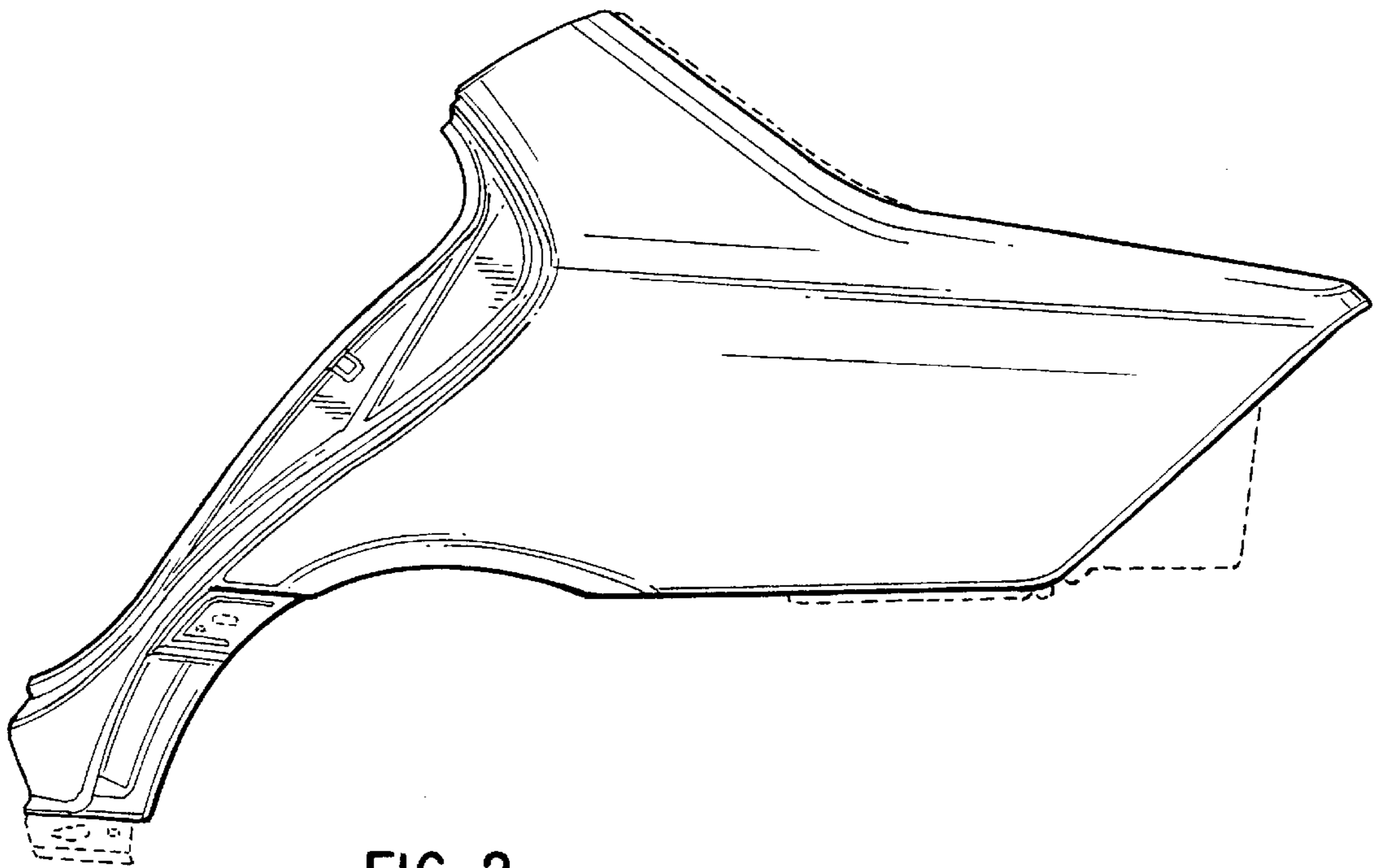


FIG. 2

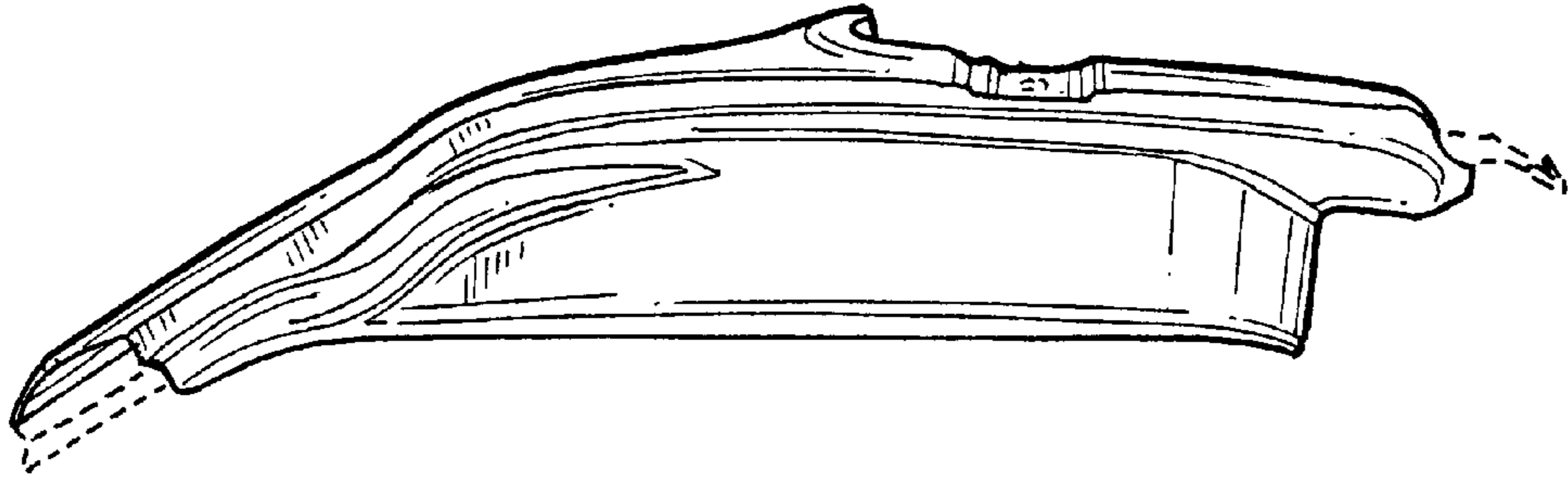


FIG. 4

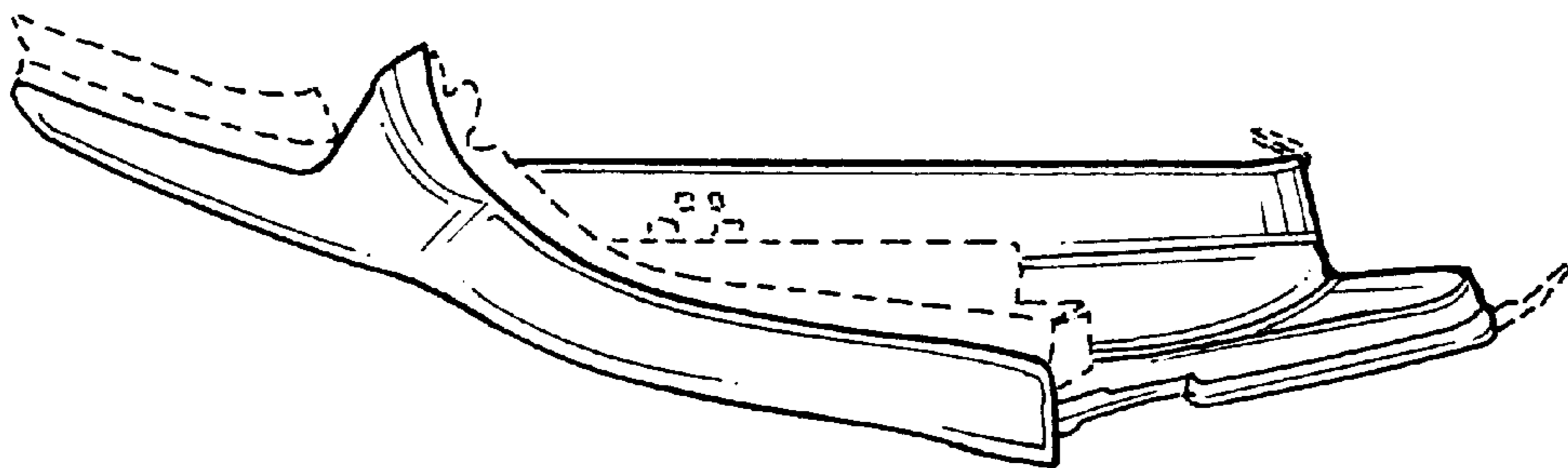


FIG. 3

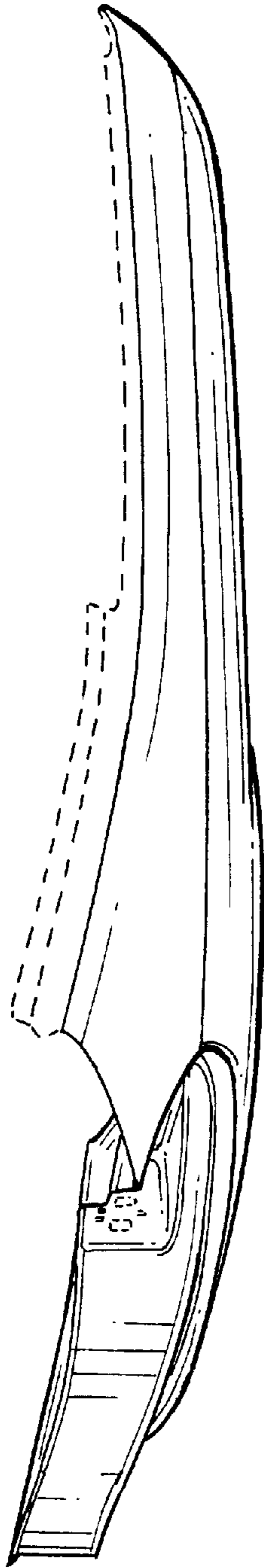


FIG. 5



FIG. 6